

2023 National Championships

2023 National Championships Best Player Awards

<u>Senior Men</u>	Finn Luu
<u>Senior Women</u>	Yangzi Liu
<u>Under 21 Men</u>	Aditya Sareen
<u>Under 21 Women</u>	Connie Psihogios
<u>Under 19 Boys</u>	Nicholas Lum
<u>Under 19 Girls</u>	Nguyen Cherry Le
<u>Under 17 Boys</u>	Aditya Sareen
<u>Under 17 Girls</u>	Connie Psihogios
<u>Under 15 Boys</u>	Aditya Sareen
<u>Under 15 Girls</u>	Taleisha Gaeta
<u>Under 13 Boys</u>	Jingyu Huang
<u>Under 13 Girls</u>	Qinle Alice Xia
<u>Under 11 Boys</u>	Lawrence Fan
<u>Under 11 Girls</u>	Qinle Alice Xia
<u>Class 1-5 Men</u>	Christopher Addis
<u>Class 1-5 Women</u>	Lisa Daniela Di Toro
<u>Class 6-10 Men</u>	Nathan Pellissier
<u>Class 6-10 Women</u>	Lina Lei
<u>Class 11 Men</u>	Samuel Von Einem
<u>Class 11 Women</u>	Rebecca Simpson Chenoa Paul


2023 National Championships

Men's Singles

SEEDS

- 1 N Lum (VIC)
- 2 X Yan (NSW)
- 3 X Dixon (VIC)
- 4 Y Lee (NSW)
- 5 F Luu (VIC)
- 6 D Chambers (VIC)
- 7 X Lin (NSW)
- 8 S Ambekar (VIC)


TOP HALF



2023 National Championships

Men's Singles

BOTTOM HALF



2023 National Championships

Men's Singles

Group A

NAME	Lum	Bye	Bye	Win	Lose	Pos
N Lum						
Bye						
Bye						

Group B

NAME	Yan	Ling	Bhatt	Win	Lose	Pos
X Yan		5,2,1,6	1,3,3,4	2	0	1
H Ling	-5,-2,-1,-6		3,8,5,8	1	1	2
S Bhatt	-1,-3,-3,-4	-3,-8,-5,-8		0	2	3

Group C

NAME	Dixon	Gollapalli	Laghari	Win	Lose	Pos
X Dixon		5,4,7,4	1,4,5,2	2	0	1
R Gollapalli	-5,-4,-7,-4		-5,6,-9,-6,-5	0	2	3
A Laghari	-1,-4,-5,-2	5,-6,9,6,5		1	1	2

Group D

NAME	Lee	Rathnasinghe	Mehta	Win	Lose	Pos
Y Lee		Walkover	5,1,4,7	2	0	1
W Rathnasinghe	Forfeit		Forfeit	0	2	
A Mehta	-5,-1,-4,-7	Walkover		1	1	2

Group E

NAME	Luu	Weaver	Zhang	Win	Lose	Pos
F Luu		2,3,4,3	3,1,-8,15,4	2	0	1
R Weaver	-2,-3,-4,-3		-6,6,-6,-8,-8	0	2	3
K Zhang	-3,-1,8,-15,-4	6,-6,6,8,8		1	1	2

Group F

NAME	Chambers	Chang	Cham	Win	Lose	Pos
D Chambers		3,5,8,6	1,9,6,1	2	0	1
J Chang	-3,-5,-8,-6		-9,-2,4,5,-7,-6	0	2	3
S Cham	-1,-9,-6,-1	9,2,-4,-5,7,6		1	1	2

Group G

NAME	Lin	Buddhadasa	Kobayashi	Win	Lose	Pos
X Lin		3,3,5,5	3,2,5,2	2	0	1
R Buddhadasa	-3,-3,-5,-5		10,-4,7,-9,7,5	1	1	2
R Kobayashi	-3,-2,-5,-2	-10,4,-7,9,-7,-5		0	2	3

Group H

NAME	Ambekar	Keerthiratne	Gao	Win	Lose	Pos
S Ambekar		3,4,4,4	Walkover	2	0	1
A Keerthiratne	-3,-4,-4,-4		Walkover	1	1	2
J Gao	Forfeit	Forfeit		0	2	

Group J

NAME	Ma	Hideura	Fan	Win	Lose	Pos
L Ma		7,7,8,1	3,1,7,6	2	0	1
A Hideura	-7,-7,-8,-1		8,8,8,-7,7	1	1	2
L Fan	-3,-1,-7,-6	-8,-8,-8,7,-7		0	2	3

Group V

NAME	Choi	Singh	You	Win	Lose	Pos
T Choi		8,6,6,3	-11,7,1,3,5	2	0	1
J Singh	-8,-6,-6,-3		7,9,-7,8,4	1	1	2
A You	11,-7,-1,-3,-5	-7,-9,7,-8,-4		0	2	3

Group W

NAME	Liu Cao	Wong	Nguyen	Win	Lose	Pos
A Liu Cao		8,2,5,4	3,4,6,2	2	0	1
J Wong	-8,-2,-5,-4		7,7,7,10	1	1	2
L Nguyen	-3,-4,-6,-2	-7,-7,-7,-10		0	2	3

Group X

NAME	Guo	Chen	Harfouch	Win	Lose	Pos
J Guo		Walkover	3,3,10,4	2	0	1
L Chen	Forfeit		Forfeit	0	2	
L Harfouch	-3,-3,-10,-4	Walkover		1	1	2

Group Y

NAME	Bae	Myrteza	Hadad	Win	Lose	Pos
H Bae		4,13,6,5	Walkover	2	0	1
R Myrteza	-4,-13,-6,-5		Walkover	1	1	2
A Hadad	Forfeit	Forfeit		0	2	

Group Z

NAME	Vardinejad	Fu	Ooi	Win	Lose	Pos
R Vardinejad		4,7,4,10	12,6,7,7	2	0	1
R Fu	-4,-7,-4,-10		-4,8,-5,-9,5,-7	0	2	3
I Ooi	-12,-6,-7,-7	4,-8,5,9,-5,7		1	1	2

Group AA

NAME	Shi	Tong	Kulasekara	Win	Lose	Pos
Y Shi		8,-9,5,8,3	8,3,4,3	2	0	1
D Tong	-8,9,-5,-8,-3		3,4,2,4	1	1	2
L Kulasekara	-8,-3,-4,-3	-3,-4,-2,-4		0	2	3

Group AB

NAME	Aluwihare	Bowrey	Geering	Win	Lose	Pos
J Aluwihare		No Match	Forfeit	0	1	
M Bowrey	No Match		Forfeit	0	1	
L Geering	Walkover	Walkover		2	0	1

Group AC

NAME	Anstey	Huang	Chen	Win	Lose	Pos
Z Anstey		9,-9,-10,-5,-6	4,8,2,3	1	1	2
S Huang	-9,9,10,5,6		7,7,7,8	2	0	1
J Chen	-4,-8,-2,-3	-7,-7,-7,-8		0	2	3

Group AD

NAME	Li	Milsom	Ding	Win	Lose	Pos
C Li		-9,-6,9,-7,13,6,5	Walkover	2	0	1
L Milsom	9,6,-9,7,-13,-6,-5		Walkover	1	1	2
J Ding	Forfeit	Forfeit		0	2	

2023 National Championships

Men's Singles

Group K

NAME	Townsend	Geering	Ashley	Win	Lose	Pos
K Townsend		5,4,1,4	3,4,2,2	2	0	1
M Geering	-5,-4,-1,-4		9,-9,7,6,9	1	1	2
J Ashley	-3,-4,-2,-2	-9,-7,-6,-9		0	2	3

Group AE

NAME	Bae	Huang	Xiong	Win	Lose	Pos
W Bae		4,9,5,8	3,4,4,2	2	0	1
J Huang	-4,-9,-5,-8		-11,3,1,4,3	1	1	2
K Xiong	-3,-4,-4,-2	11,-3,-1,-4,-3		0	2	3

Group L

NAME	Shimojo	Zhang	Wang	Win	Lose	Pos
D Shimojo		4,2,6,2	5,6,6,4	2	0	1
P Zhang	-4,-2,-6,-2		7,-9,-4,6,-12,7,6	1	1	2
Z Wang	-5,-6,-6,-4	-7,9,4,-6,12,-7,-6		0	2	3

Group AF

NAME	Yamamoto	Zeng	Graves	Win	Lose	Pos
N Yamamoto		-12,-8,6,-11,5,7,5	9,8,-10,5,6	2	0	1
X Zeng	12,8,-6,11,-5,-7,-5		6,8,6,11	1	1	2
D Graves	-9,-8,10,-5,-6	-6,-8,-6,-11		0	2	3

Group M

NAME	Von Einem	Yee	Lim	Win	Lose	Pos
S Von Einem		4,8,3,1	1,2,3,2	2	0	1
J Yee	-4,-8,-3,-1		9,9,6,2	1	1	2
V Lim	-1,-2,-3,-2	-9,-9,-6,-2		0	2	3

Group AG

NAME	Liu	Chen	Sivayoganathan	Win	Lose	Pos
S Liu		9,10,3,9	6,10,6,-9,5	2	0	1
R Chen	-9,-10,-3,-9		8,7,5,1	1	1	2
A Sivayoganathan	-6,-10,-6,9,-5	-8,-7,-5,-1		0	2	3

Group N

NAME	Cheng	So	Taranto	Win	Lose	Pos
C Cheng		7,7,4,10	3,7,6,4	2	0	1
S So	-7,-7,-4,-10		4,5,5,8	1	1	2
D Taranto	-3,-7,-6,-4	-4,-5,-5,-8		0	2	3

Group AH

NAME	Zhang	Huang	Li	Win	Lose	Pos
R Zhang		6,9,7,8	10,5,6,9	2	0	1
Z Huang	-6,-9,-7,-8		4,5,9,5	1	1	2
T Li	-10,-5,-6,-9	-4,-5,-9,-5		0	2	3

Group P

NAME	Gould	Freegard	Van Zanten	Win	Lose	Pos
B Gould		1,6,4,6	5,1,4,4	2	0	1
A Freegard	-1,-6,-4,-6		5,2,8,-9,6	1	1	2
L Van Zanten	-5,-1,-4,-4	-5,-2,-8,9,-6		0	2	3

Group AJ

NAME	Shengali	Taylor	Feng	Win	Lose	Pos
H Shengali		Forfeit	Forfeit	0	2	
B Taylor	Walkover		2,5,2,4	2	0	1
M Feng	Walkover	-2,-5,-2,-4		1	1	2

Group Q

NAME	Sareen	Kumar	Ni	Win	Lose	Pos
A Sareen		2,2,6,4	3,1,1,3	2	0	1
Y Kumar	-2,-2,-6,-4		5,9,9,6	1	1	2
L Ni	-3,-1,-1,-3	-5,-9,-9,-6		0	2	3

Group AK

NAME	Choi	Webb	Teakle	Win	Lose	Pos
A Choi		-4,-6,-5,3,7,-11	6,5,6,4	1	1	2
A Webb	4,6,5,-3,-7,11		9,2,7,3	2	0	1
O Teakle	-6,-5,-6,-4	-9,-2,-7,-3		0	2	3

Group R

NAME	Nie	Koo	Bhrara	Win	Lose	Pos
C Nie		5,14,5,5	Walkover	2	0	1
T Koo	-5,-14,-5,-5		Walkover	1	1	2
R Bhrara	Forfeit	Forfeit		0	2	

Group AL

NAME	Jiang	Jayamaha	Patton	Win	Lose	Pos
W Jiang		8,10,8,10	7,3,2,4	2	0	1
S Jayamaha	-8,-10,-8,-10		4,1,5,6	1	1	2
J Patton	-7,-3,-2,-4	-4,-1,-5,-6		0	2	3

Group S

NAME	Zende	Kelen	Jiang	Win	Lose	Pos
Y Zende		Walkover	8,5,6,8	2	0	1
J Kelen	Forfeit		Forfeit	0	2	
R Jiang	-8,-5,-6,-8	Walkover		1	1	2

Group AM

NAME	Cho	Pellissier	Clarke	Win	Lose	Pos
E Cho		8,3,6,9	3,7,9,1	2	0	1
N Pellissier	-8,-3,-6,-9		6,-5,3,9,4	1	1	2
T Clarke	-3,-7,-9,-1	-6,5,-3,-9,-4		0	2	3

Group T

NAME	Townsend	Chen	Evans	Win	Lose	Pos
W Townsend		4,7,6,4	2,3,7,4	2	0	1
J Chen	-4,-7,-6,-4		2,14,5,4	1	1	2
G Evans	-2,-3,-7,-4	-2,-14,-5,-4		0	2	3

Group AN

NAME	Nguyen-Huynh	Madaan	Yuan	Win	Lose	Pos
A Nguyen-Huynh		Walkover	6,-8,5,4,4	2	0	1
H Madaan	Forfeit		Forfeit	0	2	
G Yuan	-6,8,-5,-4,-4	Walkover		1	1	2

Group U

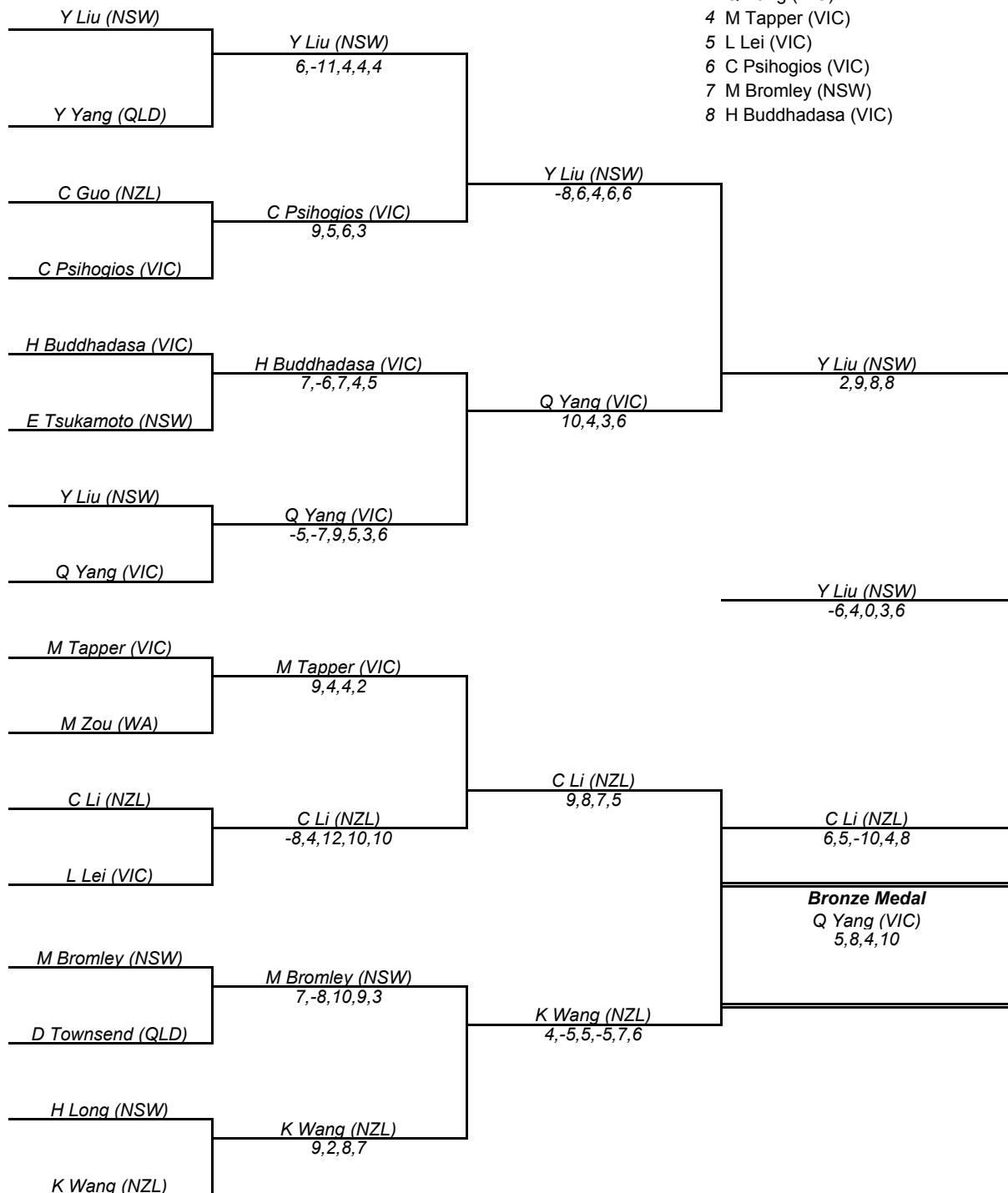
NAME	Lum	Chan	Lim	Win	Lose	Pos
L Lum		2,2,-8,6,6	6,6,8,7	2	0	1
S Chan	-2,-2,8,-6,-6		-10,4,10,3,-8,10	1	1	2
V Lim	-6,-6,-8,-7	10,-4,-10,-3,8,-10		0	2	3

2023 National Championships

Women's Singles

SEEDS

- 1 Y Liu (NSW)
- 2 K Wang (NZL)
- 3 Q Yang (VIC)
- 4 M Tapper (VIC)
- 5 L Lei (VIC)
- 6 C Psihogios (VIC)
- 7 M Bromley (NSW)
- 8 H Buddhadasa (VIC)



2023 National Championships

Women's Singles

Group A

NAME	Liu	Bye	Bye	Win	Lose	Pos
Y Liu						
Bye						
Bye						

Group J

NAME	Le	Li	Zhang	Win	Lose	Pos
N Le		-8,-4,-6,-3	6,6,9,4	1	1	2
C Li	8,4,6,3		7,7,4,2	2	0	1
Z Zhang	-6,-6,-9,-4	-7,-7,-4,-2		0	2	3

Group B

NAME	Wang	Bye	Bye	Win	Lose	Pos
K Wang						
Bye						
Bye						

Group K

NAME	Long	Khan	Osvath	Win	Lose	Pos
H Long		9,8,-10,9,8	-9,7,-9,4,5,-11,5	2	0	1
I Khan	-9,-8,10,-9,-8		6,-8,6,-7,8,7	1	1	2
G Osvath	9,-7,9,-4,-5,11,-5	-6,8,-6,7,-8,-7		0	2	3

Group C

NAME	Yang	Nie	Chen	Win	Lose	Pos
Q Yang		2,4,5,5	8,4,3,1	2	0	1
M Nie	-2,-4,-5,-5		2,9,5,-9,4	1	1	2
C Chen	-8,-4,-3,-1	-2,-9,-5,9,-4		0	2	3

Group L

NAME	Zou	Alburo	Sun	Win	Lose	Pos
M Zou		10,-6,-7,2,9,5	6,7,1,7	2	0	1
D Alburo	-10,6,7,-2,-9,-5		7,5,5,4	1	1	2
M Sun	-6,-7,-1,-7	-7,-5,-5,-4		0	2	3

Group D

NAME	Tapper	Xie	Man	Win	Lose	Pos
M Tapper		8,7,8,6	Walkover	2	0	1
D Xie	-8,-7,-8,-6		Walkover	1	1	2
A Man	Forfeit	Forfeit		0	2	

Group M

NAME	Townsend	Hsu	Hao	Win	Lose	Pos
D Townsend		-9,7,5,4,6	6,7,6,2	2	0	1
Y Hsu	9,-7,-5,-4,-6		7,3,7,2	1	1	2
M Hao	-6,-7,-6,-2	-7,-3,-7,-2		0	2	3

Group E

NAME	Lei	Gaeta	Wong	Win	Lose	Pos
L Lei		3,4,7,10	2,3,3,4	2	0	1
T Gaeta	-3,-4,-7,-10		4,-8,4,7,-9,5	1	1	2
C Wong	-2,-3,-3,-4	-4,8,-4,-7,9,-5		0	2	3

Group N

NAME	Guo	Zhou	Yan	Win	Lose	Pos
C Guo		-10,11,7,3,7	-3,8,9,-10,12,6	2	0	1
J Zhou	10,-11,-7,-3,-7		-3,12,-3,-4,7,-6	0	2	3
X Yan	3,-8,-9,10,-12,-6	3,-12,3,4,-7,6		1	1	2

Group F

NAME	Psihogios	Liu	Ho	Win	Lose	Pos
C Psihogios		Walkover	8,-4,4,6,6	2	0	1
Y Liu	Forfeit		Forfeit	0	2	
E Ho	-8,-4,-4,-6,-6	Walkover		1	1	2

Group P

NAME	Goh	Tsukamoto	Li	Win	Lose	Pos
H Goh		-4,6,-9,-8,7,8,-3	Walkover	1	1	2
E Tsukamoto	4,-6,9,8,-7,-8,3		Walkover	2	0	1
Y Li	Forfeit	Forfeit		0	2	

Group G

NAME	Bromley	Xia	Madaan	Win	Lose	Pos
M Bromley		8,4,6,8	7,7,7,3	2	0	1
Q Xia	-8,-4,-6,-8		-4,-9,-8,-5	0	2	3
K Madaan	-7,-7,-7,-3	4,9,8,5		1	1	2

Group Q

NAME	Walker	Liu	Qiu	Win	Lose	Pos
E Walker		-4,-7,-4,-5	6,-8,7,9,-9,8	1	1	2
Y Liu	4,7,4,5		4,9,9,-10,7	2	0	1
A Qiu	-6,8,-7,-9,9,-8	-4,-9,-9,10,-7		0	2	3

Group H

NAME	Buddhadasa	Cheng	Budiarto	Win	Lose	Pos
H Buddhadasa		10,4,4,6	3,9,3,8	2	0	1
C Cheng	-10,-4,-4,-6		9,-6,-9,7,9,8	1	1	2
J Budiarto	-3,-9,-3,-8	-9,6,9,-7,-9,-8		0	2	3

Group R


NAME	Zhang	Yang	Flood	Win	Lose	Pos
V Zhang		-8,-8,-6,-5	1,6,6,8	1	1	2
Y Yang	8,8,6,5		4,6,7,1	2	0	1
L Flood	-1,-6,-6,-8	-4,-6,-7,-1		0	2	3

2023 National Championships

Men's Doubles

SEEDS

- 1 N Lum/F Luu (VIC)
- 2 X Dixon/D Chambers (VIC)
- 3 X Yan (NSW)/L Ma (VIC)
- 4 Y Lee (NSW)/A Sareen (VIC)
- 5 K Townsend/D Shimojo (NSW)
- 6 S Ambekar/Y Zende (VIC)
- 7 B Gould (QLD)/S Von Einem (SA)
- 8 X Lin/C Li (NSW)

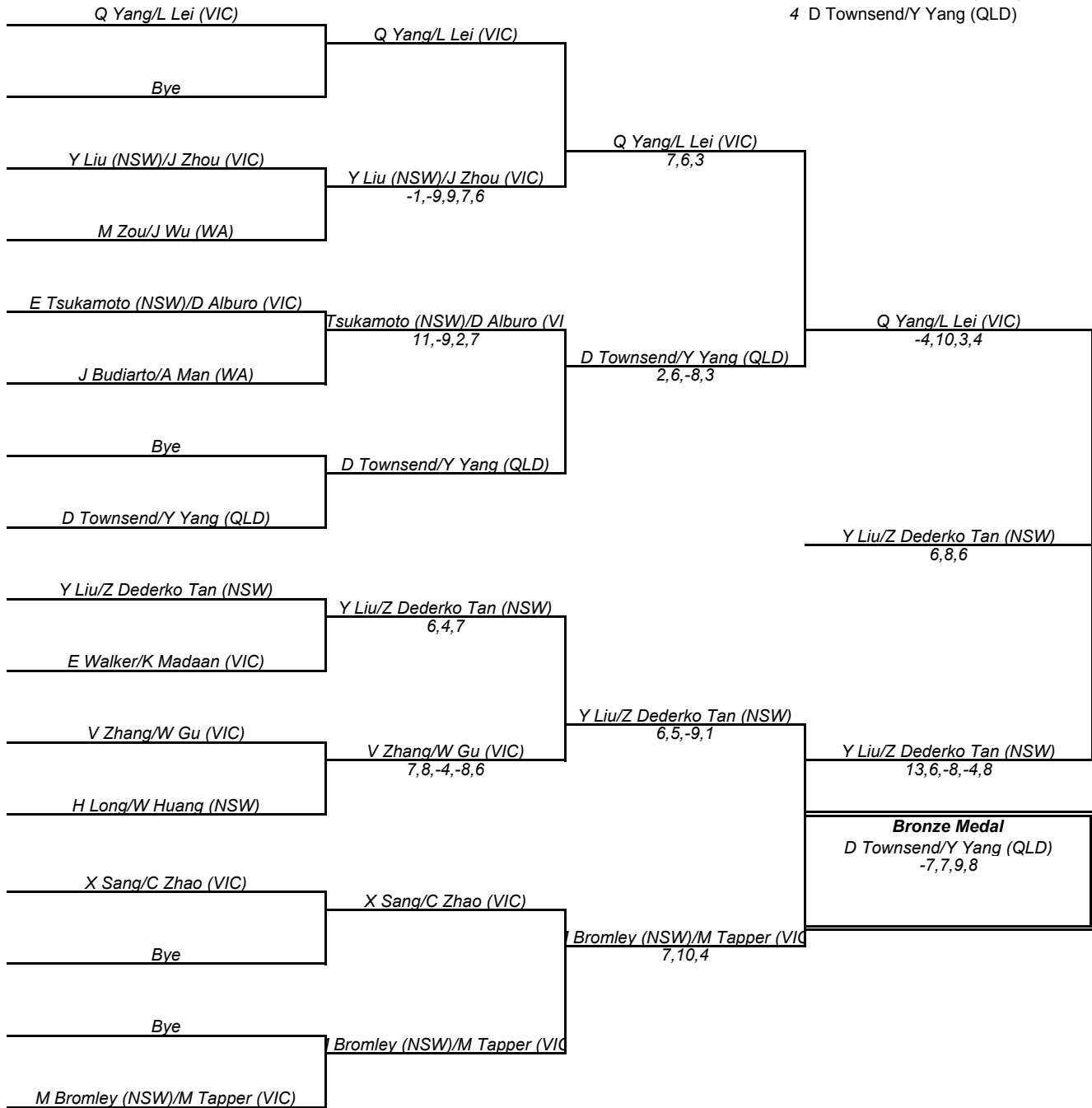


2023 National Championships

Women's Doubles

SEEDS

- 1 Q Yang/L Lei (VIC)
- 2 M Bromley (NSW)/M Tapper (VIC)
- 3 Y Liu/Z Dederko Tan (NSW)
- 4 D Townsend/Y Yang (QLD)




2023 National Championships

Mixed Doubles

SEEDS

- 1 F Luu (VIC)/Y Liu (NSW)
- 2 X Dixon/M Tapper (VIC)
- 3 X Yan (NSW)/L Lei (VIC)
- 4 X Lin/M Bromley (NSW)
- 5 A Sareen/C Psihogios (VIC)
- 6 B Gould (QLD)/M Zou (WA)
- 7 L Ma/V Zhang (VIC)
- 8 C Cheng (NSW)/H Goh (SA)




2023 National Championships

Under 21 Men's Singles

SEEDS

- 1 N Lum (VIC)
- 2 A Sareen (VIC)
- 3 C Cheng (NSW)
- 4 J Guo (NSW)
- 5 R Zhang (NSW)
- 6 C Nie (NSW)
- 7 R Vardinejad (WA)
- 8 H Bae (NSW)



2023 National Championships

Under 21 Men's Singles

Group A

NAME	Lum	Sivayoganathan	Hyun	Win	Lose	Pos
N Lum		3,2,6	2,4,3	2	0	1
A Sivayoganathan	-3,-2,-6		-7,5,5,4	1	1	2
B Hyun	-2,-4,-3	7,-5,-5,-4		0	2	3

Group P

NAME	Shengali	Buddhadasa	Mudalige	Win	Lose	Pos
H Shengali		Forfeit	Forfeit	0	2	
R Buddhadasa	Walkover		-9,-8,-5	1	1	2
A Mudalige	Walkover	9,8,5		2	0	1

Group B

NAME	Sareen	Lim	Jiang	Win	Lose	Pos
A Sareen		3,6,5	4,1,6	2	0	1
V Lim	-3,-6,-5		5,4,-10,5	1	1	2
R Jiang	-4,-1,-6	-5,-4,10,-5		0	2	3

Group Q

NAME	Myrteza	Zhang	Chapman	Win	Lose	Pos
R Myrteza		-9,6,11,6	0,4,2	2	0	1
P Zhang	9,-6,-11,-6		10,5,2	1	1	2
B Chapman	-0,-4,-2	-10,-5,-2		0	2	3

Group C

NAME	Cheng	Ding	Clarke	Win	Lose	Pos
C Cheng		2,6,5	3,4,5	2	0	1
J Ding	-2,-6,-5		-12,-8,9,11,3	1	1	2
T Clarke	-3,-4,-5	12,8,-9,-11,-3		0	2	3

Group R

NAME	Webb	Hideura	Van Zanten	Win	Lose	Pos
A Webb		7,6,-12,6	5,3,5	2	0	1
A Hideura	-7,-6,12,-6		6,5,8	1	1	2
L Van Zanten	-5,-3,-5	-6,-5,-8		0	2	3

Group D

NAME	Guo	Cham	Lee	Win	Lose	Pos
J Guo		6,4,6	3,4,6	2	0	1
S Cham	-6,-4,-6		8,7,-6,3	1	1	2
G Lee	-3,-4,-6	-8,-7,6,-3		0	2	3

Group S

NAME	Chen	Yee	Nguyen	Win	Lose	Pos
L Chen		7,9,-9,7	5,6,7	2	0	1
J Yee	-7,-9,9,-7		6,3,7	1	1	2
L Nguyen	-5,-6,-7	-6,-3,-7		0	2	3

Group E

NAME	Zhang	Fan	Teakle	Win	Lose	Pos
R Zhang		5,4,7	-1,7,6,9	2	0	1
L Fan	-5,-4,-7		3,10,6	1	1	2
O Teakle	1,-7,-6,-9	-3,-10,-6		0	2	3

Group T

NAME	Huang	Xi	Kluska	Win	Lose	Pos
Z Huang		7,7,8	7,8,11	2	0	1
Z Xi	-7,-7,-8		7,7,6	1	1	2
T Kluska	-7,-8,-11	-7,-7,-6		0	2	3

Group F

NAME	Nie	Ooi	Jiang	Win	Lose	Pos
C Nie		4,4,7	4,3,2	2	0	1
I Ooi	-4,-4,-7		7,-11,7,4	1	1	2
H Jiang	-4,-3,-2	-7,11,-7,-4		0	2	3

Group U

NAME	Choi	Geering	Bhatt	Win	Lose	Pos
A Choi		-11,6,8,8	4,8,7	2	0	1
M Geering	11,-6,-8,-8		2,4,3	1	1	2
S Bhatt	-4,-8,-7	-2,-4,-3		0	2	3

Group G

NAME	Vardinejad	Singh	Yuan	Win	Lose	Pos
R Vardinejad		10,-12,7,4	2,6,8	2	0	1
A Singh	-10,12,-7,-4		8,6,-9,6	1	1	2
G Yuan	-2,-6,-8	-8,-6,9,-6		0	2	3

Group V

NAME	Hyun	Koo	Cherian	Win	Lose	Pos
J Hyun		8,8,5	4,6,2	2	0	1
T Koo	-8,-8,-5		4,2,2	1	1	2
D Cherian	-4,-6,-2	-4,-2,-2		0	2	3

Group H

NAME	Bae	Geering	Harfouch	Win	Lose	Pos
H Bae		6,3,4	7,4,5	2	0	1
L Geering	-6,-3,-4		-9,10,-5,-6	0	2	3
L Harfouch	-7,-4,-5	9,-10,5,6		1	1	2

Group W

NAME	Jayamaha	Silk	Gao	Win	Lose	Pos
S Jayamaha		-8,3,11,5	Walkover	2	0	1
A Silk	8,-3,-11,-5		Walkover	1	1	2
J Gao	Forfeit	Forfeit		0	2	

Group J

NAME	Bae	Keerthirathne	You	Win	Lose	Pos
W Bae		6,5,7	8,3,3	2	0	1
A Keerthirathne	-6,-5,-7		6,9,7	1	1	2
A You	-8,-3,-3	-6,-9,-7		0	2	3

Group X

NAME	Chen	Yau	Kobayashi	Win	Lose	Pos
R Chen		-6,9,-8,-9	9,-9,-10,4,-10	0	2	3
N Yau	6,-9,8,9		7,-10,-9,7,6	2	0	1
R Kobayashi	-9,9,10,-4,10	-7,10,9,-7,-6		1	1	2

2023 National Championships

Under 21 Men's Singles

Group K

NAME	Choi	Gollapalli	Xiong	Win	Lose	Pos
T Choi		6,6,6	4,6,2	2	0	1
R Gollapalli	-6,-6,-6		9,-11,9,6	1	1	2
K Xiong	-4,-6,-2	-9,11,-9,-6		0	2	3

Group Y

NAME	Mak	Freegard	Kulasekara	Win	Lose	Pos
C Mak		-9,9,3,-5,7	7,2,8	2	0	1
A Freegard	9,-9,-3,5,-7		6,6,7	1	1	2
L Kulasekara	-7,-2,-8	-6,-6,-7		0	2	3

Group L

NAME	Liu Cao	Chang	Fong	Win	Lose	Pos
A Liu Cao		8,10,4	5,5,8	2	0	1
J Chang	-8,-10,-4		-8,-11,9,8,-7	0	2	3
G Fong	-5,-5,-8	8,11,-9,-8,7		1	1	2

Group Z

NAME	Huang	Chen	Rizkalla	Win	Lose	Pos
J Huang		12,5,9	5,2,5	2	0	1
J Chen	-12,-5,-9		6,2,5	1	1	2
S Rizkalla	-5,-2,-5	-6,-2,-5		0	2	3

Group M

NAME	Aluwihare	Rathnasinghe	Wu	Win	Lose	Pos
J Aluwihare		Walkover	1,6,4	2	0	1
W Rathnasinghe	Forfeit		Forfeit	0	2	
J Wu	-1,-6,-4	Walkover		1	1	2

Group AA

NAME	Fu	Kwan	Feng	Win	Lose	Pos
R Fu		-9,4,-6,-3	8,5,7	1	1	2
J Kwan	9,-4,6,3		8,7,11	2	0	1
M Feng	-8,-5,-7	-8,-7,-11		0	2	3

Group N

NAME	Liu	So	Wang	Win	Lose	Pos
S Liu		9,9,5	5,2,11	2	0	1
S So	-9,-9,-5		-11,11,-8,6,6	1	1	2
B Wang	-5,-2,-11	11,-11,8,-6,-6		0	2	3

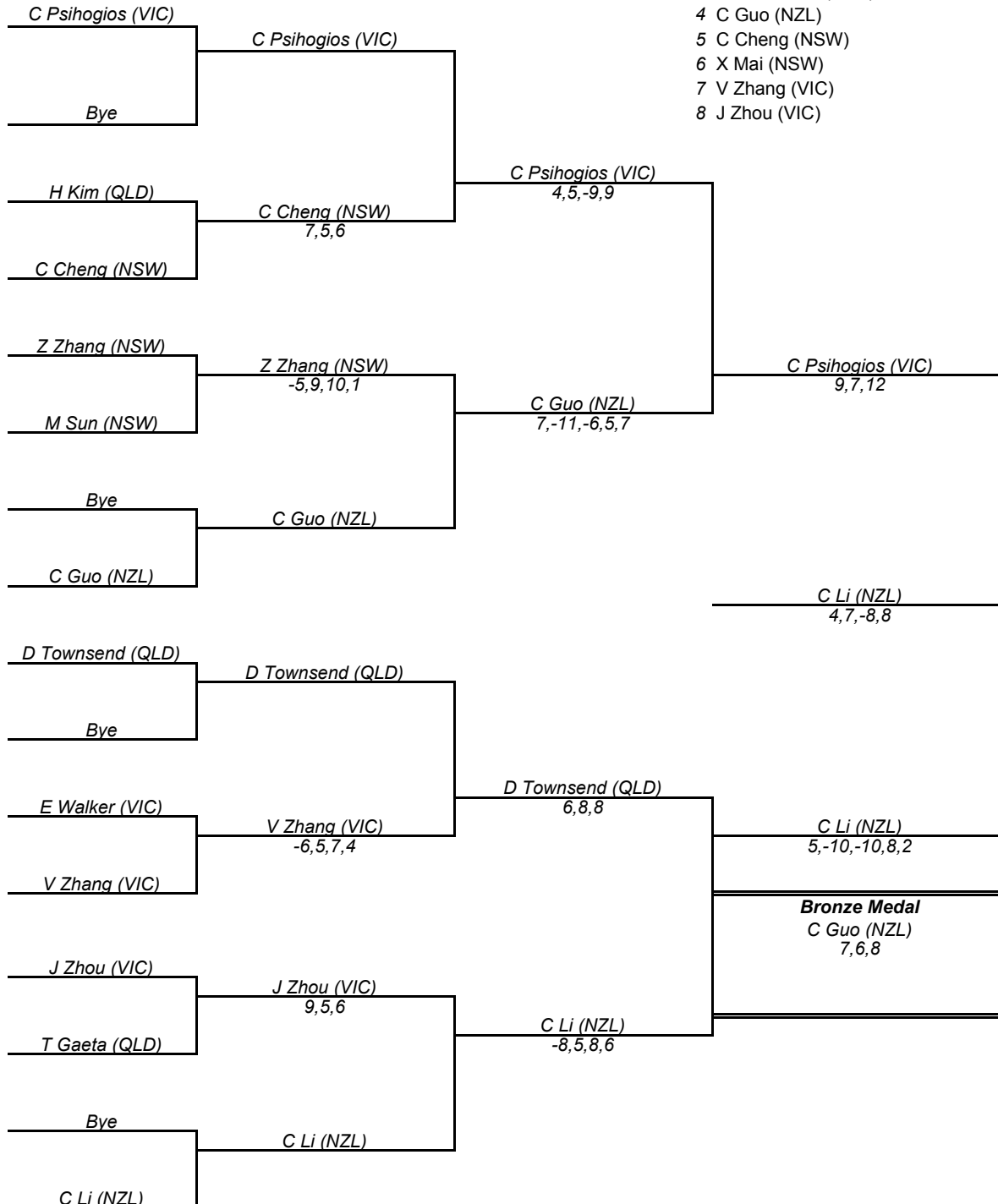
Last Updated: July 7, 2023 6:17 PM

2023 National Championships

Under 21 Women's Singles

SEEDS

- 1 C Psihogios (VIC)
- 2 H Buddhadasa (VIC)
- 3 D Townsend (QLD)
- 4 C Guo (NZL)
- 5 C Cheng (NSW)
- 6 X Mai (NSW)
- 7 V Zhang (VIC)
- 8 J Zhou (VIC)



2023 National Championships

Under 21 Women's Singles

Group A

NAME	Psihogios	Qiao	Man	Win	Lose	Pos
C Psihogios		7,8,4	Walkover	2	0	1
O Qiao	-7,-8,-4		Walkover	1	1	2
A Man	Forfeit	Forfeit		0	2	

Group G

NAME	Zhang	Xie	Nichols-Neale	Win	Lose	Pos
V Zhang		-8,-10,8,-10	6,9,5	1	1	1
D Xie	8,10,-8,10		-8,-12,6,-9	1	1	2
J Nichols-Neale	-6,-9,-5	8,12,-6,9		1	1	3

Group B

NAME	Buddhadasa	Li	Li	Win	Lose	Pos
H Buddhadasa		-4,-2,-7	4,2,4	1	1	2
C Li	4,2,7		2,2,3	2	0	1
H Li	-4,-2,-4	-2,-2,-3		0	2	3

Group H

NAME	Zhou	Nie	Jang	Win	Lose	Pos
J Zhou		9,-9,4,10	5,3,4	2	0	1
M Nie	-9,9,-4,-10		6,9,4	1	1	2
A Jang	-5,-3,-4	-6,-9,-4		0	2	3

Group C

NAME	Townsend	Khan	Reddy	Win	Lose	Pos
D Townsend		6,10,8	2,4,1	2	0	1
I Khan	-6,-10,-8		10,3,6	1	1	2
K Reddy	-2,-4,-1	-10,-3,-6		0	2	3

Group J

NAME	Walker	Chen	Flood	Win	Lose	Pos
E Walker		6,-6,2,-10,3	4,5,1	2	0	1
C Chen	-6,6,-2,10,-3		3,4,12	1	1	2
L Flood	-4,-5,-1	-3,-4,-12		0	2	3

Group D

NAME	Guo	Madaan	Zhu	Win	Lose	Pos
C Guo		4,9,5	Walkover	2	0	1
K Madaan	-4,-9,-5		Walkover	1	1	2
C Zhu	Forfeit	Forfeit		0	2	

Group K

NAME	Gaeta	Xia	Hao	Win	Lose	Pos
T Gaeta		Walkover	-7,15,-10,7,10	2	0	1
Q Xia	Forfeit		Forfeit	0	2	
M Hao	7,-15,10,-7,-10	Walkover		1	1	2

Group E

NAME	Cheng	Wu	Li	Win	Lose	Pos
C Cheng		Walkover	Walkover	2	0	1
J Wu	Forfeit		No Match	0	1	
Y Li	Forfeit	No Match		0	1	

Group L

NAME	Osvath	Budiarto	Sun	Win	Lose	Pos
G Osvath		-2,10,-9,-5	9,-7,-9,6,-7	0	2	3
J Budiarto	2,-10,9,5		-7,-9,10,12,-8	1	1	2
M Sun	-9,7,9,-6,7	7,9,-10,-12,8		2	0	1

Group F

NAME	Mai	Ho	Zhang	Win	Lose	Pos
X Mai		-7,6,8,-8,-8	-6,-8,-3	0	2	3
E Ho	7,-6,-8,8,8		-8,-9,-6	1	1	2
Z Zhang	6,8,3	8,9,6		2	0	1

Group M

NAME	Liu	Kim	Wong	Win	Lose	Pos
Y Liu		Forfeit	Forfeit	0	2	
H Kim	Walkover		-9,4,8,-10,5	2	0	1
C Wong	Walkover	9,-4,-8,10,-5		1	1	2

Last Updated: July 7, 2023 9:01 PM

2023 National Championships

Under 21 Men's Doubles

SEEDS

- 1 A Sareen (VIC)/C Nie (NSW)
- 2 R Vardinejad (WA)/R Zhang (NSW)
- 3 J Guo/S Liu (NSW)
- 4 A Liu Cao/J Chen (NZL)
- 5 N Lum/L Lum (VIC)
- 6 J Aluwihare (QLD)/H Shengali (NSW)
- 7 R Chen/R Myrteza (VIC)
- 8 J Hyun/B Hyun (NSW)

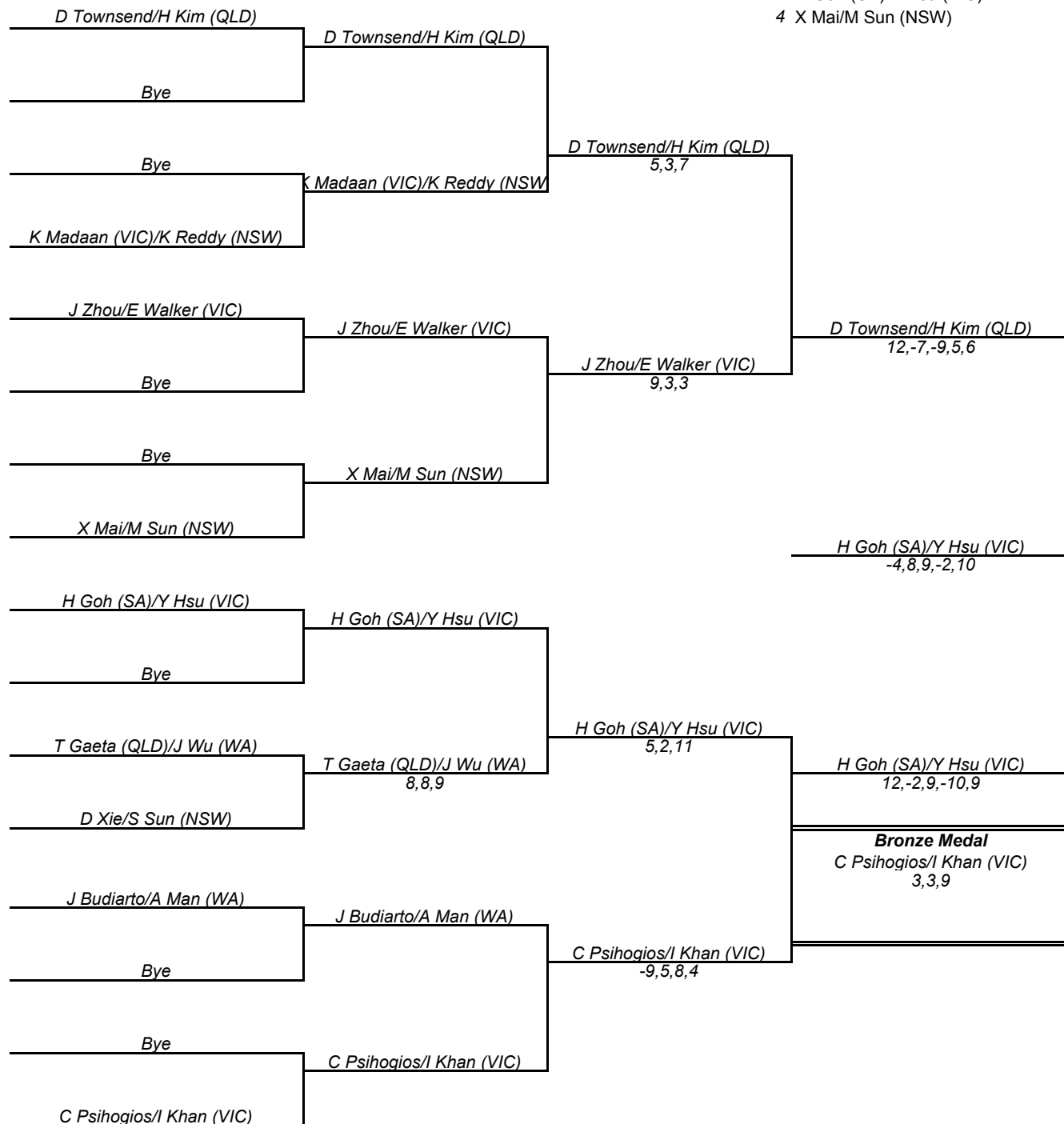


2023 National Championships

Under 21 Women's Doubles

SEEDS

- 1 D Townsend/H Kim (QLD)
- 2 C Psihogios/I Khan (VIC)
- 3 H Goh (SA)/Y Hsu (VIC)
- 4 X Mai/M Sun (NSW)




2023 National Championships

Under 21 Mixed Doubles

SEEDS

- 1 A Sareen/C Psihogios (VIC)
- 2 J Guo (NSW)/N Le (VIC)
- 3 C Cheng (NSW)/H Goh (SA)
- 4 C Nie/M Nie (NSW)
- 5 J Aluwihare/H Kim (QLD)
- 6 R Vardinejad/J Wu (WA)
- 7 R Myrteza/G Osvath (VIC)
- 8 T Choi (NZL)/V Zhang (VIC)




2023 National Championships

Under 19 Boys' Singles

SEEDS

- 1 N Lum (VIC)
- 2 F Luu (VIC)
- 3 H Bae (NSW)
- 4 C Nie (NSW)
- 5 C Cheng (NSW)
- 6 J Guo (NSW)
- 7 R Vardinejad (WA)
- 8 T Choi (NZL)



2023 National Championships

Under 19 Boys' Singles

Group A

NAME	Lum	Bye	Bye	Win	Lose	Pos
N Lum						
Bye						
Bye						

Group L

NAME	Aluwihare	Sivayoganathan	Xu	Win	Lose	Pos
J Aluwihare		6,2,4	4,1,4	2	0	1
A Sivayoganathan	-6,-2,-4		-8,9,10,-7,8	1	1	2
J Xu	-4,-1,-4	8,-9,-10,7,-8		0	2	3

Group B

NAME	Luu	Ng	Chantararat	Win	Lose	Pos
F Luu		1,8,5	3,6,3	2	0	1
R Ng	-1,-8,-5		-4,-3,-10	0	2	3
K Chantararat	-3,-6,-3	4,3,10		1	1	2

Group M

NAME	Shengali	Singh	Difabrizio	Win	Lose	Pos
H Shengali		4,3,8	5,3,6	2	0	1
A Singh	-4,-3,-8		7,-7,-3,8,9	1	1	2
Z Difabrizio	-5,-3,-6	-7,7,3,-8,-9		0	2	3

Group C

NAME	Bae	Mudalige	Wu	Win	Lose	Pos
H Bae		4,4,4	3,6,2	2	0	1
A Mudalige	-4,-4,-4		-7,6,-7,4,-6	0	2	3
J Wu	-3,-6,-2	7,-6,7,-4,6		1	1	2

Group N

NAME	Jayamaha	Geering	Ryu	Win	Lose	Pos
S Jayamaha		10,-11,4,-9,9	4,7,6	2	0	1
L Geering	-10,11,-4,9,-9		5,6,9	1	1	2
D Ryu	-4,-7,-6	-5,-6,-9		0	2	3

Group D

NAME	Nie	Luk	Chapman	Win	Lose	Pos
C Nie		5,4,6	2,3,8	2	0	1
E Luk	-5,-4,-6		-4,-9,-9	0	2	3
B Chapman	-2,-3,-8	4,9,9		1	1	2

Group P

NAME	Hassan	Gollapalli	Wu	Win	Lose	Pos
Y Hassan		4,4,3	4,6,12	2	0	1
R Gollapalli	-4,-4,-3		10,3,8	1	1	2
P Wu	-4,-6,-12	-10,-3,-8		0	2	3

Group E

NAME	Cheng	Kluska	Rizkalla	Win	Lose	Pos
C Cheng		-7,3,5,2	3,5,2	2	0	1
T Kluska	7,-3,-5,-2		6,3,3	1	1	2
S Rizkalla	-3,-5,-2	-6,-3,-3		0	2	3

Group Q

NAME	Choi	Chen	Fong	Win	Lose	Pos
A Choi		4,-8,7,11	5,9,8	2	0	1
C Chen	-4,8,-7,-11		-7,11,4,-4,9	1	1	2
G Fong	-5,-9,-8	7,-11,-4,4,-9		0	2	3

Group F

NAME	Guo	Teakle	Head	Win	Lose	Pos
J Guo		4,5,4	1,6,5	2	0	1
O Teakle	-4,-5,-4		7,8,6	1	1	2
J Head	-1,-6,-5	-7,-8,-6		0	2	3

Group R

NAME	Hyun	Geering	Huang	Win	Lose	Pos
J Hyun		7,-9,10,9	1,8,8	2	0	1
M Geering	-7,9,-10,-9		2,7,7	1	1	2
A Huang	-1,-8,-8	-2,-7,-7		0	2	3

Group G

NAME	Vardinejad	Lim	Wang	Win	Lose	Pos
R Vardinejad		-9,5,7,-9,0	0,2,4	2	0	1
V Lim	9,-5,-7,9,-0		3,3,-9,-6,9	1	1	2
B Wang	-0,-2,-4	-3,-3,9,6,-9		0	2	3

Group S

NAME	Hassan	Chang	Hao	Win	Lose	Pos
A Hassan		6,-9,6,-8,5	10,7,6	2	0	1
J Chang	-6,9,-6,8,-5		9,8,4	1	1	2
N Hao	-10,-7,-6	-9,-8,-4		0	2	3

Group H

NAME	Choi	Hyun	Van Zanten	Win	Lose	Pos
T Choi		7,3,5	2,7,3	2	0	1
B Hyun	-7,-3,-5		3,9,9	1	1	2
L Van Zanten	-2,-7,-3	-3,-9,-9		0	2	3

Group T

NAME	Kwan	Kelen	Kim	Win	Lose	Pos
J Kwan		8,-3,9,-13,8	6,8,-8,4	2	0	1
J Kelen	-8,3,-9,13,-8		5,10,8	1	1	2
I Kim	-6,-8,8,-4	-5,-10,-8		0	2	3

Group J

NAME	Liu Cao	Gallicchio	Gao	Win	Lose	Pos
A Liu Cao		3,5,3	9,2,4	2	0	1
D Gallicchio	-3,-5,-3		7,6,0 (U)	1	1	2
J Gao	-9,-2,-4	-7,-6,-0 (U)		0	2	3

Group U

NAME	Chen	Yau	Cheng	Win	Lose	Pos
J Chen		8,-8,-9,-6	3,6,2	1	1	2
N Yau	-8,8,9,6		3,9,7	2	0	1
C Cheng	-3,-6,-2	-3,-9,-7		0	2	3

Group K

NAME	Zhang	Ooi	Feng	Win	Lose	Pos
R Zhang		6,8,5	3,6,8	2	0	1
I Ooi	-6,-8,-5		3,6,-7,11	1	1	2
M Feng	-3,-6,-8	-3,-6,7,-11		0	2	3

Group V

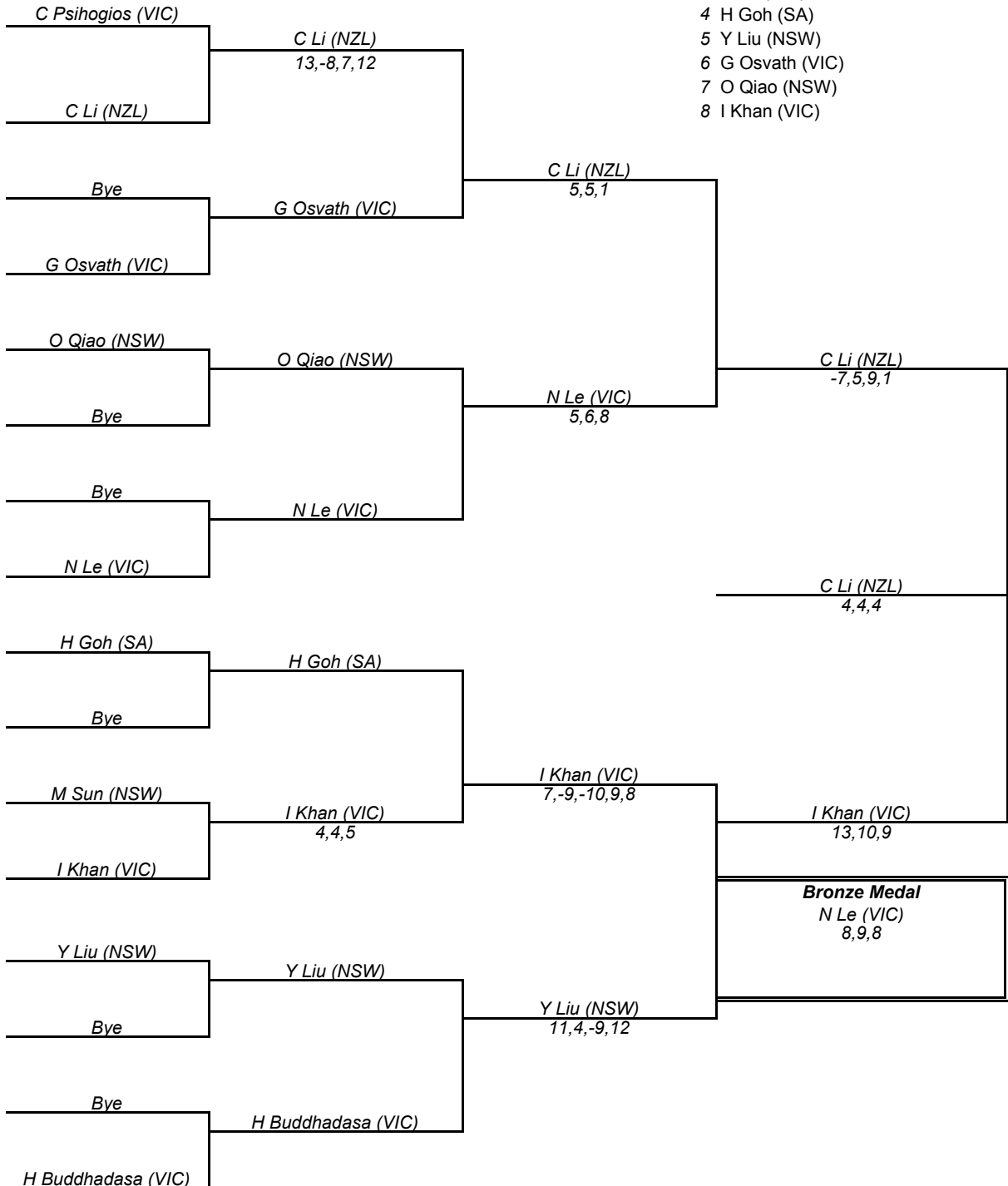
NAME	Freegard	Silk	Fan	Win	Lose	Pos
A Freegard		-7,9,-8,-8	2,9,7	1	1	2
A Silk	7,-9,8,8		6,7,10	2	0	1
T Fan	-2,-9,-7	-6,-7,-10		0	2	3

2023 National Championships

Under 19 Girls' Singles

SEEDS

- 1 C Psihogios (VIC)
- 2 H Buddhadasa (VIC)
- 3 N Le (VIC)
- 4 H Goh (SA)
- 5 Y Liu (NSW)
- 6 G Osvath (VIC)
- 7 O Qiao (NSW)
- 8 I Khan (VIC)



2023 National Championships

Under 19 Girls' Singles

Group A

NAME	Psihogios	Bye	Bye	Win	Lose	Pos
C Psihogios						
Bye						
Bye						

Group F

NAME	Osvath	Wong	Zhu	Win	Lose	Pos
G Osvath		4,6,8	5,9,7	2	0	1
C Wong	-4,-6,-8		8,7,5	1	1	2
C Zhu	-5,-9,-7	-8,-7,-5		0	2	3

Group B

NAME	Buddhadasa	Yong	Tran	Win	Lose	Pos
H Buddhadasa		9,6,1	4,4,7	2	0	1
E Yong	-9,-6,-1		8,-8,-9,-5	0	2	3
N Tran	-4,-4,-7	-8,8,9,5		1	1	2

Group G

NAME	Qiao	Nichols-Neale	Hulston	Win	Lose	Pos
O Qiao		7,-7,13,3	2,2,6	2	0	1
J Nichols-Neale	-7,7,-13,-3		8,12,4	1	1	2
B Hulston	-2,-2,-6	-8,-12,-4		0	2	3

Group C

NAME	Le	Reddy	Glassenbury	Win	Lose	Pos
N Le		9,2,2	3,7,4	2	0	1
K Reddy	-9,-2,-2		-4,9,6,4	1	1	2
E Glassenbury	-3,-7,-4	4,-9,-6,-4		0	2	3

Group H

NAME	Khan	Chen	Do	Win	Lose	Pos
I Khan		5,10,8	4,4,4	2	0	1
C Chen	-5,-10,-8		4,9,6	1	1	2
J Do	-4,-4,-4	-4,-9,-6		0	2	3

Group D

NAME	Goh	Chew	Reddy	Win	Lose	Pos
H Goh		3,5,10	9,3,5	2	0	1
V Chew	-3,-5,-10		9,4,7	1	1	2
S Reddy	-9,-3,-5	-9,-4,-7		0	2	3

Group J

NAME	Li	Chan	Tu	Win	Lose	Pos
C Li		Walkover	6,4,6	2	0	1
K Chan	Forfeit		Forfeit	0	2	
M Tu	-6,-4,-6	Walkover		1	1	2

Group E

NAME	Liu	Man	Jiang	Win	Lose	Pos
Y Liu		-6,6,4,2	5,5,-9,5	2	0	1
A Man	6,-6,-4,-2		-9,7,8,16	1	1	2
C Jiang	-5,-5,9,-5	9,-7,-8,-16		0	2	3

Group K

NAME	Sun	Ding	Yew	Win	Lose	Pos
M Sun		-9,-6,7,12,6	7,7,-9,10	2	0	1
D Ding	9,6,-7,-12,-6		13,11,8	1	1	2
C Yew	-7,-7,9,-10	-13,-11,-8		0	2	3

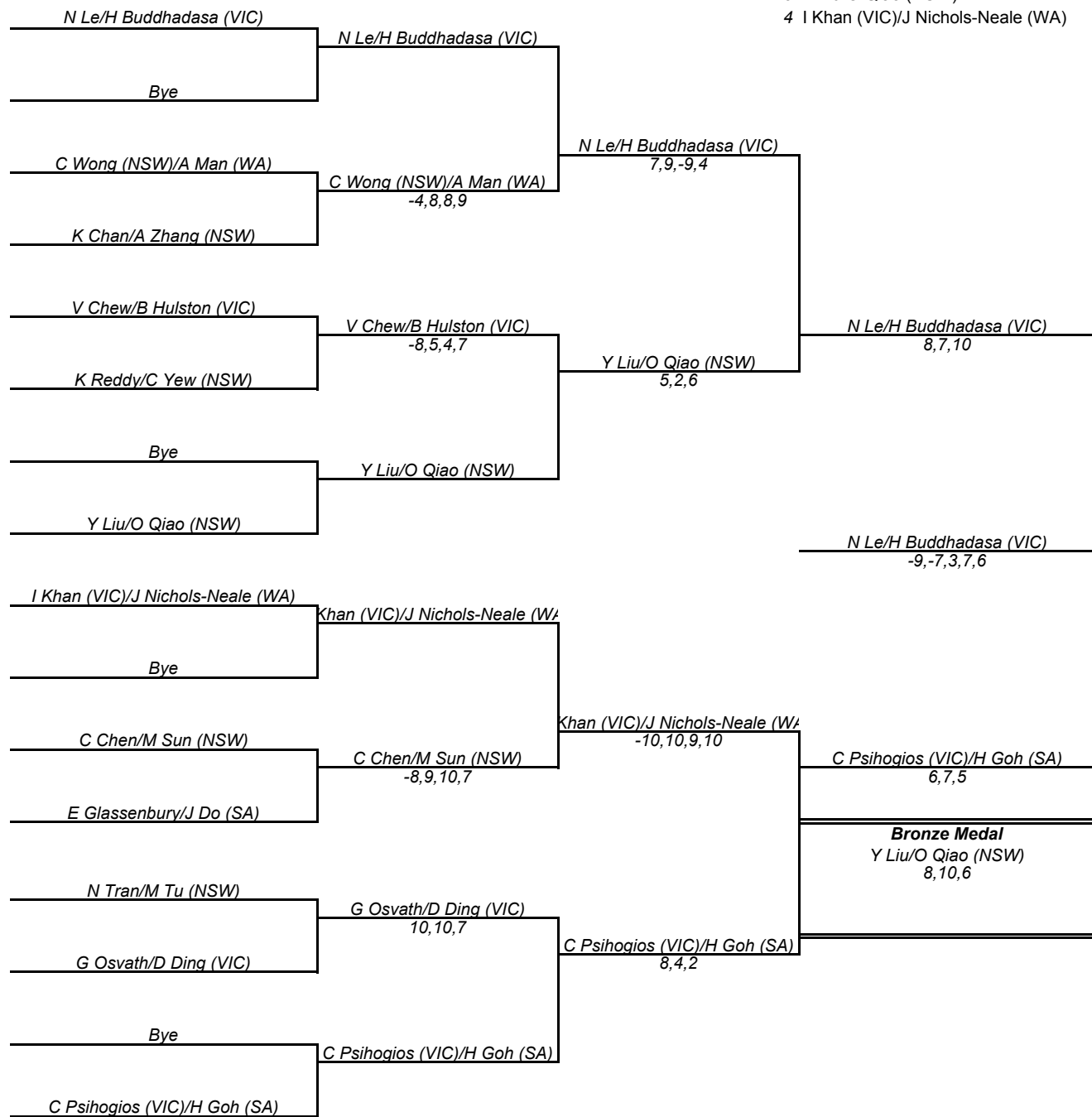
Last Updated: July 7, 2023 10:54 AM

2023 National Championships

Under 19 Girls' Doubles

SEEDS

- 1 N Le/H Buddhadasa (VIC)
- 2 C Psihogios (VIC)/H Goh (SA)
- 3 Y Liu/O Qiao (NSW)
- 4 I Khan (VIC)/J Nichols-Neale (WA)




2023 National Championships

Under 19 Mixed Doubles

SEEDS

- 1 N Lum/H Buddhadasa (VIC)
- 2 A Sareen/C Psihogios (VIC)
- 3 F Luu/N Le (VIC)
- 4 J Guo (NSW)/V Zhang (VIC)
- 5 C Cheng (NSW)/H Goh (SA)
- 6 H Shengali/Y Liu (NSW)
- 7 R Zhang/O Qiao (NSW)
- 8 C Nie/E Chen (NSW)




2023 National Championships

Under 17 Boys' Singles

SEEDS

- 1 A Sareen (VIC)
- 2 R Vardinejad (WA)
- 3 C Nie (NSW)
- 4 W Bae (NSW)
- 5 C Cheng (NSW)
- 6 J Guo (NSW)
- 7 L Lum (VIC)
- 8 T Choi (NZL)



2023 National Championships

Under 17 Boys' Singles

Group A

NAME	Sareen	Xu	Ren	Win	Lose	Pos
A Sareen		3,1,1	0,1,1	2	0	1
J Xu	-3,-1,-1		7,8,12	1	1	2
M Ren	-0,-1,-1	-7,-8,-12		0	2	3

Group R

NAME	Hideura	Tran	Jiang	Win	Lose	Pos
A Hideura		7,6,8	5,4,3	2	0	1
J Tran	-7,-6,-8		-8,-7,4,7,3	1	1	2
H Jiang	-5,-4,-3	8,7,-4,-7,-3		0	2	3

Group B

NAME	Vardinejad	An	Leung	Win	Lose	Pos
R Vardinejad		1,5,2	4,1,4	2	0	1
F An	-1,-5,-2		8,-8,9,-11,-3	0	2	3
D Leung	-4,-1,-4	-8,8,-9,11,3		1	1	2

Group S

NAME	Hyun	O'Toole-Zhang	Du	Win	Lose	Pos
J Hyun		5,3,4	3,10,2	2	0	1
A O'Toole-Zhang	-5,-3,-4		11,7,-7,7	1	1	2
E Du	-3,-10,-2	-11,-7,7,-7		0	2	3

Group C

NAME	Nie	Head	Fan	Win	Lose	Pos
C Nie		5,1,8	7,5,2	2	0	1
J Head	-5,-1,-8		14,-8,7,-5,8	1	1	2
T Fan	-7,-5,-2	-14,8,-7,5,-8		0	2	3

Group T

NAME	Zhang	Huang	Hao	Win	Lose	Pos
P Zhang		9,5,6	7,7,-11,9	2	0	1
A Huang	-9,-5,-6		7,4,12	1	1	2
N Hao	-7,-7,11,-9	-7,-4,-12		0	2	3

Group D

NAME	Bae	Kobayashi	Lim	Win	Lose	Pos
W Bae		6,10,5	3,6,1	2	0	1
R Kobayashi	-6,-10,-5		3,9,6	1	1	2
V Lim	-3,-6,-1	-3,-9,-6		0	2	3

Group U

NAME	Buddhadasa	Kim	Lai	Win	Lose	Pos
R Buddhadasa		7,7,7	2,-7,14,-9,8	2	0	1
I Kim	-7,-7,-7		-10,-8,-5	0	2	3
S Lai	-2,-7,-14,9,-8	10,8,5		1	1	2

Group E

NAME	Cheng	Liu	Smith	Win	Lose	Pos
C Cheng		4,1,4	4,5,6	2	0	1
J Liu	-4,-1,-4		-6,5,7,12	1	1	2
D Smith	-4,-5,-6	6,-5,-7,-12		0	2	3

Group V

NAME	Leung	Chantarat	Pantos	Win	Lose	Pos
L Leung		-6,3,8,-9,8	4,5,6	2	0	1
K Chantarat	6,-3,-8,9,-8		7,5,6	1	1	2
G Pantos	-4,-5,-6	-7,-5,-6		0	2	3

Group F

NAME	Guo	Wang	Chen	Win	Lose	Pos
J Guo		3,3,7	5,3,8	2	0	1
B Wang	-3,-3,-7		7,-7,-7,-5	0	2	3
C Chen	-5,-3,-8	-7,7,7,5		1	1	2

Group W

NAME	Fu	Luk	Cherian	Win	Lose	Pos
R Fu		11,-8,7,10	9,4,7	2	0	1
E Luk	-11,8,-7,-10		3,9,2	1	1	2
D Cherian	-9,-4,-7	-3,-9,-2		0	2	3

Group G

NAME	Lum	Wu	Difabrizio	Win	Lose	Pos
L Lum		2,1,8	7,6,4	2	0	1
J Wu	-2,-1,-8		5,-3,4,-6,-7	0	2	3
Z Difabrizio	-7,-6,-4	-5,3,-4,6,7		1	1	2

Group X

NAME	Xi	Jarausek	Jost	Win	Lose	Pos
Z Xi		5,3,7	3,9,3	2	0	1
N Jarausek	-5,-3,-7		4,6,2	1	1	2
L Jost	-3,-9,-3	-4,-6,-2		0	2	3

Group H

NAME	Choi	Liang	Gunawardena	Win	Lose	Pos
T Choi		4,5,5	8,2,2	2	0	1
R Liang	-4,-5,-5		7,-8,-7,6,7	1	1	2
P Gunawardena	-8,-2,-2	-7,8,7,-6,-7		0	2	3

Group Y

NAME	Chen	Cham	Xia	Win	Lose	Pos
C Chen		4,6,5	3,3,10	2	0	1
S Cham	-4,-6,-5		6,8,8	1	1	2
E Xia	-3,-3,-10	-6,-8,-8		0	2	3

Group J

NAME	Hassan	Cheng	Bhatt	Win	Lose	Pos
Y Hassan		0,7,1	6,4,5	2	0	1
C Cheng	-0,-7,-1		-4,4,7,-7,3	1	1	2
S Bhatt	-6,-4,-5	4,-4,-7,7,-3		0	2	3

Group Z

NAME	Keerthiratne	Gallicchio	Sarin	Win	Lose	Pos
A Keerthiratne		6,-7,5,-8,-8	6,7,5	1	1	2
D Gallicchio	-6,7,-5,8,8		4,11,5	2	0	1
O Sarin	-6,-7,-5	-4,-11,-5		0	2	3

2023 National Championships

Under 17 Boys' Singles

Group K

NAME	Shengali	Nguyen	Kim	Win	Lose	Pos
H Shengali		1,4,3	4,4,5	2	0	1
L Nguyen	-1,-4,-3		-10,-13,-7	0	2	3
E Kim	-4,-4,-5	10,13,7		1	1	2

Group AA

NAME	Li	Ng	Davies	Win	Lose	Pos
C Li		5,8,8	9,7,6	2	0	1
R Ng	-5,-8,-8		5,2,6	1	1	2
T Davies	-9,-7,-6	-5,-2,-6		0	2	3

Group L

NAME	Chen	Wu	Exposito	Win	Lose	Pos
L Chen		5,9,4	0,3,2	2	0	1
P Wu	-5,-9,-4		6,7,-6,7	1	1	2
M Exposito	-0,-3,-2	-6,-7,6,-7		0	2	3

Group AB

NAME	Rathnasinghe	Kluska	Baker-Patton	Win	Lose	Pos
N Rathnasinghe		6,-9,7,-16,8	3,9,5	2	0	1
T Kluska	-6,9,-7,16,-8		-6,2,4,4	1	1	2
A Baker-Patton	-3,-9,-5	6,-2,-4,-4		0	2	3

Group M

NAME	Liu	Jiang	Byun	Win	Lose	Pos
S Liu		4,6,8	5,3,4	2	0	1
P Jiang	-4,-6,-8		8,5,9	1	1	2
N Byun	-5,-3,-4	-8,-5,-9		0	2	3

Group AC

NAME	Singh	Choi	Trimmer	Win	Lose	Pos
A Singh		7,4,6	Walkover	2	0	1
J Choi	-7,-4,-6		Walkover	1	1	2
R Trimmer	Forfeit	Forfeit		0	2	

Group N

NAME	Kwan	Chen	Hoang	Win	Lose	Pos
J Kwan		9,3,-13,9	5,9,-10,3	2	0	1
J Chen	-9,-3,13,-9		4,9,7	1	1	2
B Hoang	-5,-9,10,-3	-4,-9,-7		0	2	3

Group AD

NAME	Geering	Chee	Robertson	Win	Lose	Pos
L Geering		7,-3,-7,-9	8,7,8	1	1	2
N Chee	-7,3,7,9		5,3,8	2	0	1
C Robertson	-8,-7,-8	-5,-3,-8		0	2	3

Group P

NAME	Kelen	Fong	Wu	Win	Lose	Pos
J Kelen		-9,5,9,-9,-11	5,8,4	1	1	2
G Fong	9,-5,-9,9,11		10,-8,4,12	2	0	1
A Wu	-5,-8,-4	-10,8,-4,-12		0	2	3

Group AE

NAME	Green	Li	Ting	Win	Lose	Pos
L Green		9,0,8	7,4,8	2	0	1
T Li	-9,-0,-8		-6,6,9,10	1	1	2
O Ting	-7,-4,-8	6,-6,-9,-10		0	2	3

Group Q


NAME	Huang	Li	Chu	Win	Lose	Pos
Z Huang		Walkover	7,4,8	2	0	1
S Li	Forfeit		Forfeit	0	2	
M Chu	-7,-4,-8	Walkover		1	1	2

2023 National Championships

Under 17 Girls' Singles

SEEDS

- 1 C Psihogios (VIC)
- 2 N Le (VIC)
- 3 H Goh (SA)
- 4 T Gaeta (QLD)
- 5 K Yeung (NSW)
- 6 V Zhang (VIC)
- 7 Y Hsu (VIC)
- 8 C Guo (NZL)



2023 National Championships

Under 17 Girls' Singles

Group A

NAME	Psihogios	Bye	Bye	Win	Lose	Pos
C Psihogios						
Bye						
Bye						

Group K

NAME	Osvath	Yong	Lin	Win	Lose	Pos
G Osvath		4,4,4	5,4,1	2	0	1
E Yong	-4,-4,-4		2,2,5	1	1	2
J Lin	-5,-4,-1	-2,-2,-5		0	2	3

Group B

NAME	Le	Bye	Bye	Win	Lose	Pos
N Le						
Bye						
Bye						

Group L

NAME	Qiao	Chew	Tu	Win	Lose	Pos
O Qiao		6,6,12	3,6,3	2	0	1
V Chew	-6,-6,-12		9,7,9	1	1	2
A Tu	-3,-6,-3	-9,-7,-9		0	2	3

Group C

NAME	Goh	Ding	Zeng	Win	Lose	Pos
H Goh		5,5,6	6,3,7	2	0	1
D Ding	-5,-5,-6		7,11,5	1	1	2
A Zeng	-6,-3,-7	-7,-11,-5		0	2	3

Group M

NAME	Liu	Li	Yew	Win	Lose	Pos
Y Liu		Walkover	5,6,5	2	0	1
Y Li	Forfeit		Forfeit	0	2	
C Yew	-5,-6,-5	Walkover		1	1	2

Group D

NAME	Gaeta	Ha	Jiang	Win	Lose	Pos
T Gaeta		-6,10,5,4	7,7,3	2	0	1
L Ha	6,-10,-5,-4		-7,6,11,11	1	1	2
C Jiang	-7,-7,-3	7,-6,-11,-11		0	2	3

Group N

NAME	Li	Lee	Zhu	Win	Lose	Pos
Y Li		-3,-7,-4	6,5,4	1	1	2
S Lee	3,7,4		4,6,5	2	0	1
C Zhu	-6,-5,-4	-4,-6,-5		0	2	3

Group E

NAME	Yeung	Sundaresan	Do	Win	Lose	Pos
K Yeung		-5,7,3,5	3,4,6	2	0	1
S Sundaresan	5,-7,-3,-5		-7,5,3,7	1	1	2
J Do	-3,-4,-6	7,-5,-3,-7		0	2	3

Group P

NAME	Cheng	Ho	Kang	Win	Lose	Pos
C Cheng		9,7,8	10,5,0	2	0	1
F Ho	-9,-7,-8		-8,3,6,-7,5	1	1	2
D Kang	-10,-5,-0	8,-3,-6,7,-5		0	2	3

Group F

NAME	Zhang	Chen	Reddy	Win	Lose	Pos
V Zhang		3,2,6	8,5,3	2	0	1
E Chen	-3,-2,-6		9,2,6	1	1	2
S Reddy	-8,-5,-3	-9,-2,-6		0	2	3

Group Q

NAME	Khan	Chan	Chen	Win	Lose	Pos
I Khan		Walkover	2,2,4	2	0	1
K Chan	Forfeit		Forfeit	0	2	
D Chen	-2,-2,-4	Walkover		1	1	2

Group G

NAME	Hsu	Li	Glassenbury	Win	Lose	Pos
Y Hsu		7,3,10	5,6,8	2	0	1
H Li	-7,-3,-10		10,-7,11,-9,7	1	1	2
E Glassenbury	-5,-6,-8	-10,7,-11,9,-7		0	2	3

Group R

NAME	Li	Huang	Hewamadduma	Win	Lose	Pos
C Li		2,4,6	3,5,3	2	0	1
C Huang	-2,-4,-6		2,8,4	1	1	2
S Hewamadduma	-3,-5,-3	-2,-8,-4		0	2	3

Group H

NAME	Guo	Sun	Hulston	Win	Lose	Pos
C Guo		1,9,6	3,7,3	2	0	1
M Sun	-1,-9,-6		-9,-7,9,7,-8	0	2	3
B Hulston	-3,-7,-3	9,7,-9,-7,8		1	1	2

Group S

NAME	Mai	Kim	Tran	Win	Lose	Pos
X Mai		9,7,6	5,5,6	2	0	1
H Kim	-9,-7,-6		7,2,4	1	1	2
C Tran	-5,-5,-6	-7,-2,-4		0	2	3

Group J

NAME	Wu	Ann	Tu	Win	Lose	Pos
J Wu		5,4,8	6,6,8	2	0	1
E Ann	-5,-4,-8		-7,-12,6,7,6	1	1	2
M Tu	-6,-6,-8	7,12,-6,-7,-6		0	2	3

Group T

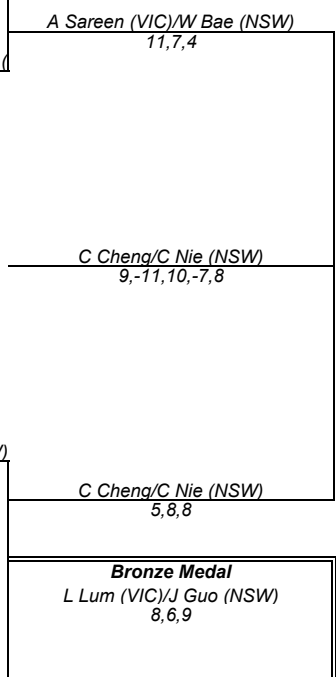

NAME	Chen	Ira	Chen	Win	Lose	Pos
C Chen		Walkover	2,3,7	2	0	1
S Ira	Forfeit		Forfeit	0	2	
E Chen	-2,-3,-7	Walkover		1	1	2

2023 National Championships

Under 17 Boys' Doubles

SEEDS

- 1 A Sareen (VIC)/W Bae (NSW)
- 2 C Cheng/C Nie (NSW)
- 3 R Vardinejad (WA)/Y Hassan (VIC)
- 4 L Lum (VIC)/J Guo (NSW)
- 5 S Liu/H Shengali (NSW)
- 6 L Chen/P Zhang (SA)
- 7 Z Huang/J Kwan (VIC)
- 8 J Kelen/Z Xi (NSW)




2023 National Championships

Under 17 Girls' Doubles

SEEDS

- 1 C Psihogios (VIC)/H Goh (SA)
- 2 N Le/Y Hsu (VIC)
- 3 T Gaeta (QLD)/J Wu (WA)
- 4 C Guo/C Li (NZL)
- 5 C Cheng/K Yeung (NSW)
- 6 Y Liu/O Qiao (NSW)
- 7 V Zhang (VIC)/H Kim (QLD)
- 8 G Osvath/Y Li (VIC)



2023 National Championships

Under 17 Mixed Doubles

SEEDS

- 1 A Sareen/C Psihogios (VIC)
- 2 C Cheng (NSW)/H Goh (SA)
- 3 R Vardinejad/J Wu (WA)
- 4 J Guo (NSW)/V Zhang (VIC)
- 5 S Liu (NSW)/N Le (VIC)
- 6 H Shengali/Y Liu (NSW)
- 7 P Zhang (SA)/K Yeung (NSW)
- 8 C Nie/E Chen (NSW)




2023 National Championships

Under 15 Boys' Singles

SEEDS

- 1 A Sareen (VIC)
- 2 W Bae (NSW)
- 3 L Lum (VIC)
- 4 S Liu (NSW)
- 5 Z Huang (VIC)
- 6 L Chen (SA)
- 7 A Hideura (NSW)
- 8 L Piyachai (NSW)



2023 National Championships

Under 15 Boys' Singles

Group A

NAME	Sareen	Bye	Bye	Win	Lose	Pos
A Sareen						
Bye						
Bye						

Group S

NAME	Chen	Leung	Baker-Patton	Win	Lose	Pos
J Chen		-10,5,13,4	8,9,9	2	0	1
H Leung	10,-5,-13,-4		6,8,12	1	1	2
A Baker-Patton	-8,-9,-9	-6,-8,-12		0	2	3

Group B

NAME	Bae	Yang	Chu	Win	Lose	Pos
W Bae		4,3,2	3,1,6	2	0	1
O Yang	-4,-3,-2		-5,-7,-4	0	2	3
M Chu	-3,-1,-6	5,7,4		1	1	2

Group T

NAME	Buddhadasa	Byun	Jost	Win	Lose	Pos
R Buddhadasa		9,8,5	6,3,9	2	0	1
N Byun	-9,-8,-5		-8,13,-6,-8	0	2	3
L Jost	-6,-3,-9	8,-13,6,8		1	1	2

Group C

NAME	Lum	Exposito	Pantos	Win	Lose	Pos
L Lum		2,5,1	8,4,1	2	0	1
M Exposito	-2,-5,-1		-8,6,10,6	1	1	2
G Pantos	-8,-4,-1	8,-6,-10,-6		0	2	3

Group U

NAME	Huang	Leung	Trimmer	Win	Lose	Pos
J Huang		5,3,5	2,3,2	2	0	1
D Leung	-5,-3,-5		7,2,-11,-10,8	1	1	2
R Trimmer	-2,-3,-2	-7,-2,11,10,-8		0	2	3

Group D

NAME	Liu	Gunawardena	Du	Win	Lose	Pos
S Liu		5,5,5	2,4,6	2	0	1
P Gunawardena	-5,-5,-5		10,-11,9,-11,-8	0	2	3
E Du	-2,-4,-6	-10,11,-9,11,8		1	1	2

Group V

NAME	Li	Chen	Godiyal	Win	Lose	Pos
C Li		Walkover	6,7,6	2	0	1
C Chen	Forfeit		Forfeit	0	2	
J Godiyal	-6,-7,-6	Walkover		1	1	2

Group E

NAME	Huang	Chan	Jiang	Win	Lose	Pos
Z Huang		5,7,7	2,4,4	2	0	1
N Chan	-5,-7,-7		-8,7,5,9	1	1	2
H Jiang	-2,-4,-4	8,-7,5,-9		0	2	3

Group W

NAME	Leung	Nguyen	Ting	Win	Lose	Pos
L Leung		1,7,-11,4	-9,6,6,6	2	0	1
L Nguyen	-1,-7,11,-4		-7,9,8,8	1	1	2
O Ting	9,-6,-6,-6	7,-9,-8,-8		0	2	3

Group F

NAME	Chen	Pham	Lamby	Win	Lose	Pos
L Chen		4,3,2	3,3,9	2	0	1
A Pham	-4,-3,-2		6,-7,12,-10,-7	0	2	3
M Lamby	-3,-3,-9	-6,7,-12,10,7		1	1	2

Group X

NAME	Rathnasinghe	Ren	Lim	Win	Lose	Pos
N Rathnasinghe		5,8,8	5,5,3	2	0	1
M Ren	-5,-8,-8		3,9,11	1	1	2
J Lim	-5,-5,-3	-3,-9,-11		0	2	3

Group G

NAME	Hideura	Bhatt	Lam	Win	Lose	Pos
A Hideura		5,6,5	1,2,3	2	0	1
S Bhatt	-5,-6,-5		4,6,-7,8	1	1	2
N Lam	-1,-2,-3	-4,-6,7,-8		0	2	3

Group Y

NAME	Green	Vinodhkumar	Sarin	Win	Lose	Pos
L Green		5,-9,9,10	2,6,10	2	0	1
T Vinodhkumar	-5,9,-9,-10		8,6,9	1	1	2
I Sarin	-2,-6,-10	-8,-6,-9		0	2	3

Group H

NAME	Piyachai	Zhao	Lai	Win	Lose	Pos
L Piyachai		-9,7,5,5	7,9,-10,5	2	0	1
I Zhao	9,-7,-5,-5		-10,10,5,6	1	1	2
S Lai	-7,-9,10,-5	10,-10,-5,-6		0	2	3

Group Z

NAME	Choi	Jiang	Xia	Win	Lose	Pos
J Choi		11,6,-10,4	2,4,4	2	0	1
P Jiang	-11,-6,10,-4		5,9,-8,-6,4	1	1	2
E Xia	-2,-4,-4	-5,-9,8,6,-4		0	2	3

Group J

NAME	Zhang	Cheong	Kelly	Win	Lose	Pos
P Zhang		7,8,2	9,8,9	2	0	1
A Cheong	-7,-8,-2		-5,-5,-10	0	2	3
C Kelly	-9,-8,-9	5,5,10		1	1	2

Group AA

NAME	Nguyen	Lin	Sarin	Win	Lose	Pos
A Nguyen		3,-9,9,2	8,5,6	2	0	1
I Lin	-3,9,-9,-2		-7,9,4,9	1	1	2
O Sarin	-8,-5,-6	7,-9,-4,-9		0	2	3

2023 National Championships

Under 15 Boys' Singles

Group K

NAME	Keerthiratne	Tang	Lee	Win	Lose	Pos
A Keerthiratne		9,-8,0,3	3,8,6	2	0	1
M Tang	-9,8,-0,-3		-3,-6,-6	0	2	3
P Lee	-3,-8,-6	3,6,6		1	1	2

Group AB

NAME	Li	Tran	Chen	Win	Lose	Pos
A Li		10,8,5	4,5,3	2	0	1
J Tran	-10,-8,-5		5,12,4	1	1	2
A Chen	-4,-5,-3	-5,-12,-4		0	2	3

Group L

NAME	So	Kim	Huang	Win	Lose	Pos
S So		4,6,3	3,3,3	2	0	1
E Kim	-4,-6,-3		-9,-12,10,6,-7	0	2	3
C Huang	-3,-3,-3	9,12,-10,-6,7		1	1	2

Group AC

NAME	Ding	An	Newman	Win	Lose	Pos
J Ding		9,6,6	8,7,10	2	0	1
F An	-9,-6,-6		-6,10,5,8	1	1	2
A Newman	-8,-7,-10	6,-10,-5,-8		0	2	3

Group M

NAME	Cham	Hoang	Cherian	Win	Lose	Pos
S Cham		7,10,8	5,6,7	2	0	1
B Hoang	-7,-10,-8		6,9,11	1	1	2
D Cherian	-5,-6,-7	-6,-9,-11		0	2	3

Group AD

NAME	Thabet	Li	Yan	Win	Lose	Pos
O Thabet		7,-9,-9,7,10	8,7,7	2	0	1
S Li	-7,9,9,-7,-10		7,12,7	1	1	2
Y Yan	-8,-7,-7	-7,-12,-7		0	2	3

Group N

NAME	Fu	Lim	Robertson	Win	Lose	Pos
R Fu		6,3,6	2,4,8	2	0	1
V Lim	-6,-3,-6		3,-3,4,9	1	1	2
C Robertson	-2,-4,-8	-3,3,-4,-9		0	2	3

Group AE

NAME	Chee	Kobayashi	Dhawan	Win	Lose	Pos
N Chee		-11,-10,-6	4,5,3	1	1	2
R Kobayashi	11,10,6		3,5,5	2	0	1
A Dhawan	-4,-5,-3	-3,-5,-5		0	2	3

Group P

NAME	Ireland	Smith	Senthilmani Venkatesh	Win	Lose	Pos
I Ireland		4,6,12	2,3,5	2	0	1
D Smith	-4,-6,-12		7,2,10	1	1	2
J Senthilmani Venkatesh	-2,-3,-5	-7,-2,-10		0	2	3

Group AF

NAME	You	Liang	Searle	Win	Lose	Pos
A You		-13,6,9,-5,-9	Walkover	1	1	2
R Liang	13,-6,-9,5,9		Walkover	2	0	1
W Searle	Forfeit	Forfeit		0	2	

Group Q

NAME	Xi	Jin	Davies	Win	Lose	Pos
Z Xi		6,7,9	5,9,4	2	0	1
O Jin	-6,-7,-9		4,10,-8,13	1	1	2
T Davies	-5,-9,-4	-4,-10,8,-13		0	2	3

Group AG

NAME	De Palo	Zheng	Wong	Win	Lose	Pos
H De Palo		6,10,7	6,2,7	2	0	1
Z Zheng	-6,-10,-7		9,6,-9,6	1	1	2
A Wong	-6,-2,-7	-9,-6,9,-6		0	2	3

Group R

NAME	Su	Wu	Cao	Win	Lose	Pos
K Su		6,2,3	6,5,-5,6	2	0	1
A Wu	-6,-2,-3		-12,-5,4,-5	0	2	3
J Cao	-6,-5,5,-6	12,5,-4,5		1	1	2

Group AH


NAME	Jarausek	O'Toole-Zhang	Flamm	Win	Lose	Pos
N Jarausek		9,-5,-5,6,-6	3,5,2	1	1	2
A O'Toole-Zhang	-9,5,5,-6,6		9,6,3	2	0	1
J Flamm	-3,-5,-2	-9,-6,-3		0	2	3

2023 National Championships

Under 15 Girls' Singles

SEEDS

- 1 V Zhang (VIC)
- 2 T Gaeta (QLD)
- 3 Y Hsu (VIC)
- 4 C Guo (NZL)
- 5 C Cheng (NSW)
- 6 D Xie (NSW)
- 7 X Mai (NSW)
- 8 K Yeung (NSW)



2023 National Championships

Under 15 Girls' Singles

Group A

NAME	Zhang	Bye	Bye	Win	Lose	Pos
V Zhang						
Bye						
Bye						

Group B

NAME	Gaeta	Chen	Zeng	Win	Lose	Pos
T Gaeta		11,-9,1,4	1,3,6	2	0	1
E Chen	-11,9,-1,-4		8,-8,-6,10,-8	0	2	3
A Zeng	-1,-3,-6	-8,8,6,-10,8		1	1	2

Group C

NAME	Hsu	Ha	Sheriff	Win	Lose	Pos
Y Hsu		8,-9,3,3	6,4,6	2	0	1
L Ha	-8,9,-3,-3		-8,10,-9,7,-8	0	2	3
N Sheriff	-6,-4,-6	8,-10,9,-7,8		1	1	2

Group D

NAME	Guo	Xu	Sun	Win	Lose	Pos
C Guo		5,-9,5,2	7,2,1	2	0	1
M Xu	-5,9,-5,-2		-5,-5,-7	0	2	3
S Sun	-7,-2,-1	5,5,7		1	1	2

Group E

NAME	Cheng	Zheng	Sivayoganathan	Win	Lose	Pos
C Cheng		6,2,8	2,1,4	2	0	1
A Zheng	-6,-2,-8		-9,9,-8,7,9	1	1	2
M Sivayoganathan	-2,-1,-4	9,-9,8,-7,-9		0	2	3

Group F

NAME	Xie	Tran	Moon	Win	Lose	Pos
D Xie		12,0,7	9,5,2	2	0	1
A Tran	-12,-0,-7		-4,9,6,8	1	1	2
C Moon	-9,-5,-2	4,-9,-6,-8		0	2	3

Group G

NAME	Mai	Sundaresan	Wang	Win	Lose	Pos
X Mai		-6,4,7,4	-7,5,7,9	2	0	1
S Sundaresan	6,-4,-7,-4		-7,4,6,12	1	1	2
J Wang	7,-5,-7,-9	7,-4,-6,-12		0	2	3

Group H

NAME	Yeung	Padamadan	Hariprasad	Win	Lose	Pos
K Yeung		7,7,2	6,7,10	2	0	1
A Padamadan	-7,-7,-2		8,-6,6,5	1	1	2
S Hariprasad	-6,-7,-10	-8,6,-6,-5		0	2	3

Group I

NAME	Wu	Hao	Ira	Win	Lose	Pos
J Wu		6,7,10	5,5,5	2	0	1
M Hao	-6,-7,-10		5,9,12	1	1	2
P Ira	-5,-5,-5	-5,-9,-12		0	2	3

Group K

NAME	Zhang	Jang	Wu	Win	Lose	Pos
L Zhang		-5,7,-9,6,7	5,9,2	2	0	1
A Jang	5,-7,9,-6,-7		7,8,8	1	1	2
E Wu	-5,-9,-2	-7,-8,-8		0	2	3

Group L

NAME	Madaan	Lee	Wu	Win	Lose	Pos
K Madaan		10,-7,7,-8,5	4,10,7	2	0	1
S Lee	-10,7,-7,8,-5		11,4,-8,-9,-9	0	2	3
J Wu	-4,-10,-7	-11,-4,8,9,9		1	1	2

Group M

NAME	Ho	Cai	Hewamadduma	Win	Lose	Pos
E Ho		-9,7,3,6	4,3,5	2	0	1
Y Cai	9,-7,-3,-6		4,5,7	1	1	2
S Hewamadduma	-4,-3,-5	-4,-5,-7		0	2	3

Group N

NAME	Yu	Li	Chen	Win	Lose	Pos
E Yu		9,8,6	5,9,-9,11	2	0	1
H Li	-9,-8,-6		9,10,6	1	1	2
E Chen	-5,-9,9,-11	-9,-10,-6		0	2	3

Group P

NAME	Mirzadeh	Ho	Chen	Win	Lose	Pos
S Mirzadeh		4,6,8	1,2,5	2	0	1
F Ho	-4,-6,-8		8,17,8	1	1	2
D Chen	-1,-2,-5	-8,-17,-8		0	2	3

Group Q

NAME	Zhang	Wu	Daquinag	Win	Lose	Pos
S Zhang		-7,7,-4,9,-7	3,5,10	1	1	2
A Wu	7,-7,4,-9,7		6,7,8	2	0	1
M Daquinag	-3,-5,-10	-6,-7,-8		0	2	3

Group R

NAME	Zhang	Li	Tran	Win	Lose	Pos
Z Zhang		2,10,5	2,5,5	2	0	1
R Li	-2,-10,-5		5,3,5	1	1	2
C Tran	-2,-5,-5	-5,-3,-5		0	2	3

Group S

NAME	Zhou	Ira	Zhang	Win	Lose	Pos
S Zhou		11,9,-7,6	4,4,6	2	0	1
S Ira	-11,-9,7,-6		2,7,4	1	1	2
I Zhang	-4,-4,-6	-2,-7,-4		0	2	3

Group T

NAME	Wu	Li	Zeng	Win	Lose	Pos
C Wu		7,7,4	7,3,5	2	0	1
Y Li	-7,-7,-4		8,3,5	1	1	2
A Zeng	-7,-3,-5	-8,-3,-5		0	2	3

Group U

NAME	Kim	Huang	Shih	Win	Lose	Pos
H Kim		10,-9,-12,-3	0,2,7	1	1	2
C Huang	-10,9,12,3		4,3,3	2	0	1
M Shih	-0,-2,-7	-4,-3,-3		0	2	3


2023 National Championships

Under 15 Boys' Doubles

SEEDS

- 1 A Sareen (VIC)/W Bae (NSW)
- 2 L Lum (VIC)/S Liu (NSW)
- 3 Z Huang (VIC)/L Chen (SA)
- 4 A Hideura/L Leung (NSW)
- 5 L Piyachai/A Li (NSW)
- 6 R Fu/Z Xi (NSW)
- 7 A Keerthiratne/L Green (QLD)
- 8 S So/H De Palo (SA)


TOP HALF



2023 National Championships

Under 15 Boys' Doubles

BOTTOM HALF




2023 National Championships

Under 15 Girls' Doubles

SEEDS

- 1 V Zhang (VIC)/D Xie (NSW)
- 2 T Gaeta (QLD)/J Wu (WA)
- 3 C Cheng/K Yeung (NSW)
- 4 C Guo (NZL)/Y Hsu (VIC)
- 5 X Mai (NSW)/H Kim (QLD)
- 6 E Ho (VIC)/Z Zhang (NSW)
- 7 C Huang/L Zhang (NSW)
- 8 K Madaan (VIC)/A Padamadan (SA)



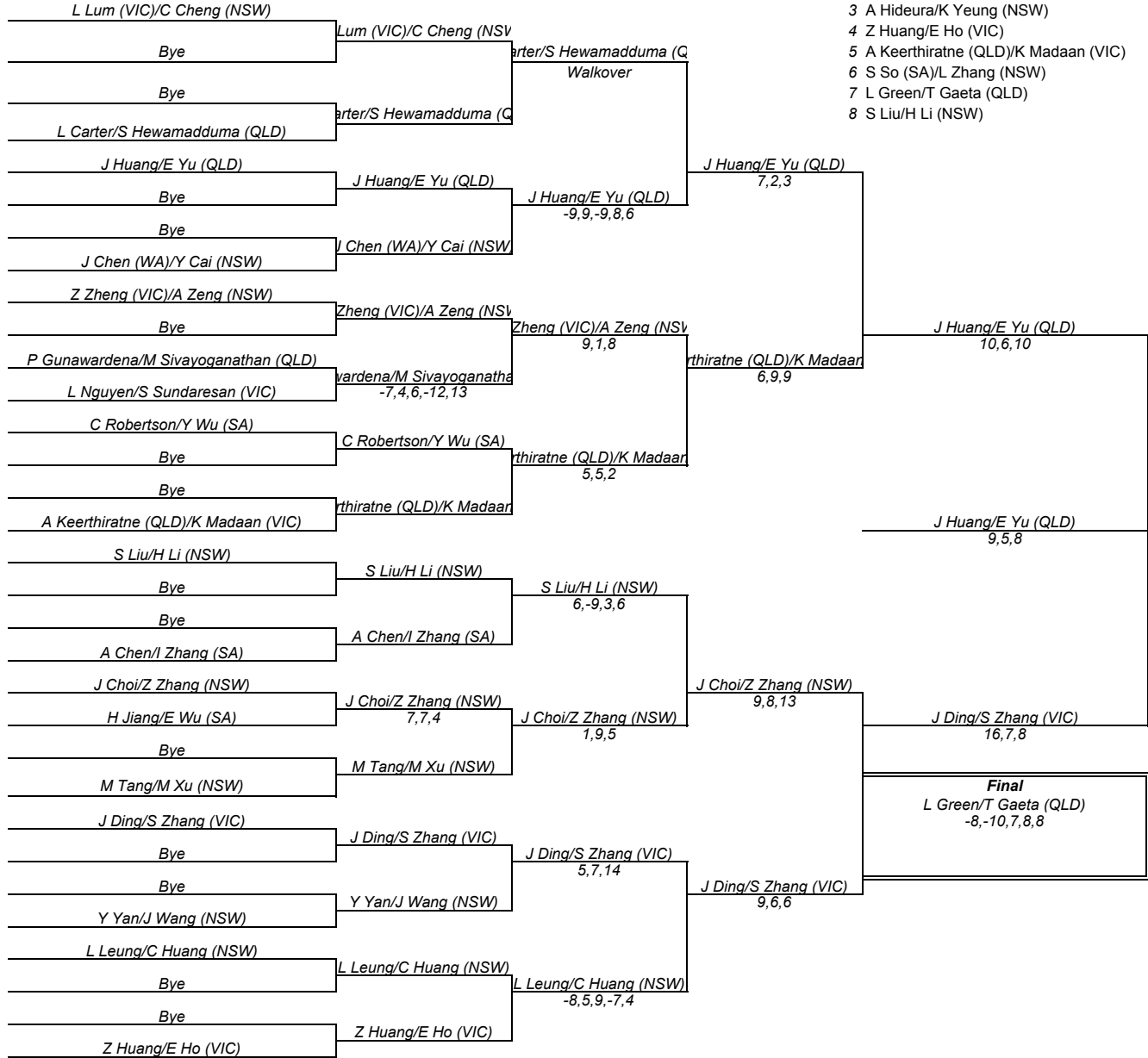
2023 National Championships

Under 15 Mixed Doubles

SEEDS

- 1 L Lum (VIC)/C Cheng (NSW)
- 2 L Chen (SA)/J Wu (WA)
- 3 A Hideura/K Yeung (NSW)
- 4 Z Huang/E Ho (VIC)
- 5 A Keerthiratne (QLD)/K Madaan (VIC)
- 6 S So (SA)/L Zhang (NSW)
- 7 L Green/T Gaeta (QLD)
- 8 S Liu/H Li (NSW)


TOP HALF



2023 National Championships

Under 15 Mixed Doubles

BOTTOM HALF




2023 National Championships

Under 13 Boys' Singles

SEEDS

- 1 S So (SA)
- 2 L Piyachai (NSW)
- 3 L Fan (SA)
- 4 H De Palo (SA)
- 5 A Li (NSW)
- 6 J Ding (VIC)
- 7 A You (VIC)
- 8 A Nguyen (VIC)



2023 National Championships

Under 13 Boys' Singles

Group A

NAME	So	Lin	Viswanath	Win	Lose	Pos
S So		1,6,7	2,2,5	2	0	1
X Lin	-1,-6,-7		8,8,-4,5	1	1	2
A Viswanath	-2,-2,-5	-8,-8,4,-5		0	2	3

Group B

NAME	Piyachai	Cao	Kuang	Win	Lose	Pos
L Piyachai		4,9,5	5,2,2	2	0	1
I Cao	-4,-9,-5		4,6,9	1	1	2
S Kuang	-5,-2,-2	-4,-6,-9		0	2	3

Group C

NAME	Fan	Yan	Xue	Win	Lose	Pos
L Fan		3,2,6	2,5,3	2	0	1
Y Yan	-3,-2,-6		-9,-5,-7	0	2	3
N Xue	-2,-5,-3	9,5,7		1	1	2

Group D

NAME	De Palo	Searle	Nagpal	Win	Lose	Pos
H De Palo		2,10,3	7,3,4	2	0	1
W Searle	-2,-10,-3		-9,3,5,9	1	1	2
A Nagpal	-7,-3,-4	9,-3,-5,-9		0	2	3

Group E

NAME	Li	Lim	Dhakal	Win	Lose	Pos
A Li		4,5,5	4,6,5	2	0	1
J Lim	-4,-5,-5		6,7,5	1	1	2
S Dhakal	-4,-6,-5	-6,-7,-5		0	2	3

Group F

NAME	Ding	Chen	Dhawan	Win	Lose	Pos
J Ding		3,8,4	1,4,8	2	0	1
A Chen	-3,-8,-4		4,5,3	1	1	2
A Dhawan	-1,-4,-8	-4,-5,-3		0	2	3

Group G

NAME	You	Godiyal	Chung	Win	Lose	Pos
A You		8,8,10	6,6,1	2	0	1
J Godiyal	-8,-8,-10		5,-5,4,4	1	1	2
O Chung	-6,-6,-1	-5,5,-4,-4		0	2	3

Group H

NAME	Nguyen	Liu	Chan	Win	Lose	Pos
A Nguyen		5,1,2	4,4,7	2	0	1
A Liu	-5,-1,-2		-6,-7,-0	0	2	3
J Chan	-4,-4,-7	6,7,0		1	1	2

Group I

NAME	Su	Ng	Wang	Win	Lose	Pos
K Su		4,5,7	2,4,3	2	0	1
K Ng	-4,-5,-7		8,7,10	1	1	2
J Wang	-2,-4,-3	-8,-7,-10		0	2	3

Group Q

NAME	Chan	Lee	Chantarat	Win	Lose	Pos
N Chan		8,7,6	2,3,5	2	0	1
P Lee	-8,-7,-6		2,3,6	1	1	2
A Chantarat	-2,-3,-5	-2,-3,-6		0	2	3

Group R

NAME	Burnet	Bao	Huang	Win	Lose	Pos
A Burnet		11,8,5	1,1,3	2	0	1
L Bao	-11,-8,-5		5,6,8	1	1	2
A Huang	-1,-1,-3	-5,-6,-8		0	2	3

Group S

NAME	Huang	Mak	Lau	Win	Lose	Pos
J Huang		3,6,3	5,4,4	2	0	1
C Mak	-3,-6,-3		6,3,3	1	1	2
A Lau	-5,-4,-4	-6,-3,-3		0	2	3

Group T

NAME	Ireland	Kelly	Wu	Win	Lose	Pos
I Ireland		5,7,3	3,4,6	2	0	1
C Kelly	-5,-7,-3		7,10,7	1	1	2
A Wu	-3,-4,-6	-7,-10,-7		0	2	3

Group U

NAME	Vinodhkumar	Prasad	Flamm	Win	Lose	Pos
T Vinodhkumar		8,8,9	5,3,5	2	0	1
P Prasad	-8,-8,-9		4,5,3	1	1	2
J Flamm	-5,-3,-5	-4,-5,-3		0	2	3

Group V

NAME	Lin	Bu	Ni	Win	Lose	Pos
Z Lin		4,5,6	1,7,9	2	0	1
J Bu	-4,-5,-6		-2,-3,17,6,9	1	1	2
Z Ni	-1,-7,-9	2,3,-17,-6,-9		0	2	3

Group W

NAME	Deng	Lam	Shen	Win	Lose	Pos
J Deng		9,5,8	2,5,2	2	0	1
N Lam	-9,-5,-8		8,8,7	1	1	2
A Shen	-2,-5,-2	-8,-8,-7		0	2	3

Group X

NAME	Jin	Xia	Sarin	Win	Lose	Pos
O Jin		8,6,5	2,2,8	2	0	1
O Xia	-8,-6,-5		11,14,7	1	1	2
A Sarin	-2,-2,-8	-11,-14,-7		0	2	3

Group Y

NAME	Song	Pan	Hewamadduma	Win	Lose	Pos
A Song		5,6,4	-16,2,8,9	2	0	1
O Pan	-5,-6,-4		8,4,-7,4	1	1	2
J Hewamadduma	16,-2,-8,-9	-8,-4,7,-4		0	2	3

2023 National Championships

Under 13 Boys' Singles

Group K

NAME	Vinodhkumar	Sarin	Yoo	Win	Lose	Pos
S Vinodhkumar		-9,8,4,8	5,3,7	2	0	1
I Sarin	9,-8,-4,-8		4,10,-11,9	1	1	2
J Yoo	-5,-3,-7	-4,-10,11,-9		0	2	3

Group Z

NAME	Zhang	Moon	Jiang	Win	Lose	Pos
B Zhang		11,10,5	5,2,1	2	0	1
R Moon	-11,-10,-5		4,3,6	1	1	2
J Jiang	-5,-2,-1	-4,-3,-6		0	2	3

Group L

NAME	Thabet	Li	Yan	Win	Lose	Pos
O Thabet		8,4,6	7,7,6	2	0	1
F Li	-8,-4,-6		10,8,-9,10	1	1	2
P Yan	-7,-7,-6	-10,-8,9,-10		0	2	3

Group AA

NAME	Tang	Yang	Chung	Win	Lose	Pos
M Tang		-9,-10,-11	-6,8,5,7	1	1	2
O Yang	9,10,11		6,5,8	2	0	1
D Chung	6,-8,-5,-7	-6,-5,-8		0	2	3

Group M

NAME	Lin	Ram	Kumaranathunga	Win	Lose	Pos
I Lin		7,3,8	0,4,9	2	0	1
V Ram	-7,-3,-8		-5,8,9,7	1	1	2
D Kumaranathunga	-0,-4,-9	5,-8,-9,-7		0	2	3

Group AB

NAME	Pham	Cao	Liu	Win	Lose	Pos
A Pham		-9,-4,-9	9,8,9	1	1	2
J Cao	9,4,9		6,6,5	2	0	1
S Liu	-9,-8,-9	-6,-6,-5		0	2	3

Group N

NAME	Leung	Jin	Bu	Win	Lose	Pos
H Leung		4,5,7	2,4,3	2	0	1
L Jin	-4,-5,-7		10,13,-12,7	1	1	2
W Bu	-2,-4,-3	-10,-13,12,-7		0	2	3

Group AC

NAME	Zhang	Singh	Hu	Win	Lose	Pos
O Zhang		-9,-8,-8	1,6,6	1	1	2
S Singh	9,8,8		9,3,5	2	0	1
Z Hu	-1,-6,-6	-9,-3,-5		0	2	3

Group P

NAME	Tesler	Lamby	Barman	Win	Lose	Pos
B Tesler		7,8,9	8,3,8	2	0	1
M Lamby	-7,-8,-9		9,8,8	1	1	2
R Barman	-8,-3,-8	-9,-8,-8		0	2	3

Group AD

NAME	Cheong	Carter	Wu	Win	Lose	Pos
A Cheong		-7,-9,-8	4,6,4	1	1	2
L Carter	7,9,8		4,5,4	2	0	1
J Wu	-4,-6,-4	-4,-5,-4		0	2	3


Last Updated: July 14, 2023 4:27 PM

2023 National Championships

Under 13 Girls' Singles

SEEDS

- 1 Q Xia (VIC)
- 2 S Zhang (VIC)
- 3 E Yu (QLD)
- 4 D Xie (NSW)
- 5 S Zhou (NSW)
- 6 K Madaan (VIC)
- 7 E Ho (VIC)
- 8 S Mirzadeh (NSW)



2023 National Championships

Under 13 Girls' Singles

Group A

NAME	Xia	Sivayoganathan	Sun	Win	Lose	Pos
Q Xia		7,4,7	1,4,3	2	0	1
M Sivayoganathan	-7,-4,-7		-17,-8,3,8,-5	0	2	3
A Sun	-1,-4,-3	17,8,-3,-8,5		1	1	2

Group L

NAME	Wu	Lampitsi	Hariprasad	Win	Lose	Pos
C Wu		6,4,5	9,4,2	2	0	1
R Lampitsi	-6,-4,-5		-3,-10,-8	0	2	3
S Hariprasad	-9,-4,-2	3,10,8		1	1	2

Group B

NAME	Zhang	Wu	Zhang	Win	Lose	Pos
S Zhang		-9,-8,-7	3,10,3	1	1	2
J Wu	9,8,7		6,9,6	2	0	1
I Zhang	-3,-10,-3	-6,-9,-6		0	2	3

Group M

NAME	Wu	Sheriff	Yong	Win	Lose	Pos
A Wu		7,1,6	4,4,6	2	0	1
N Sheriff	-7,-1,-6		5,4,3	1	1	2
X Yong	-4,-4,-6	-5,-4,-3		0	2	3

Group C

NAME	Yu	Li	Zeng	Win	Lose	Pos
E Yu		9,6,-10,7	3,2,6	2	0	1
A Li	-9,-6,10,-7		3,3,0	1	1	2
A Zeng	-3,-2,-6	-3,-3,-0		0	2	3

Group N

NAME	Li	Li	Lu	Win	Lose	Pos
R Li		-9,9,8,8	1,5,2	2	0	1
J Li	9,-9,-8,-8		4,9,-9,11	1	1	2
L Lu	-1,-5,-2	-4,-9,9,-11		0	2	3

Group D

NAME	Xie	Ira	Wu	Win	Lose	Pos
D Xie		Walkover	6,2,5	2	0	1
P Ira	Forfeit		Forfeit	0	2	
Y Wu	-6,-2,-5	Walkover		1	1	2

Group P

NAME	Sun	Tran	Palod	Win	Lose	Pos
S Sun		-7,7,2,9	3,11,3	2	0	1
A Tran	7,-7,-2,-9		6,1,9	1	1	2
S Palod	-3,-11,-3	-6,-1,-9		0	2	3

Group E

NAME	Zhou	Lin	Wu	Win	Lose	Pos
S Zhou		4,4,2	7,8,-9,1	2	0	1
O Lin	-4,-4,-2		12,-7,8,-8,-8	0	2	3
E Wu	-7,-8,9,-1	-12,7,-8,8,8		1	1	2

Group Q

NAME	Xu	Balram	Zheng	Win	Lose	Pos
M Xu		5,-11,-7,-5	6,9,11	1	1	1
N Balram	-5,11,7,5		-9,-9,-6	1	1	3
A Zheng	-6,-9,-11	9,9,6		1	1	2

Group F

NAME	Madaan	Zhu	Shih	Win	Lose	Pos
K Madaan		4,8,5	6,7,6	2	0	1
L Zhu	-4,-8,-5		4,-8,5,4	1	1	2
M Shih	-6,-7,-6	-4,8,-5,-4		0	2	3

Group R

NAME	Padamadan	Chen	Ho	Win	Lose	Pos
A Padamadan		-9,7,7,8	5,10,7	2	0	1
Z Chen	9,-7,-7,-8		8,9,8	1	1	2
J Ho	-5,-10,-7	-8,-9,-8		0	2	3

Group G

NAME	Ho	Wang	Achar	Win	Lose	Pos
E Ho		6,8,9	2,3,4	2	0	1
J Wang	-6,-8,-9		1,3,2	1	1	2
A Achar	-2,-3,-4	-1,-3,-2		0	2	3

Group S

NAME	Hao	Zhao	Palod	Win	Lose	Pos
M Hao		6,11,8	7,0,3	2	0	1
C Zhao	-6,-11,-8		2,2,7	1	1	2
M Palod	-7,-0,-3	-2,-2,-7		0	2	3

Group H

NAME	Mirzadeh	Lyu	Wong	Win	Lose	Pos
S Mirzadeh		8,-9,-4,5,-8	3,3,5	1	1	2
M Lyu	-8,9,4,-5,8		6,3,2	2	0	1
C Wong	-3,-3,-5	-6,-3,-2		0	2	3

Group T

NAME	Zheng	Cai	Yuan	Win	Lose	Pos
A Zheng		-4,-6,-4	6,8,3	1	1	2
Y Cai	4,6,4		5,8,4	2	0	1
A Yuan	-6,-8,-3	-5,-8,-4		0	2	3

Group J

NAME	Zhang	Tran	Daquinag	Win	Lose	Pos
L Zhang		11,6,5	3,5,8	2	0	1
L Tran	-11,-6,-5		4,5,-7,-9,11	1	1	2
M Daquinag	-3,-5,-8	-4,-5,7,9,-11		0	2	3

Group U

NAME	Jang	Dou	Karnani	Win	Lose	Pos
A Jang		4,9,2	4,6,4	2	0	1
J Dou	-4,-9,-2		1,8,1	1	1	2
S Karnani	-4,-6,-4	-1,-8,-1		0	2	3

Group K

NAME	Zhang	Keating	Tatikonda	Win	Lose	Pos
Z Zhang		4,2,9	3,7,6	2	0	1
S Keating	-4,-2,-9		8,5,6	1	1	2
D Tatikonda	-3,-7,-6	-8,-5,-6		0	2	3

2023 National Championships

Under 13 Boys' Doubles

SEEDS

- 1 S So/L Fan (SA)
- 2 L Piyachai/A Li (NSW)
- 3 J Ding (VIC)/H De Palo (SA)
- 4 O Thabet/A You (VIC)
- 5 A Nguyen/T Vinodhkumar (VIC)
- 6 K Su/A Song (VIC)
- 7 S Vinodhkumar/S Singh (VIC)
- 8 J Huang/O Jin (QLD)



2023 National Championships

Under 13 Girls' Doubles

SEEDS

- 1 Q Xia/K Madaan (VIC)
- 2 L Zhang (NSW)/E Yu (QLD)
- 3 D Xie/A Wu (NSW)
- 4 C Wu (WA)/S Zhou (NSW)
- 5 E Ho (VIC)/Z Zhang (NSW)
- 6 S Zhang/C Zhao (VIC)
- 7 S Mirzadeh/J Dou (NSW)
- 8 R Li (NT)/A Padamadan (SA)




2023 National Championships

Under 13 Mixed Doubles

SEEDS

- 1 L Piyachai/D Xie (NSW)
- 2 J Ding/S Zhang (VIC)
- 3 A Nguyen/Q Xia (VIC)
- 4 S So (SA)/L Zhang (NSW)
- 5 A Li (NSW)/C Wu (WA)
- 6 K Su/E Ho (VIC)
- 7 O Thabet/K Madaan (VIC)
- 8 H De Palo/A Padamadan (SA)


TOP HALF



2023 National Championships

Under 13 Mixed Doubles

BOTTOM HALF




2023 National Championships

Under 11 Boys' Singles

SEEDS

- 1 L Fan (SA)
- 2 B Tesler (VIC)
- 3 J Deng (VIC)
- 4 S Vinodhkumar (VIC)
- 5 O Zhang (NSW)
- 6 L Keating (QLD)
- 7 W Chan (NSW)
- 8 Z Lin (QLD)



2023 National Championships

Under 11 Boys' Singles

Group A

NAME	Fan	Bye	Bye	Win	Lose	Pos
L Fan						
Bye						
Bye						

Group L

NAME	Pan	Zhao	Shen	Win	Lose	Pos
O Pan		7,-6,-10,-12	6,2,6	1	1	2
C Zhao	-7,6,10,12		6,7,3	2	0	1
A Shen	-6,-2,-6	-6,-7,-3		0	2	3

Group B

NAME	Tesler	Wu	Bhat	Win	Lose	Pos
B Tesler		4,4,3	2,4,3	2	0	1
A Wu	-4,-4,-3		2,9,4	1	1	2
A Bhat	-2,-4,-3	-2,-9,-4		0	2	3

Group M

NAME	Prasad	Shi	Liu	Win	Lose	Pos
P Prasad		9,4,7	7,5,4	2	0	1
R Shi	-9,-4,-7		2,5,7	1	1	2
A Liu	-7,-5,-4	-2,-5,-7		0	2	3

Group C

NAME	Deng	Nagpal	Bu	Win	Lose	Pos
J Deng		7,4,3	10,-9,4,8	2	0	1
A Nagpal	-7,-4,-3		-12,-1,9,-4	0	2	3
W Bu	-10,9,-4,-8	12,1,-9,4		1	1	2

Group N

NAME	Li	Hewamadduma	Chin	Win	Lose	Pos
F Li		8,-10,9,-6,10	7,11,5	2	0	1
J Hewamadduma	-8,10,-9,6,-10		4,2,3	1	1	2
A Chin	-7,-11,-5	-4,-2,-3		0	2	3

Group D

NAME	Vinodhkumar	Barman	Yan	Win	Lose	Pos
S Vinodhkumar		4,4,7	9,-6,3,8	2	0	1
R Barman	-4,-4,-7		7,-5,-8,8,-6	0	2	3
P Yan	-9,6,-3,-8	-7,5,8,-8,6		1	1	2

Group P

NAME	Bao	Chan	Sethi	Win	Lose	Pos
L Bao		-7,6,6,11	2,5,1	2	0	1
J Chan	7,-6,-6,-11		1,4,5	1	1	2
M Sethi	-2,-5,-1	-1,-4,-5		0	2	3

Group E

NAME	Zhang	Yoo	Chung	Win	Lose	Pos
O Zhang		6,4,3	10,5,3	2	0	1
J Yoo	-6,-4,-3		8,11,4	1	1	2
O Chung	-10,-5,-3	-8,-11,-4		0	2	3

Group Q

NAME	Mak	Wu	Jiang	Win	Lose	Pos
C Mak		-10,-8,9,6,10	9,6,-9,7	2	0	1
J Wu	10,8,-9,-6,-10		8,8,-10,4	1	1	2
J Jiang	-9,-6,9,-7	-8,-8,10,-4		0	2	3

Group F

NAME	Keating	Truong	Bhat	Win	Lose	Pos
L Keating		3,2,10	5,2,7	2	0	1
A Truong	-3,-2,-10		9,11,7	1	1	2
A Bhat	-5,-2,-7	-9,-11,-7		0	2	3

Group R

NAME	Ni	Kumaranathunga	Chin	Win	Lose	Pos
Z Ni		11,-9,-9,6,-6	3,1,8	1	1	2
D Kumaranathunga	-11,9,9,-6,6		4,1,0	2	0	1
D Chin	-3,-1,-8	-4,-1,-0		0	2	3

Group G

NAME	Chan	Liu	Dhakal	Win	Lose	Pos
W Chan		6,5,4	2,4,3	2	0	1
S Liu	-6,-5,-4		7,9,11	1	1	2
S Dhakal	-2,-4,-3	-7,-9,-11		0	2	3

Group S

NAME	Jin	Yan	Chantararat	Win	Lose	Pos
L Jin		8,6,8	8,6,6	2	0	1
D Yan	-8,-6,-8		5,5,4	1	1	2
A Chantararat	-8,-6,-6	-5,-5,-4		0	2	3

Group H

NAME	Lin	Xu	Huang	Win	Lose	Pos
Z Lin		1,5,3	3,3,5	2	0	1
J Xu	-1,-5,-3		12,12,19	1	1	2
A Huang	-3,-3,-5	-12,-12,-19		0	2	3

Group T

NAME	Shi	Cao	Bahba	Win	Lose	Pos
E Shi		8,-9,7,9	3,3,2	2	0	1
I Cao	-8,9,-7,-9		3,4,1	1	1	2
A Bahba	-3,-3,-2	-3,-4,-1		0	2	3

Group J

NAME	Zhang	Au	Chung	Win	Lose	Pos
B Zhang		9,13,7	4,5,4	2	0	1
M Au	-9,-13,-7		4,4,8	1	1	2
D Chung	-4,-5,-4	-4,-4,-8		0	2	3

Group U

NAME	Ram	Newman	Elyathamby	Win	Lose	Pos
V Ram		4,5,-9,2	Walkover	2	0	1
M Newman	-4,-5,9,-2		Walkover	1	1	2
A Elyathamby	Forfeit	Forfeit		0	2	

Group K

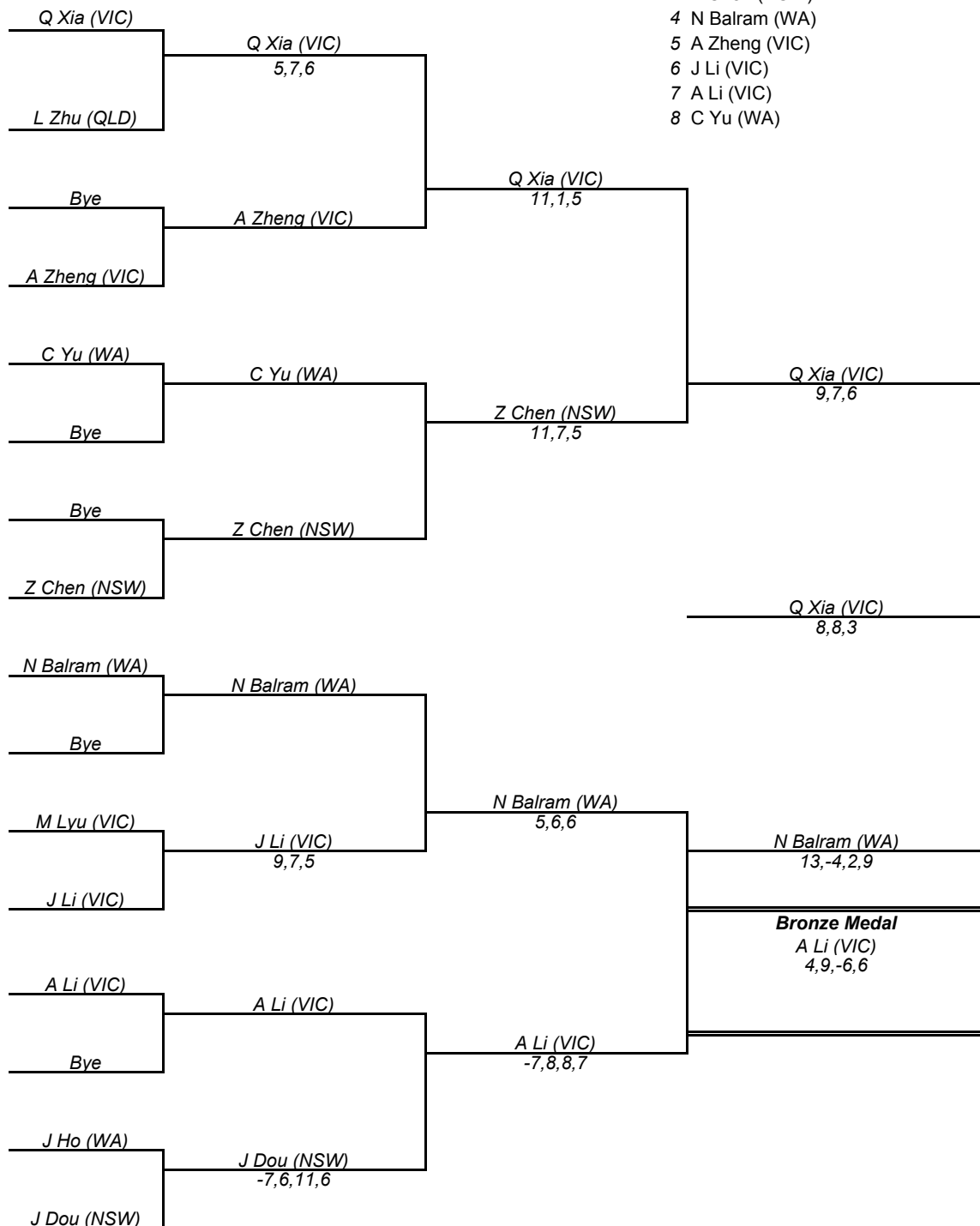
NAME	Singh	Li	Baghla	Win	Lose	Pos
S Singh		6,5,4	6,8,7	2	0	1
Y Li	-6,-5,-4		3,8,9	1	1	2
S Baghla	-6,-8,-7	-3,-8,-9		0	2	3

2023 National Championships

Under 11 Girls' Singles

SEEDS

- 1 Q Xia (VIC)
- 2 J Dou (NSW)
- 3 Z Chen (NSW)
- 4 N Balram (WA)
- 5 A Zheng (VIC)
- 6 J Li (VIC)
- 7 A Li (VIC)
- 8 C Yu (WA)



2023 National Championships

Under 11 Girls' Singles

Group A

NAME	Xia	Bye	Bye	Win	Lose	Pos
Q Xia						
Bye						
Bye						

Group G

NAME	Li	Yuan	Sun	Win	Lose	Pos
A Li		8,8,-7,-4,9	4,2,2	2	0	1
A Yuan	-8,-8,7,4,-9		7,2,9	1	1	2
A Sun	-4,-2,-2	-7,-2,-9		0	2	3

Group B

NAME	Dou	Bye	Bye	Win	Lose	Pos
J Dou						
Bye						
Bye						

Group H

NAME	Yu	Fung	Li	Win	Lose	Pos
C Yu		4,8,2	1,1,3	2	0	1
L Fung	-4,-8,-2		6,5,2	1	1	2
E Li	-1,-1,-3	-6,-5,-2		0	2	3

Group C

NAME	Chen	Tran	Lu	Win	Lose	Pos
Z Chen		7,10,6	2,9,6	2	0	1
L Tran	-7,-10,-6		3,1,2	1	1	2
L Lu	-2,-9,-6	-3,-1,-2		0	2	3

Group J

NAME	Lyu	Li	Palod	Win	Lose	Pos
M Lyu		3,-6,3,1	4,9,2	2	0	1
A Li	-3,6,-3,-1		-11,-8,5,-7	0	2	3
S Palod	-4,-9,-2	11,8,-5,7		1	1	2

Group D

NAME	Balram	Karnani	Hao	Win	Lose	Pos
N Balram		10,-5,6,7	6,3,9	2	0	1
S Karnani	-10,5,-6,-7		4,5,5	1	1	2
C Hao	-6,-3,-9	-4,-5,-5		0	2	3

Group K

NAME	Ho	Tatikonda	An	Win	Lose	Pos
J Ho		4,7,9	3,2,4	2	0	1
D Tatikonda	-4,-7,-9		5,3,0	1	1	2
Y An	-3,-2,-4	-5,-3,-0		0	2	3

Group E

NAME	Zheng	Wu	Bai	Win	Lose	Pos
A Zheng		9,9,-7,7	7,6,2	2	0	1
Y Wu	-9,-9,7,-7		6,6,7	1	1	2
E Bai	-7,-6,-2	-6,-6,-7		0	2	3

Group L

NAME	Zhu	Yong	Tan	Win	Lose	Pos
L Zhu		-5,4,4,11	3,3,2	2	0	1
X Yong	5,-4,-4,-11		2,6,2	1	1	2
Q Tan	-3,-3,-2	-2,-6,-2		0	2	3

Group F


NAME	Li	Liu	Achar	Win	Lose	Pos
J Li		10,-5,6,7	1,2,2	2	0	1
J Liu	-10,5,-6,-7		7,8,2	1	1	2
A Achar	-1,-2,-2	-7,-8,-2		0	2	3

2023 National Championships

Under 11 Boys' Doubles

SEEDS

- 1 L Fan (SA)/J Deng (VIC)
- 2 B Tesler (VIC)/O Zhang (NSW)
- 3 B Zhang/P Prasad (QLD)
- 4 W Chan/L Bao (NSW)
- 5 O Pan/F Li (NSW)
- 6 L Keating/I Cao (QLD)
- 7 C Mak/L Jin (VIC)
- 8 Z Ni/J Wu (NSW)

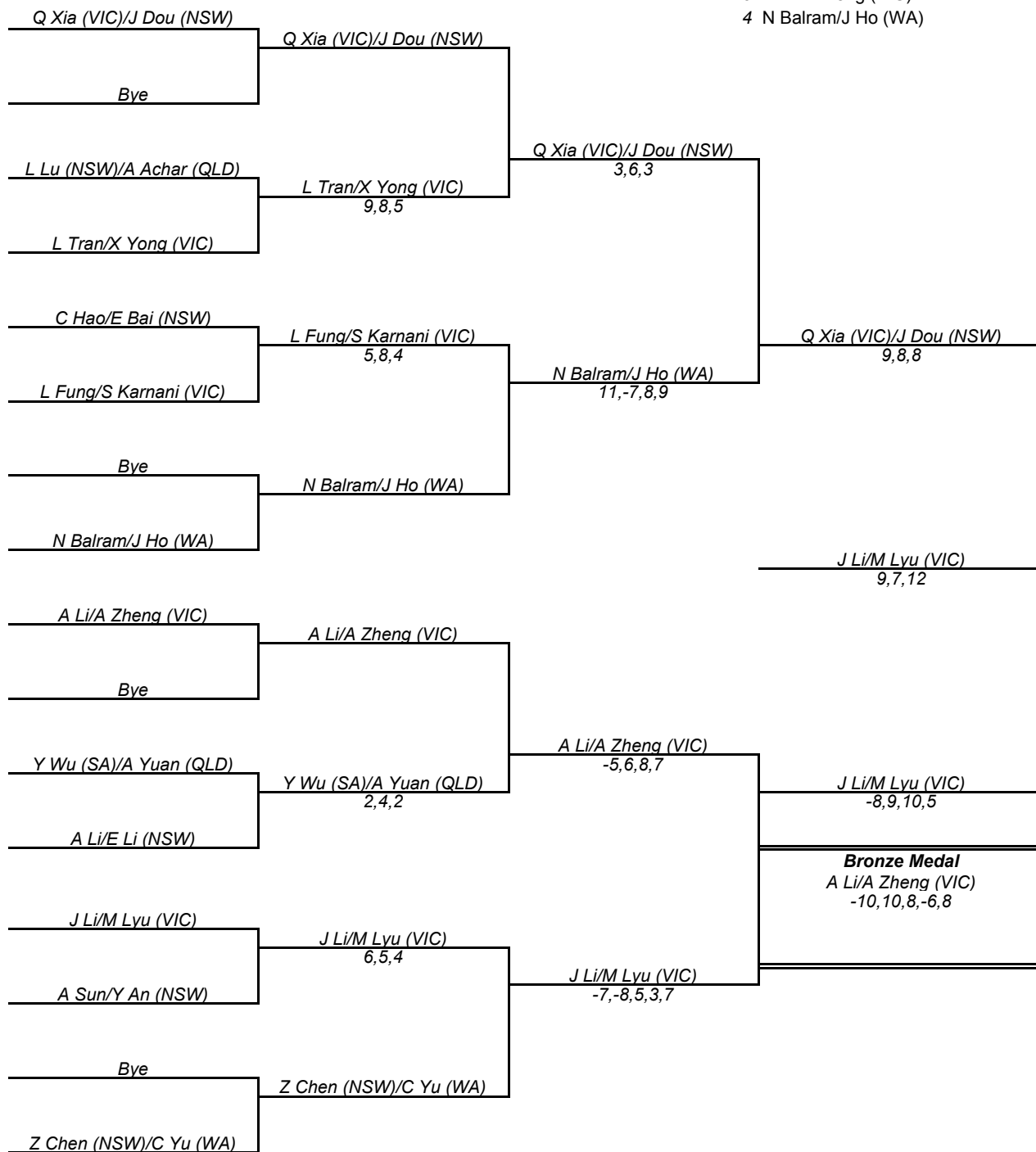


2023 National Championships

Under 11 Girls' Doubles

SEEDS

- 1 Q Xia (VIC)/J Dou (NSW)
- 2 Z Chen (NSW)/C Yu (WA)
- 3 A Li/A Zheng (VIC)
- 4 N Balram/J Ho (WA)




2023 National Championships

Under 11 Mixed Doubles

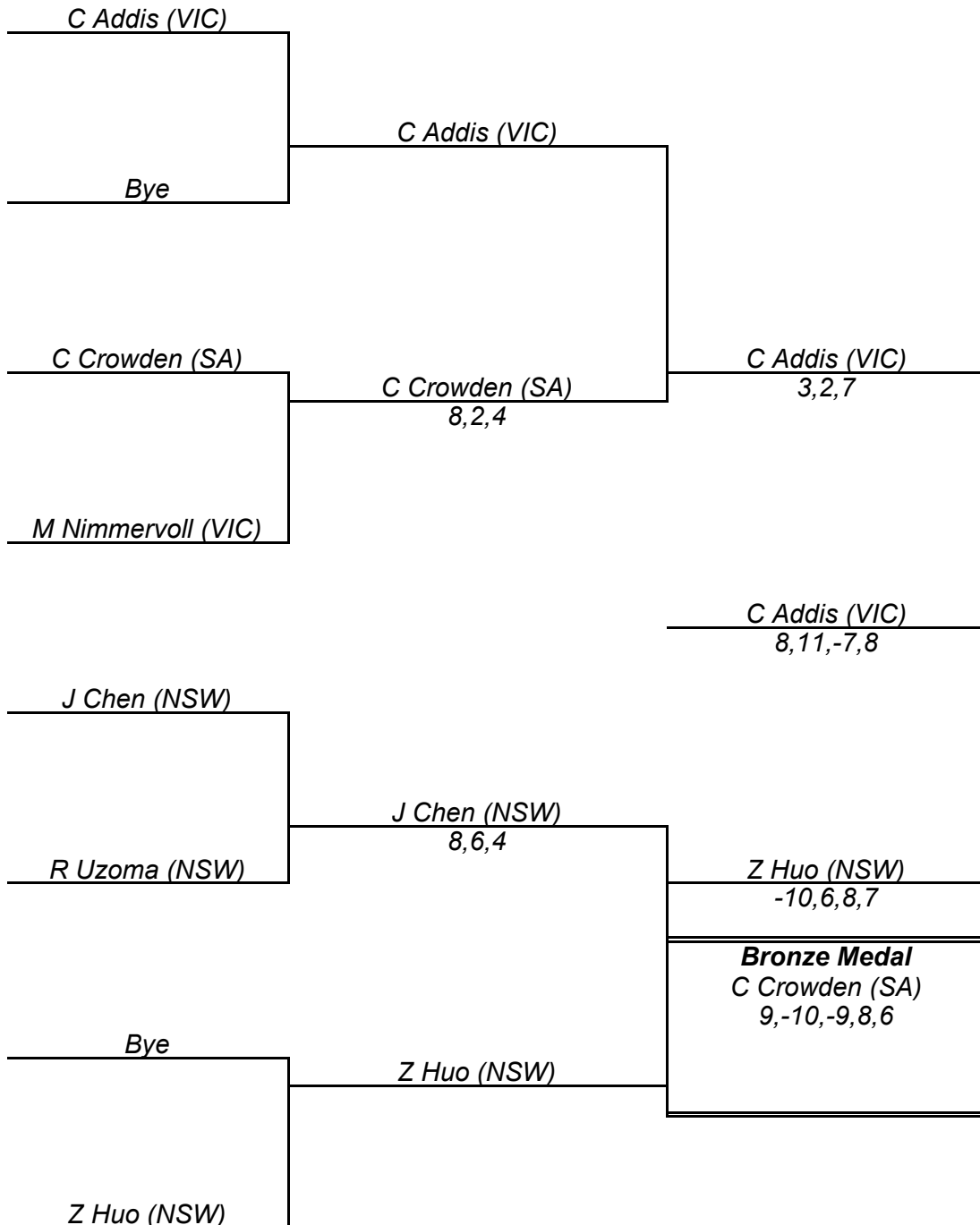
SEEDS

- 1 L Fan (SA)/Q Xia (VIC)
- 2 B Tesler (VIC)/J Dou (NSW)
- 3 J Deng/A Zheng (VIC)
- 4 W Chan/Z Chen (NSW)
- 5 B Zhang/L Zhu (QLD)
- 6 C Mak/J Li (VIC)
- 7 S Dhakal/N Balram (WA)
- 8 S Vinodhkumar/X Yong (VIC)



2023 National Championships

Open Class 1-5 Men's Wheelchair Singles



2023 National Championships

Open Class 1-5 Men's Wheelchair Singles
--

Group A

NAME	Addis	Uzoma	Pizzey Stratford		Win	Lose	Pos
C Addis		2,7,8	2,1,5		2	0	1
R Uzoma	-2,-7,-8		5,3,8		1	1	2
O Pizzey Stratford	-2,-1,-5	-5,-3,-8			0	2	3

Group B

NAME	Huo	Engles	Nimmervoll		Win	Lose	Pos
Z Huo		3,5,5	4,14,6		2	0	1
R Engles	-3,-5,-5		12,-1,-7,-2		0	2	3
M Nimmervoll	-4,-14,-6	-12,1,7,2			1	1	2

Group C

NAME	Chen	Crowden	Eshani	Savinov	Win	Lose	Pos
J Chen		7,9,7	6,7,5	11,3,5	3	0	1
C Crowden	-7,-9,-7		9,3,4	3,5,5	2	1	2
S Eshani	-6,-7,-5	-9,-3,-4		4,11,2	1	2	3
E Savinov	-11,-3,-5	-3,-5,-5	-4,-11,-2		0	3	4

Last Updated: July 5, 2023 4:22 PM

2023 National Championships

Open Class 1-5 Women's Wheelchair Singles

Group A

NAME	Di Toro	Sands	Buchholz	Win	Lose	Pos
L Di Toro		3,2,7	3,1,3	2	0	1
H Sands	-3,-2,-7		5,8,-9,-8,3	1	1	2
G Buchholz	-3,-1,-3	-5,-8,9,8,-3		0	2	3

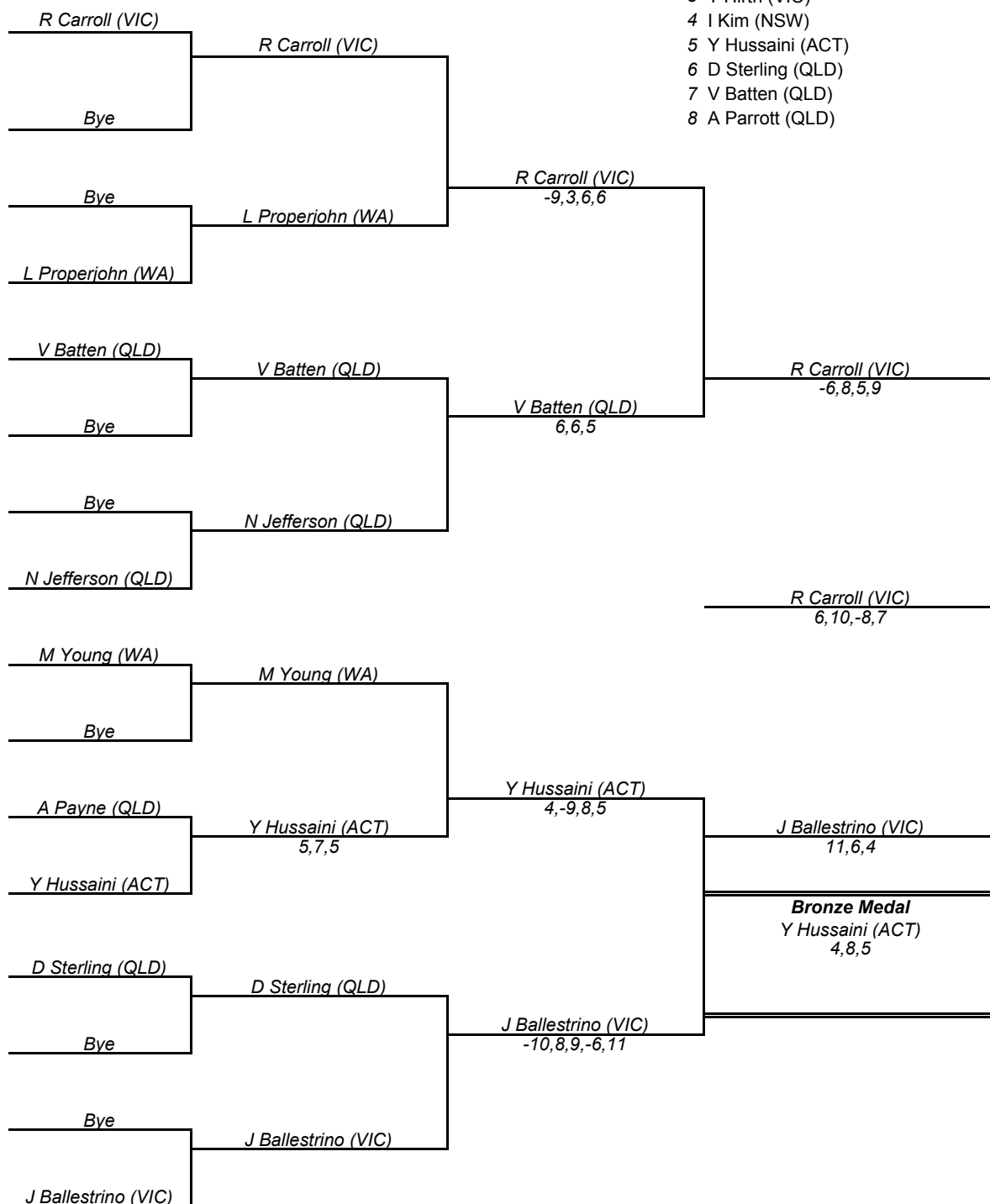
Last Updated: July 5, 2023 1:09 PM

2023 National Championships

Open Class 6-11 Men's Standing Singles

SEEDS

- 1 R Carroll (VIC)
- 2 J Ballestrino (VIC)
- 3 T Hirth (VIC)
- 4 I Kim (NSW)
- 5 Y Hussaini (ACT)
- 6 D Sterling (QLD)
- 7 V Batten (QLD)
- 8 A Parrott (QLD)



2023 National Championships

Open Class 6-11 Men's Standing Singles

Group A

NAME	Carroll	Croft	Tse	Win	Lose	Pos
R Carroll		5,3,4	3,4,3	2	0	1
P Croft	-5,-3,-4		5,5,-6,4	1	1	2
N Tse	-3,-4,-3	-5,-5,6,-4		0	2	3

Group B

NAME	Parrott	Properjohn	Christmas	Win	Lose	Pos
A Parrott		6,3,-8,-9,-8	3,0,1	1	1	2
L Properjohn	-6,-3,8,9,8		1,2,1	2	0	1
J Christmas	-3,-0,-1	-1,-2,-1		0	2	3

Group C

NAME	Batten	Shomali	McNeil	Win	Lose	Pos
V Batten		12,9,5	7,4,8	2	0	1
J Shomali	-12,-9,-5		8,4,5	1	1	2
G McNeil	-7,-4,-8	-8,-4,-5		0	2	3

Group D

NAME	Hirth	Jefferson	Femia	Win	Lose	Pos
T Hirth		Forfeit	Forfeit	0	2	
N Jefferson	Walkover		2,3,6	2	0	1
V Femia	Walkover	-2,-3,-6		1	1	2

Group E

NAME	Kim	Young	Barwick	Win	Lose	Pos
I Kim		-3,5,-10,4,-9	Forfeit	0	2	3
M Young	3,-5,10,-4,9		4,8,5	2	0	1
I Barwick	Walkover	-4,-8,-5		1	1	2

Group F

NAME	Payne	Umetsu	Menzies	Win	Lose	Pos
A Payne		13,7,-9,-6,10	0,0,3	2	0	1
P Umetsu	-13,-7,9,6,-10		2,1,1	1	1	2
W Menzies	-0,-0,-3	-2,-1,-1		0	2	3

Group G

NAME	Hussaini	Serifovic	Hurst	Win	Lose	Pos
Y Hussaini		-9,7,5,7	1,3,7	2	0	1
D Serifovic	9,-7,-5,-7		3,4,4	1	1	2
P Hurst	-1,-3,-7	-3,-4,-4		0	2	3

Group H

NAME	Sterling	Tan	Rizkalla	Win	Lose	Pos
D Sterling		10,6,11	6,4,6	2	0	1
J Tan	-10,-6,-11		-4,-8,9,4,-14	0	2	3
S Rizkalla	-6,-4,-6	4,8,-9,-4,14		1	1	2

Group J

NAME	Ballestrino	Horn	Corish	Win	Lose	Pos
J Ballestrino		2,5,4	2,2,1	2	0	1
P Horn	-2,-5,-4		9,7,5	1	1	2
N Corish	-2,-2,-1	-9,-7,-5		0	2	3

2023 National Championships

Open Class 6-11 Women's Standing Singles

Group A

NAME	Elkington-Jones	Hockley	Simpson	Sood	Paul	Win	Lose	Pos
J Elkington-Jones		5,7,4	2,4,3	1,4,0	1,2,3	4	0	1
G Hockley	-5,-7,-4		8,6,2	1,1,3	3,3,1	3	1	2
R Simpson	-2,-4,-3	-8,-6,-2		-9,-8,-7	9,-9,4,7	1	3	4
S Sood	-1,-4,-0	-1,-1,-3	9,8,7		-5,6,7,8	2	2	3
C Paul	-1,-2,-3	-3,-3,-1	-9,9,-4,-7	5,-6,-7,-8		0	4	5

Last Updated: July 5, 2023 10:28 AM

2023 National Championships

Open Class 1-5 Youth U23 Wheelchair Singles

O Pizzey Stratford (VIC)

C Crowden (SA)

Walkover

C Crowden (SA)

2023 National Championships

Open Class 6-11 Youth U23 Standing Singles

I Kim (NSW)

N Tse (ACT)

I Kim (NSW)

2,8,4

I Kim (NSW)

11,2,3

S Rizkalla (VIC)

L Properjohn (WA)

9,5,1

L Properjohn (WA)

Bronze Medal

S Rizkalla (VIC)

7,8,7

2023 National Championships

Open Class 6-11 Youth U23 Standing Singles

Group A

NAME	Kim	Rizkalla	Christmas		Win	Lose	Pos
I Kim		10,9,4	1,1,8		2	0	1
S Rizkalla	-10,-9,-4		2,1,3		1	1	2
J Christmas	-1,-1,-8	-2,-1,-3			0	2	3

Group B

NAME	Properjohn	Barwick	Tse	Paul	Win	Lose	Pos
L Properjohn		8,3,4	4,4,7	2,2,3	3	0	1
I Barwick	-8,-3,-4		10,-6,-6,-8	3,4,3	1	2	3
N Tse	-4,-4,-7	-10,6,6,8		2,5,1	2	1	2
C Paul	-2,-2,-3	-3,-4,-3	-2,-5,-1		0	3	4

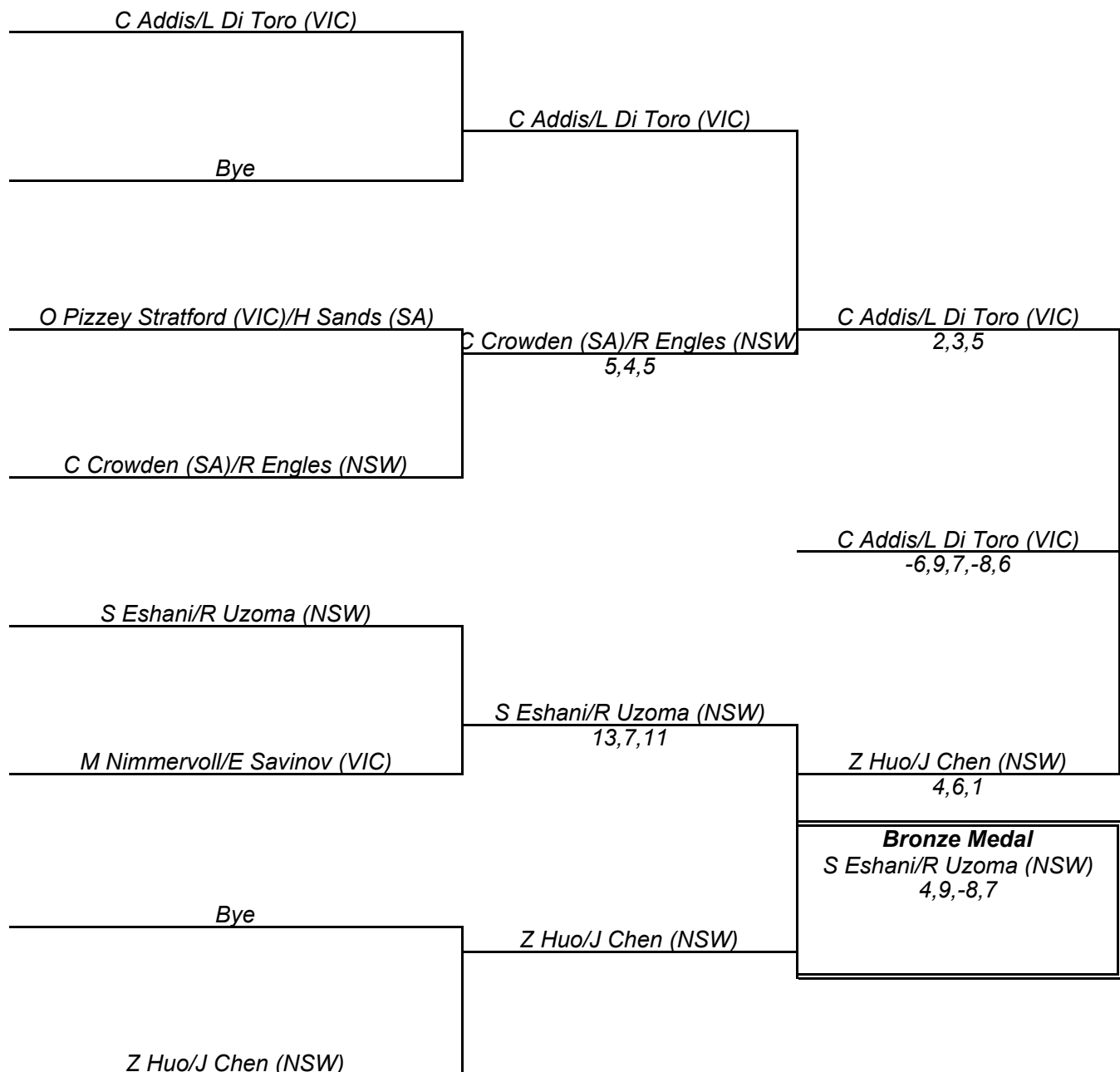
Last Updated: July 5, 2023 6:40 PM

2023 National Championships

Open Class 1-5 Wheelchair Doubles

SEEDS

- 1 C Addis/L Di Toro (VIC)
- 2 Z Huo/J Chen (NSW)



2023 National Championships

Open Class 1-5 Mixed Wheelchair Doubles

Group A

NAME	Addis / Di Toro	Huo / Buchholz	Crowden / Sands	Win	Lose	Pos
C Addis / L Di Toro		7,1,5	4,3,3	2	0	1
Z Huo / G Buchholz	-7,-1,-5		11,8,-7,-13,4	1	1	2
C Crowden / H Sands	-4,-3,-3	-11,-8,7,13,-4		0	2	3


Last Updated: July 6, 2023 11:23 AM

2023 National Championships

Open Class 6-10 Men's Standing Doubles

SEEDS

- 1 N Pellissier/T Hirth (VIC)
- 2 V Batten/D Sterling (QLD)
- 3 I Kim/P Umetsu (NSW)
- 4 L Properjohn/M Young (WA)



2023 National Championships

Open Class 6-10 Women's Standing Doubles

Group A

NAME	Yang / Lei	Elkington- Jones / Tapper	Hockley / Sood	Win	Lose	Pos
Q Yang / L Lei		5,6,5	0,1,3	2	0	1
J Elkington- Jones / M Tapper	-5,-6,-5		3,1,4	1	1	2
G Hockley / S Sood	-0,-1,-3	-3,-1,-4		0	2	3

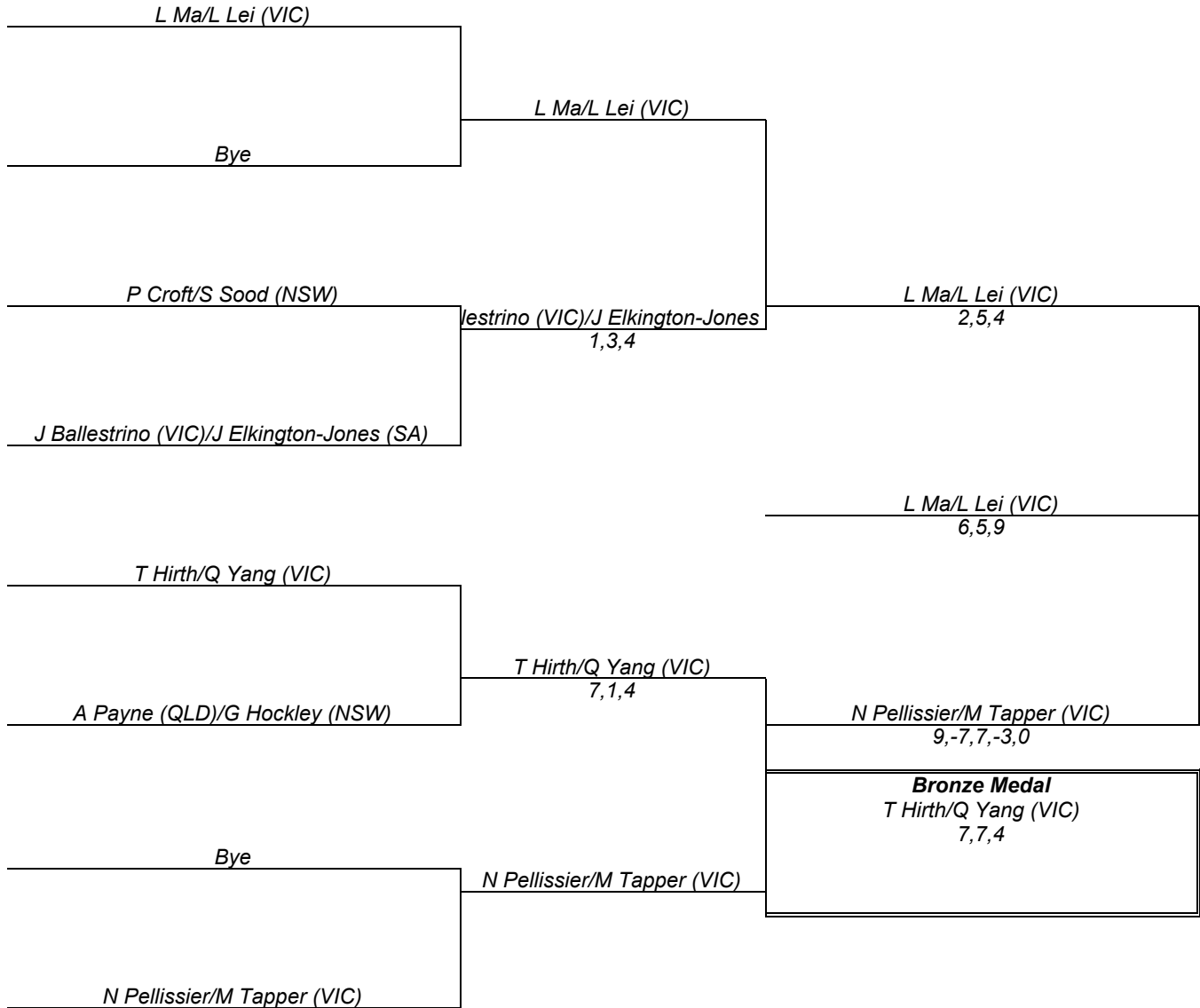
Last Updated: July 5, 2023 1:45 PM

2023 National Championships

Open Class 6-10 Mixed Standing Doubles

SEEDS

- 1 L Ma/L Lei (VIC)
- 2 N Pellissier/M Tapper (VIC)
- 3 T Hirth/Q Yang (VIC)
- 4 J Ballestrino (VIC)/J Elkington-Jones (SA)



2023 National Championships

Open Class 11 Doubles

SEEDS

- 1 S Von Einem (SA)/R Carroll (VIC)
- 2 A Parrott/N Jefferson (QLD)

S Von Einem (SA)/R Carroll (VIC)

J Christmas/W Menzies (ACT)

S Von Einem (SA)/R Carroll (VIC)

1,1,1

S Von Einem (SA)/R Carroll (VIC)

5,3,5

J Tan (NSW)/R Simpson (ACT)

A Parrott/N Jefferson (QLD)

1,3,4

Bronze Medal

J Tan (NSW)/R Simpson (ACT)

2,5,7

A Parrott/N Jefferson (QLD)

2023 National Championships

Class 2-3 Singles

J Chen (NSW)

O Pizzey Stratford (VIC)

J Chen (NSW)
Walkover

J Chen (NSW)
6,3,3

H Sands (SA)

S Eshani (NSW)
8,1,9

S Eshani (NSW)

Bronze Medal
H Sands (SA)
Walkover

2023 National Championships

Class 2-3 Singles

Group A

NAME	Chen	Sands	Savinov	Win	Lose	Pos
J Chen		6,-7,6,-13,2	3,-9,1,3	2	0	1
H Sands	-6,7,-6,13,-2		6,8,11	1	1	2
E Savinov	-3,9,-1,-3	-6,-8,-11		0	2	3

Group B

NAME	Pizzey Stratford	Eshani	Buchholz	Win	Lose	Pos
O Pizzey Stratford		-8,-7,3,9,-2	-10,4,9,2	1	1	2
S Eshani	8,7,-3,-9,2		4,12,6	2	0	1
G Buchholz	10,-4,-9,-2	-4,-12,-6		0	2	3

Last Updated: July 6, 2023 1:58 PM

2023 National Championships

Class 4-5 Singles

C Addis (VIC)

Z Huo (NSW)

C Addis (VIC)
7,5,-7,8

L Di Toro (VIC)
8,8,10

R Uzoma (NSW)

L Di Toro (VIC)
3,11,-7,3

L Di Toro (VIC)

Bronze Medal
Z Huo (NSW)
3,5,11

2023 National Championships

Class 4-5 Singles

Group A

NAME	Addis	Uzoma	Nimmervoll	Win	Lose	Pos
C Addis		7,5,12	2,3,5	2	0	1
R Uzoma	-7,-5,-12		4,7,2	1	1	2
M Nimmervoll	-2,-3,-5	-4,-7,-2		0	2	3

Group B

NAME	Huo	Di Toro	Crowden	Win	Lose	Pos
Z Huo		-6,-8,-11	7,6,6	1	1	2
L Di Toro	6,8,11		-6,-7,8,-7	1	1	1
C Crowden	-7,-6,-6	6,7,-8,7		1	1	3

Last Updated: July 6, 2023 2:26 PM

2023 National Championships

Class 6 Men's Singles

T Hirth (VIC)

L Properjohn (WA)

T Hirth (VIC)
4,5,4

T Hirth (VIC)
-5,-10,6,8,7

P Horn (ACT)

Y Hussaini (ACT)
4,5,7

Y Hussaini (ACT)

Bronze Medal
L Properjohn (WA)
5,5,7

2023 National Championships

Class 6 Men's Singles

Group A

NAME	Hirth	Horn	McNeil		Win	Lose	Pos
T Hirth		4,8,4	3,1,4		2	0	1
P Horn	-4,-8,-4		4,9,2		1	1	2
G McNeil	-3,-1,-4	-4,-9,-2			0	2	3

Group B

NAME	Hussaini	Properjohn	Rizkalla	Hurst	Win	Lose	Pos
Y Hussaini		12,-8,11,-9,3	5,9,10	1,2,8	3	0	1
L Properjohn	-12,8,-11,9,-3		2,4,6	3,4,3	2	1	2
S Rizkalla	-5,-9,-10	-2,-4,-6		6,8,3	1	2	3
P Hurst	-1,-2,-8	-3,-4,-3	-6,-8,-3		0	3	4

Last Updated: July 6, 2023 2:07 PM

2023 National Championships

Class 6-8 Women's Singles

Group A

NAME	Elkington-Jones	Hockley	Sood	Win	Lose	Pos
J Elkington-Jones		12,9,7	3,2,1	2	0	1
G Hockley	-12,-9,-7		8,2,2	1	1	2
S Sood	-3,-2,-1	-8,-2,-2		0	2	3

Last Updated: July 6, 2023 11:45 AM

2023 National Championships

Class 7 Men's Singles

Group A

NAME	Ballestrino	Sterling	Young	Barwick	Win	Lose	Pos
J Ballestrino		5,9,-9,3	1,6,9	1,2,2	3	0	1
D Sterling	-5,-9,9,-3		12,9,6	8,4,6	2	1	2
M Young	-1,-6,-9	-12,-9,-6		2,3,-7,-9,11	1	2	3
I Barwick	-1,-2,-2	-8,-4,-6	-2,-3,7,9,-11		0	3	4

Last Updated: July 6, 2023 2:09 PM

2023 National Championships

Class 8 Men's Singles

N Pellissier (VIC)

P Umetsu (NSW)

N Pellissier (VIC)

2,1,7

N Pellissier (VIC)

2,2,6

J Shomali (ACT)

D Serifovic (QLD)

5,-11,4,10

D Serifovic (QLD)

Bronze Medal

J Shomali (ACT)

12,-6,3,2

2023 National Championships

Class 8 Men's Singles

Group A

NAME	Pellissier	Shomali	Corish	Win	Lose	Pos
N Pellissier		6,3,10	2,5,2	2	0	1
J Shomali	-6,-3,-10		2,8,6	1	1	2
N Corish	-2,-5,-2	-2,-8,-6		0	2	3

Group B

NAME	Payne	Umetsu	Serifovic	Win	Lose	Pos
A Payne		-7,-7,9,-6	-11,-13,6,-5	0	2	3
P Umetsu	7,7,-9,6		-4,-7,-6	1	1	2
D Serifovic	11,13,-6,5	4,7,6		2	0	1

Last Updated: July 6, 2023 1:59 PM

2023 National Championships

Class 9-10 Men's Singles

L Ma (VIC)

V Batten (QLD)

L Ma (VIC)
4,8,2

L Ma (VIC)
5,-9,8,10

I Kim (NSW)

L Milsom (SA)
5,7,3

L Milsom (SA)

Bronze Medal
V Batten (QLD)
-10,-4,8,7,7

2023 National Championships

Class 9-10 Men's Singles

Group A

NAME	Ma	Kim	Srinivasan		Win	Lose	Pos
L Ma		5,4,0	2,4,2		2	0	1
I Kim	-5,-4,-0		3,10,5		1	1	2
P Srinivasan	-2,-4,-2	-3,-10,-5			0	2	3

Group B

NAME	Milsom	Batten	Croft	Tse	Win	Lose	Pos
L Milsom		5,5,4	3,4,4	2,2,2	3	0	1
V Batten	-5,-5,-4		3,-9,5,8	8,7,10	2	1	2
P Croft	-3,-4,-4	-3,9,-5,-8		10,8,8	1	2	3
N Tse	-2,-2,-2	-8,-7,-10	-10,-8,-8		0	3	4

Last Updated: July 6, 2023 12:06 PM

2023 National Championships

Class 9-10 Women's Singles

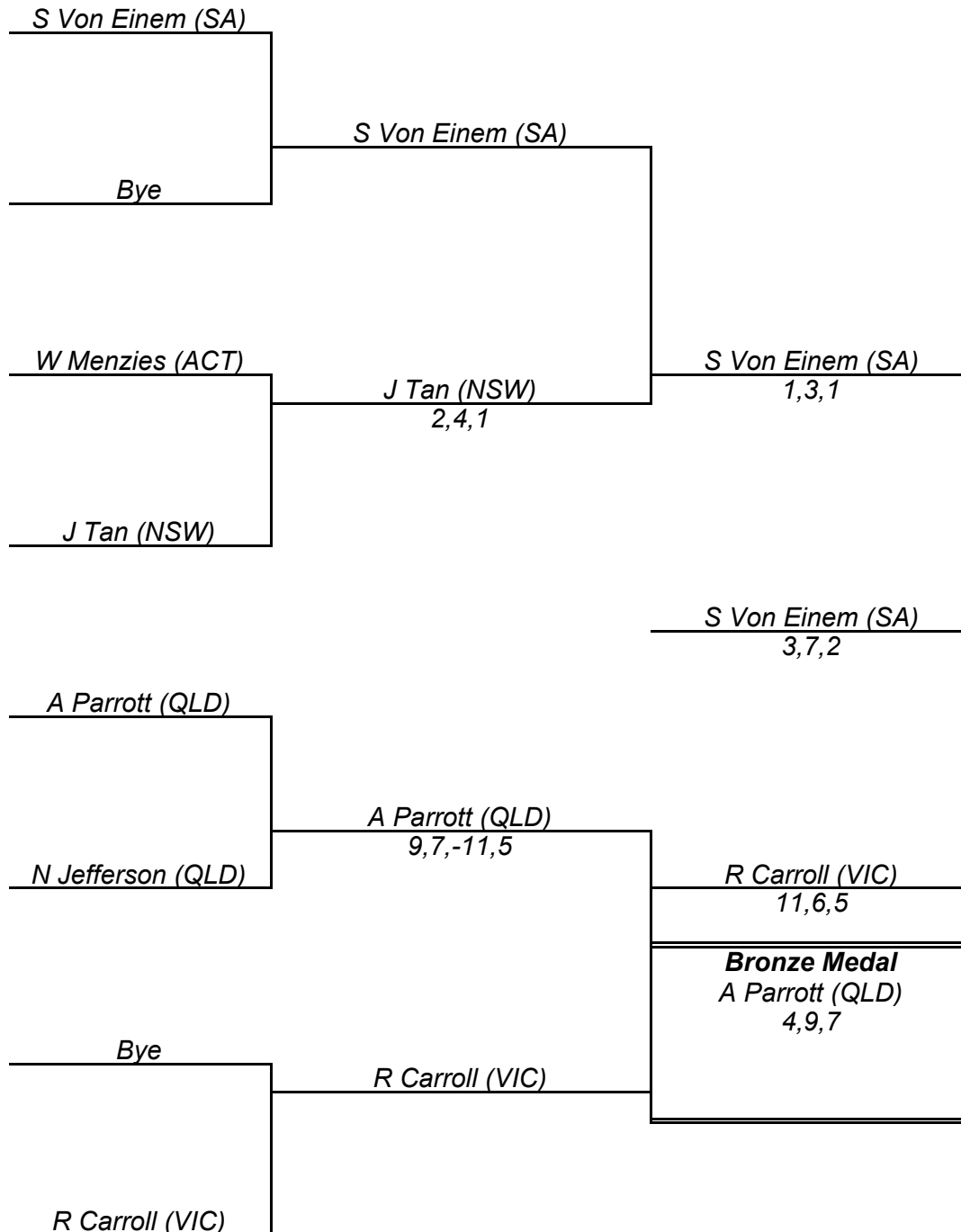
Group A

NAME	Yang	Lei	Tapper	Win	Lose	Pos
Q Yang		-3,-4,-5	14,-2,-4,-3	0	2	3
L Lei	3,4,5		11,-4,-9,-9	1	1	2
M Tapper	-14,2,4,3	-11,4,9,9		2	0	1

Last Updated: July 6, 2023 11:46 AM

2023 National Championships

Class 11 Singles



2023 National Championships

Class 11 Singles

Group A

NAME	Von Einem	Jefferson	Christmas	Win	Lose	Pos
S Von Einem		3,1,3	2,1,1	2	0	1
N Jefferson	-3,-1,-3		2,4,4	1	1	2
J Christmas	-2,-1,-1	-2,-4,-4		0	2	3

Group B

NAME	Carroll	Tan	Paul	Win	Lose	Pos
R Carroll		8,6,7	1,0,4	2	0	1
J Tan	-8,-6,-7		3,2,1	1	1	2
C Paul	-1,-0,-4	-3,-2,-1		0	2	3

Group C

NAME	Parrott	Simpson	Menzies	Win	Lose	Pos
A Parrott		1,1,2	2,4,2	2	0	1
R Simpson	-1,-1,-2		-6,-6,-5	0	2	3
W Menzies	-2,-4,-2	6,6,5		1	1	2

Last Updated: July 6, 2023 1:35 PM

2023 National Championships

Men's Teams

Aust Cap Territory "B"

Raminder Bhrara
Amir Hadad
Gregory Mowle

New South Wales

Yonghun Alex Lee
Xuqi Lin
Kane Townsend
Xin Chris Yan
Soyeon Kim (NPC)

Presidents

Zachary Anstey (VIC)
Hwan Bae (NSW)
Ho Yan Joshua Ip (ACT)

Queensland "B"

Stanley Chan
Yatin Kumar
Andy Nguyen-Huynh

Tasmania

Josh Ashley
Darcy Graves
Michael Young

Victoria "B"

Xavier Dixon
Lin Ma
Aditya Sareen
Yugandh Kiran Zende

Aust Capital Territory

Michael Bowrey
Muhammad Mughal
Arnab Rakshit

New South Wales "B"

Ericson Cho
Weicheng Huang
Seonghun Jake Lee
Daiki Shimojo

Queensland

Benjamin Gould
Yudong Shi
Wade Townsend
Naoya Yamamoto

South Australia

Anthony Freegard
Lucas Milsom
Samuel Von Einem
Paton Wilson (NPC)

Victoria

Sanish Ambekar
Dillon Chambers
Nicholas Lum
Finn Luu

Western Australia

Luka Harfouch
Win Alvin Jiang
Ziqi Rick Wang

2023 National Championships

Men's Teams

Seed	Team	Final Position
1	Victoria	1
2	New South Wales	2
3	Victoria "B"	3
4	New South Wales "B"	4
6	Queensland	5
7	Presidents	6
5	South Australia	7
8	Queensland "B"	8
10	Western Australia	9
9	Aust Capital Territory	10
11	Tasmania	11
12	Aust Cap Territory "B"	12

Last Updated: July 4, 2023 9:43 PM

2023 National Championships

Men's Teams - Playoffs

Playoff Positions 1-4

<i>Victoria</i>	
<i>Victoria "B"</i>	<i>Victoria</i> 4 - 3
<i>New South Wales "B"</i>	<i>Victoria</i> 4 - 0
<i>New South Wales</i>	<i>New South Wales</i> 4 - 1
	Position 3 <i>Victoria "B"</i> 4 - 1

Playoff Positions 5-8

<i>Queensland</i>	
<i>Queensland "B"</i>	<i>Queensland</i> 4 - 1
<i>Presidents</i>	<i>Queensland</i> 4 - 3
<i>South Australia</i>	<i>Presidents</i> 4 - 3
	Position 7 <i>South Australia</i> 4 - 3

Playoff Positions 9-12

<i>Aust Capital Territory</i>	
<i>Aust Cap Territory "B"</i>	<i>Aust Capital Territory</i> 4 - 0
<i>Tasmania</i>	<i>Western Australia</i> 5 - 1
<i>Western Australia</i>	<i>Western Australia</i> 7 - 0
	Position 11 <i>Tasmania</i> 4 - 3

2023 National Championships

Men's Teams - Division A

TEAM RESULTS

MATCH SCORES										
TEAMS		1	2	3	4	5	6	WINS	MP	PLACE
1	Victoria		6/1	7/0	7/0	7/0	7/0	5/0	10	1
2	New South Wales "B"	1/6		6/1	7/0	7/0	7/0	4/1	9	2
3	South Australia	0/7	1/6		5/2	6/1	6/1	3/2	8	3
4	Queensland "B"	0/7	0/7	2/5		5/2	6/1	2/3	7	4
5	Aust Capital Territory	0/7	0/7	1/6	2/5		6/1	1/4	6	5
6	Tasmania	0/7	0/7	1/6	1/6	1/6		0/5	5	6

PROGRESSIVE RESULTS						
TEAMS		R1	R2	R3	R4	R5
1	Victoria	7/0	7/0	7/0	7/0	6/1
2	New South Wales "B"	7/0	7/0	7/0	6/1	1/6
3	South Australia	6/1	6/1	0/7	1/6	5/2
4	Queensland "B"	0/7	0/7	5/2	6/1	2/5
5	Aust Capital Territory	0/7	1/6	2/5	0/7	6/1
6	Tasmania	1/6	0/7	0/7	1/6	1/6

Last Updated: July 3, 2023 6:23 PM

2023 National Championships

Men's Teams - Division B

TEAM RESULTS

MATCH SCORES										
TEAMS		1	2	3	4	5	6	WINS	MP	PLACE
1	New South Wales		4/3	7/0	6/1	7/0	7/0	5/0	10	1
2	Victoria "B"	3/4		6/1	6/1	7/0	7/0	4/1	9	2
3	Queensland	0/7	1/6		5/2	7/0	7/0	3/2	8	3
4	Presidents	1/6	1/6	2/5		5/2	7/0	2/3	7	4
5	Western Australia	0/7	0/7	0/7	2/5		7/0	1/4	6	5
6	Aust Cap Territory "B"	0/7	0/7	0/7	0/7	0/7		0/5	5	6

PROGRESSIVE RESULTS						
TEAMS		R1	R2	R3	R4	R5
1	New South Wales	6/1	7/0	7/0	7/0	4/3
2	Victoria "B"	7/0	6/1	7/0	6/1	3/4
3	Queensland	7/0	7/0	0/7	1/6	5/2
4	Presidents	1/6	1/6	5/2	7/0	2/5
5	Western Australia	0/7	0/7	2/5	0/7	7/0
6	Aust Cap Territory "B"	0/7	0/7	0/7	0/7	0/7

Last Updated: July 3, 2023 7:03 PM

TEAMS ANALYSIS

Men's Teams

	PLAYER	Wins	Losses	
ACT B	Raminder Bhrara	0	13	0.00%
	Amir Hadad	1	12	7.69%
	Gregory Mowle	1	12	7.69%
ACT	Michael Bowrey	3	10	23.08%
	Muhammad Mughal	3	9	25.00%
	Arnab Rakshit	6	7	46.15%
NSW	Yonghun Alex Lee	7	1	87.50%
	Xuqi Lin	8	1	88.89%
	Kane Townsend	7	2	77.78%
	Xin Chris Yan	7	4	63.64%
NSW B	Ericson Cho	3	2	60.00%
	Weicheng Huang	5	4	55.56%
	Seonghun Jake Lee	7	4	63.64%
	Daiki Shimojo	11	2	84.62%
Pres	Zachary Anstey	5	9	35.71%
	Hwan Bae	11	3	78.57%
	Ho Yan Joshua Ip	5	9	35.71%
QLD	Benjamin Gould	8	4	66.67%
	Yudong Shi	4	4	50.00%
	Wade Townsend	7	5	58.33%
	Naoya Yamamoto	4	4	50.00%
QLD B	Stanley Chan	5	8	38.46%
	Yatin Kumar	3	10	23.08%
	Andy Nguyen-Huynh	7	7	50.00%
SA	Anthony Freegard	6	8	42.86%
	Lucas Milsom	6	8	42.86%
	Samuel Von Einem	8	6	57.14%
TAS	Josh Ashley	3	11	21.43%
	Darcy Graves	4	10	28.57%
	Michael Young	0	14	0.00%
VIC	Sanish Ambekar	8	1	88.89%
	Dillon Chambers	7	1	87.50%
	Nicholas Lum	10	2	83.33%
	Finn Luu	10	0	100.00%
VIC B	Xavier Dixon	9	2	81.82%
	Lin Ma	6	4	60.00%
	Aditya Sareen	13	0	100.00%
	Yugandh Kiran Zende	3	3	50.00%
WA	Luka Harfouch	6	8	42.86%
	Win Alvin Jiang	7	7	50.00%
	Ziqi Rick Wang	5	8	38.46%

TEAMS ANALYSIS
Men's Teams - Playoff Positions 1-4

	PLAYER	New South Wales				New South Wales "B"			Victoria				Victoria "B"				Wins	Losses	
		Y L	X L	K T	X Y	W H	S L	D S	S A	D C	N L	F L	X D	L M	A S	Y Z			
NSW	Yonghun Alex Lee						3/0					2/3					1	1	50.00%
	Xuqi Lin									1/3							0	1	0.00%
	Kane Townsend					3/0											1	0	100.00%
	Xin Chris Yan					3/2		2/3			0/3						1	2	33.33%
NSW B	Weicheng Huang			0/3	2/3										0/3		0	3	0.00%
	Seonghun Jake Lee	0/3										0/3					0	2	0.00%
	Daiki Shimoyo				3/2								3/1	0/3			2	1	66.67%
VIC	Sanish Ambekar													0/3	3/0		1	1	50.00%
	Dillon Chambers		3/1														1	0	100.00%
	Nicholas Lum				3/0								2/3		0/3		1	2	33.33%
	Finn Luu	3/2											3/1		3/0		3	0	100.00%
VIC B	Xavier Dixon						3/0				3/2	1/3					2	1	66.67%
	Lin Ma							1/3									0	1	0.00%
	Aditya Sareen					3/0		3/0	3/0		3/0						4	0	100.00%
	Yugandh Kiran Zende								0/3			0/3					0	2	0.00%

Men's Teams - Playoff Positions 5-8

	PLAYER	Presidents			Queensland				Queensland "B"			South Australia				Wins	Losses		
		Z A	H B	H I	B G	Y S	W T	N Y	S C	Y K	A N	A F	L M	S V					
Pres	Zachary Anstey					3/2	0/3							3/1	0/3		2	2	50.00%
	Hwan Bae				3/0	3/0								3/1	3/2	4	0	0	100.00%
	Ho Yan Joshua Ip				0/3		0/3							3/1	0/3	1	3	0	25.00%
QLD	Benjamin Gould		0/3	3/0													1	1	50.00%
	Yudong Shi	2/3	0/3						3/1	3/2							2	2	50.00%
	Wade Townsend	3/0		3/0				0/3									2	1	66.67%
	Naoya Yamamoto									3/2							1	0	100.00%
QLD B	Stanley Chan						3/0				1/3	3/1					2	1	66.67%
	Yatin Kumar					1/3					2/3		0/3				0	3	0.00%
	Andy Nguyen-Huynh					2/3	2/3					3/1	3/2				2	2	50.00%
SA	Anthony Freegard	1/3		1/3					3/1	3/2							2	2	50.00%
	Lucas Milsom	3/0	1/3						1/3	1/3							1	3	25.00%
	Samuel Von Einem		2/3	3/0					3/0	2/3							2	2	50.00%

Men's Teams - Playoff Positions 9-12

	PLAYER	Aust Cap Territory "B"			Aust Capital Territory			Tasmania			Western Australia			Wins	Losses	
		R B	A H	G M	M B	M M	A R	J A	D G	M Y	L H	W J	Z W			
ACT B	Raminder Bhrara					1/3		2/3	1/3					0	3	0.00%
	Amir Hadad						1/3		0/3	3/2				1	2	33.33%
	Gregory Mowle				0/3			2/3	3/0					1	2	33.33%
ACT	Michael Bowrey			3/0							1/3		0/3	1	2	33.33%
	Muhammad Mughal	3/1										1/3		1	1	50.00%
	Arnab Rakshit		3/1								3/1	1/3		2	1	66.67%
TAS	Josh Ashley	3/2		3/2							1/3	0/3		2	2	50.00%
	Darcy Graves	3/1	3/0									0/3	1/3	2	2	50.00%
	Michael Young		2/3	0/3							1/3		1/3	0	4	0.00%
WA	Luka Harfouch				3/1		1/3	3/1		3/1				3	1	75.00%
	Win Alvin Jiang					3/1	3/1	3/0	3/0					4	0	100.00%
	Ziqi Rick Wang				3/0				3/1	3/1				3	0	100.00%

TEAMS ANALYSIS
Men's Teams - Division A

	PLAYER	Aust Capital Territory			New South Wales "B"				Queensland "B"			South Australia			Tasmania			Victoria				Wins	Losses	
		MB	MM	AR	EC	WH	SL	DS	SC	YK	AN	AF	LM	SV	JA	DG	MY	SA	DC	NL	FL			
ACT	Michael Bowrey					1/3		0/3	0/3	2/3		0/3		0/3	3/1	3/0				0/3	0/3	2	8	20.00%
	Muhammad Mughal				0/3	0/3			3/2		1/3		0/3	0/3		1/3	3/0		0/3		0/3	2	8	20.00%
	Arnab Rakshit						0/3	0/3		3/1	1/3	3/0	2/3		3/1		3/0		0/3	0/3		4	6	40.00%
NSW B	Ericson Cho		3/0							3/2		2/3				3/0		0/3				3	2	60.00%
	Weicheng Huang	3/1	3/0						3/1				3/2				3/0				1/3	5	1	83.33%
	Seonghun Jake Lee			3/0					3/1		3/0		3/1	3/1	3/0	3/0		0/3		0/3		7	2	77.78%
	Daiki Shimojo	3/0		3/0						3/1	3/1	3/0		3/2	3/0		3/0		3/0	0/3		9	1	90.00%
QLD B	Stanley Chan	3/0	2/3			1/3	1/3								3/1	0/3		3/2	2/3			3	7	30.00%
	Yatin Kumar	3/2		1/3	2/3			1/3					1/3	1/3			3/0	3/2	3/0	0/3	1/3	3	7	30.00%
	Andy Nguyen-Huynh		3/1	3/1				0/3	1/3				3/0	0/3		3/1		3/0		0/3	0/3		5	5
SA	Anthony Freegard	3/0		0/3	3/2			0/3	1/3	3/1							3/0	1/3		0/3		4	6	40.00%
	Lucas Milsom		3/0	3/2		2/3	1/3		3/0		0/3					3/0	3/0			0/3	0/3	5	5	50.00%
	Samuel Von Einem	3/0	3/0				1/3	2/3		3/1	3/0				3/0	3/0		1/3			0/3	6	4	60.00%
TAS	Josh Ashley	1/3		1/3			0/3	0/3	2/3		1/3	3/1		0/3						0/3	0/3	1	9	10.00%
	Darcy Graves	0/3	3/1		0/3		0/3		3/2	2/3			0/3	0/3					0/3		0/3	2	8	20.00%
	Michael Young		0/3	0/3		0/3	0/3		0/3	0/3	0/3	0/3	0/3					0/3	0/3			0	10	0.00%
VIC	Sanish Ambekar				3/0		3/0		3/0	3/0		3/0		3/1			3/0					7	0	100.00%
	Dillon Chambers		3/0	3/0				0/3		3/1	3/0					3/0	3/0					6	1	85.71%
	Nicholas Lum	3/0		3/0			3/0	3/0	3/0		3/0	3/0	3/0		3/0							9	0	100.00%
	Finn Luu	3/0	3/0			3/1						3/0	3/0		3/0	3/0						7	0	100.00%

Men's Teams - Division B

	PLAYER	Aust Cap Territory "B"			New South Wales				Presidents			Queensland				Victoria "B"				Western Australia			Wins	Losses		
		RB	AH	GM	YL	XL	KT	XY	ZA	HB	HI	BG	YS	WT	NY	XD	LM	AS	YZ	LH	WJ	ZW				
ACT B	Raminder Bhrra					0/3	0/3			0/3	0/3	0/3	0/3				0/3		0/3		0/3		0	10	0.00%	
	Amir Hadad					0/3		0/3	0/3		0/3		0/3		0/3	0/3				0/3	0/3		0	10	0.00%	
	Gregory Mowle						0/3	0/3	0/3	0/3		0/3	0/3			0/3	0/3		0/3	0/3			0	10	0.00%	
NSW	Yonghun Alex Lee								3/0		3/0	3/0		3/0						3/0	3/0		6	0	100.00%	
	Xuqi Lin	3/0	3/0									3/0		3/2					3/0	3/0			8	0	100.00%	
	Kane Townsend	3/0		3/0						3/0	3/0				0/3		1/3		3/0		3/0		6	2	75.00%	
	Xin Chris Yan		3/0	3/0					3/0	1/3				3/0	3/0		3/1	0/3						6	2	75.00%
Pres	Zachary Anstey		3/0	3/0	0/3			0/3				1/3		1/3			1/3	3/1	2/3	0/3			3	7	30.00%	
	Hwan Bae	3/0		3/0				0/3	3/1					3/0	3/0		1/3	1/3	3/0		3/0		7	3	70.00%	
	Ho Yan Joshua Ip	3/0	3/0		0/3			0/3	3/1				0/3		2/3		1/3	2/3		3/0	3/1		4	6	40.00%	
QLD	Benjamin Gould	3/0	3/0		0/3	0/3			3/1		3/0					2/3	3/0			3/1	3/0		7	3	70.00%	
	Yudong Shi	3/0		3/0											1/3		0/3						2	2	50.00%	
	Wade Townsend		3/0	3/0		2/3		0/3	3/1	0/3						0/3			3/0		3/2		5	4	55.56%	
VIC B	Naoya Yamamoto				0/3			0/3		0/3	3/2						0/3		3/0	3/2			3	4	42.86%	
	Xavier Dixon		3/0	3/0		0/3	3/0					3/2	3/1						3/0	3/0			7	1	87.50%	
	Lin Ma	3/0	3/0			1/3		1/3		3/1	3/1	0/3		3/0							3/0		6	3	66.67%	
	Aditya Sareen	3/0		3/0				3/1	3/0	3/1	3/1			3/0		3/0			3/0				9	0	100.00%	
WA	Yugandh Kiran Zende								1/3		3/2									3/2	3/0		3	1	75.00%	
	Luka Harfouch	3/0		3/0		0/3	0/3		3/2	0/3				0/3	0/3	0/3		0/3						3	7	30.00%
	Win Alvin Jiang		3/0	3/0	0/3	0/3			3/0		0/3	1/3			2/3	0/3					2/3		3	7	30.00%	
Ziqi Rick Wang	3/0	3/0		0/3		0/3			0/3	1/3	0/3		2/3			0/3				0/3		2	8	20.00%		

2023 National Championships

Women's Teams

New South Wales

Michelle Bromley
Yangzi Liu
Han Long
Zhenhua Vivian Dederko Tan (N)

New South Wales "C"

Alice Qiu
Jiamuwa Wu
Xinyue Zhang

Victoria

Lina Lei
Melissa Tapper
Qian Yang

Western Australia

Jasmine Wu
Mia Zou

New South Wales "B"

Yuan Liu
Emiri Tsukamoto
Xinyi Kelly Yan

Queensland

Danni-Elle Townsend
Yvonne Jing Yang

Victoria "B"

Danica Marielle Alburo
Connie Psihogios

2023 National Championships

Women's Teams

TEAM RESULTS

MATCH SCORES											
TEAMS		1	2	3	4	5	6	7	WINS	MP	PLACE
1	Victoria		4/1	5/0	5/0	5/0	5/0	5/0	6/0	12	1
2	New South Wales	1/4		3/2	5/0	2/3	3/2	4/1	4/2	10	3
3	Victoria "B"	0/5	2/3		4/1	1/4	2/3	4/1	2/4	8	5
4	Western Australia	0/5	0/5	1/4		1/4	1/4	2/3	0/6	6	7
5	Queensland	0/5	3/2	4/1	4/1		3/2	5/0	5/1	11	2
6	New South Wales "B"	0/5	2/3	3/2	4/1	2/3		5/0	3/3	9	4
7	New South Wales "C"	0/5	1/4	1/4	3/2	0/5	0/5		1/5	7	6

PROGRESSIVE RESULTS								
TEAMS		R1	R2	R3	R4	R5	R6	R7
1	Victoria	5/0		5/0	5/0	5/0	5/0	4/1
2	New South Wales	3/2	2/3		4/1	5/0	3/2	1/4
3	Victoria "B"	4/1	2/3	1/4		0/5	2/3	4/1
4	Western Australia		2/3	1/4	1/4	0/5	0/5	1/4
5	Queensland	0/5	3/2	4/1	4/1	5/0		3/2
6	New South Wales "B"	2/3	3/2	4/1	0/5		5/0	2/3
7	New South Wales "C"	1/4	3/2	0/5	1/4	0/5	0/5	

Last Updated: July 4, 2023 8:42 PM

TEAMS ANALYSIS Women's Teams

	PLAYER	New South Wales			New South Wales "B"			New South Wales "C"			Queensland		Victoria			Victoria "B"		Western Australia		Wins	Losses	
		MB	YL	HL	YL	ET	XY	AQ	JW	XZ	DT	YY	LL	MT	QY	DA	CP	JW	MZ			
NSW	Michelle Bromley							3/0		3/0				1/3	0/3	3/0	0/3	3/0	3/1	5	3	62.50%
	Yangzi Liu					3/0	3/0	3/0			3/0	3/0		3/0	2/3		3/0		3/0	8	1	88.89%
	Han Long					2/3	1/3			2/3	1/3	0/3				2/3		3/0		1	6	14.29%
NSW B	Yuan Liu							3/0		3/0	3/0	3/1		1/3	1/3	3/2	3/2	3/1	1/3	7	3	70.00%
	Emiri Tsukamoto		0/3	3/2				3/1		3/2				0/3		0/3	0/3			3	4	42.86%
	Xinyi Kelly Yan		0/3	3/1							2/3	0/3			0/3			3/0	3/1	3	4	42.86%
NSW C	Alice Qiu	0/3	0/3		0/3	1/3							0/3	0/3		0/3	0/3	0/3	0/3	0	10	0.00%
	Jiamuwa Wu										0/3	0/3						3/0	3/0	2	2	50.00%
	Xinyue Zhang	0/3		3/2	0/3	2/3					2/3	0/3	1/3	0/3		3/0	0/3			2	8	20.00%
QLD	Danni-Elle Townsend		0/3	3/1	0/3		3/2		3/0	3/2			1/3		2/3	3/0	3/1	3/1	1/3	7	5	58.33%
	Yvonne Jing Yang		0/3	3/0	1/3		3/0		3/0	3/0			0/3		1/3	3/0	2/3	3/0	3/1	7	5	58.33%
VIC	Lina Lei							3/0		3/1	3/1	3/0				3/0	3/0	3/0	3/0	8	0	100.00%
	Melissa Tapper	3/1	0/3		3/1	3/0		3/0		3/0								3/0	3/1	7	1	87.50%
	Qian Yang	3/0	3/2		3/1		3/0				3/2	3/1				3/0	3/2			8	0	100.00%
VIC B	Danica Marielle Alburo	0/3		3/2	2/3	3/0		3/0		0/3	0/3	0/3	0/3		0/3			3/0	1/3	4	8	33.33%
	Connie Psihogios	3/0	0/3		2/3	3/0		3/0		3/0	1/3	3/2	0/3		2/3			3/0	3/0	7	5	58.33%
WA	Jasmine Wu	0/3		0/3	1/3		0/3	3/0	0/3		1/3	0/3	0/3	0/3		0/3	0/3			1	11	8.33%
	Mia Zou	1/3	0/3		3/1		1/3	3/0	0/3		3/1	1/3	0/3	1/3		3/1	0/3			4	8	33.33%

2023 National Championships

Under 21 Men's Teams

Aust Capital Territory

Toby Clarke
Richie Jiang
Archie Webb

New South Wales "B"

Baz Barnes
Joe Gao
Daniel Ryu
Jasper Wu
Stephen Tai (NPC)

Victoria "B"

Lasith Kulasekara
Gabriel Lee
Kirby Xiong

New South Wales

Chun Ho Mak
Joshua Yee
Alex Yeung
Garry Yuan

Victoria

Rocky Chen
Tao Toby Koo
Raymond Myrteza

Last Updated: June 30, 2023 10:45 AM

2023 National Championships

Under 21 Men's Teams

TEAM RESULTS

MATCH SCORES									
TEAMS		1	2	3	4	5	WINS	MP	PLACE
1	Victoria "B"		0/7	0/7	0/7	3/4	0/4	4	5
2	Victoria	7/0		6/1	5/2	6/1	4/0	8	1
3	Aust Capital Territory	7/0	1/6		5/2	7/0	3/1	7	2
4	New South Wales	7/0	2/5	2/5		7/0	2/2	6	3
5	New South Wales "B"	4/3	1/6	0/7	0/7		1/3	5	4

PROGRESSIVE RESULTS						
TEAMS		R1	R2	R3	R4	R5
1	Victoria "B"	0/7		0/7	3/4	0/7
2	Victoria	6/1	5/2		6/1	7/0
3	Aust Capital Territory		7/0	7/0	1/6	5/2
4	New South Wales	7/0	2/5	7/0		2/5
5	New South Wales "B"	1/6	0/7	0/7	4/3	

Last Updated: July 4, 2023 8:52 PM

TEAMS ANALYSIS

Under 21 Men's Teams

	PLAYER	Aust Capital Territory			New South Wales			New South Wales "B"				Victoria			Victoria "B"			Wins	Losses	
		TC	RJ	AW	CM	JY	GY	BB	JG	DR	JW	RC	TK	RM	LK	GL	KX			
ACT	Toby Clarke				2/3		3/1	3/0		3/1			0/3	2/3	3/2		3/1	5	3	62.50%
	Richie Jiang					0/3	3/1		3/1	3/0		0/3	1/3			3/0	3/1	5	3	62.50%
	Archie Webb				3/2	3/2			3/0		3/0	3/1		1/3	3/0	3/1		7	1	87.50%
NSW	Chun Ho Mak	3/2		2/3				3/0	3/1			1/3	2/3			3/0	3/0	5	3	62.50%
	Joshua Yee		3/0	2/3					3/0		3/0		3/2	3/2	3/1	3/1		7	1	87.50%
	Garry Yuan	1/3	1/3					3/2			3/2	0/3		1/3	3/0		3/2	4	4	50.00%
NSW B	Baz Barnes	0/3			0/3		2/3						0/3	0/3				0	5	0.00%
	Joe Gao		1/3	0/3	1/3	0/3						3/1			2/3		3/1	2	5	28.57%
	Daniel Ryu	1/3	0/3											0/3		3/1	1/3	1	4	20.00%
	Jasper Wu			0/3		0/3	2/3					1/3	2/3		3/0	1/3		1	6	14.29%
VIC	Rocky Chen		3/0	1/3	3/1		3/0		1/3		3/1					3/0	3/0	6	2	75.00%
	Tao Toby Koo	3/0	3/1		3/2	2/3		3/0			3/2				3/1		3/0	7	1	87.50%
	Raymond Myrteza	3/2		3/1		2/3	3/1	3/0		3/0					3/0	3/0		7	1	87.50%
VIC B	Lasith Kulasekara	2/3		0/3		1/3	0/3		3/2		0/3		1/3	0/3				1	7	12.50%
	Gabriel Lee		0/3	1/3	0/3	1/3				1/3	3/1	0/3		0/3				1	7	12.50%
	Kirby Xiong	1/3	1/3		0/3		2/3		1/3	3/1		0/3	0/3					1	7	12.50%

2023 National Championships

Under 21 Women's Teams

New South Wales

Yifan Liu
Mingxuan Nie
Xiaojing Zhang (NPC)

Victoria

Ellen Walker
Jiayi Zhou

New South Wales "B"

Laura Flood
Cynthia Zhu
Julie Wang (NPC)

Western Australia

Jacqueline Budiarto
Abbey Man
Jessika Nichols-Neale

Last Updated: June 17, 2023 3:03 PM

2023 National Championships

Under 21 Women's Teams

TEAM RESULTS

MATCH SCORES												
TEAMS		1	2	3	4	1	2	3	4	WINS	MP	PLACE
1	Victoria		4/1	5/0	5/0		3/2	4/1	5/0	6/0	12	1
2	New South Wales	1/4		5/0	5/0	2/3		4/1	5/0	4/2	10	2
3	Western Australia	0/5	0/5		5/0	1/4	1/4		5/0	2/4	8	3
4	New South Wales "B"	0/5	0/5	0/5		0/5	0/5	0/5		0/6	6	4

PROGRESSIVE RESULTS							
TEAMS		R1	R2	R3	R4	R5	R6
1	Victoria	5/0	5/0	4/1	4/1	5/0	3/2
2	New South Wales	5/0	5/0	1/4	5/0	4/1	2/3
3	Western Australia	0/5	0/5	5/0	1/4	1/4	5/0
4	New South Wales "B"	0/5	0/5	0/5	0/5	0/5	0/5

Last Updated: July 4, 2023 8:53 PM

TEAMS ANALYSIS
Under 21 Women's Teams

	PLAYER	New South Wales		New South Wales "B"		Victoria		Western Australia			New South Wales		New South Wales "B"		Victoria		Western Australia			Wins	Losses	
		Y L	M N	L F	C Z	E W	J Z	J B	A M	J N	Y L	M N	L F	C Z	E W	J Z	J B	A M	J N			
NSW	Yifan Liu			3/0	3/0	1/3	0/3	3/0		3/2			3/0	3/0	3/1	0/3	2/3		3/0	8	4	66.67%
	Mingxuan Nie			3/0	3/0	1/3	0/3	3/0		3/0			3/0	3/0	2/3	1/3	3/0		3/1	8	4	66.67%
NSW B	Laura Flood	0/3	0/3			0/3	0/3		0/3	1/3	0/3	0/3			0/3	0/3		0/3	0/3	0	12	0.00%
	Cynthia Zhu	0/3	0/3			0/3	0/3		0/3	0/3	0/3	0/3			0/3	0/3		0/3	0/3	0	12	0.00%
VIC	Ellen Walker	3/1	3/1	3/0	3/0			3/2	3/0		1/3	3/2	3/0	3/0			3/0	3/0	11	1	91.67%	
	Jiayi Zhou	3/0	3/0	3/0	3/0			3/0	3/0		3/0	3/1	3/0	3/0			3/0	3/0	12	0	100.00%	
WA	Jacqueline Budiarto	0/3	0/3			2/3	0/3				3/2	0/3			0/3	0/3			1	7	12.50%	
	Abbey Man			3/0	3/0	0/3	0/3						3/0	3/0	0/3	0/3			4	4	50.00%	
	Jessika Nichols-Neale	2/3	0/3	3/1	3/0						0/3	1/3	3/0	3/0					4	4	50.00%	

2023 National Championships

Under 19 Boys' Teams

Aust Capital Territory

Andrew Peng
Bradley Peng
Ashmith Sivayoganathan

New South Wales "B"

Jesse Chang
Tafley Fan
Benjamin Hyun
Victor Lim
Xiao Tang (NPC)

Queensland

Jithen Aluwihare
Braydon Chapman
Shanith Jayamaha
Anushka Mudalige

Victoria

Max Geering
Ahmed Hassan
Izac Ooi
Anthony Silk

New South Wales

Clarence Cheng
Andrew Choi
Chulong Nie
Ray Zhang
John Tawadrous (NPC)

Presidents

Cyrus Cheng (NSW)
Martin Feng (NT)
Rayan Vardinejad (WA)
Nicholas Yau (WA)
Mabel Wong (WA) (NPC)

Tasmania

Thomas Couser
Rithvik Gollapalli
Tian Li

Victoria "B"

Matthew Bereza
Oscar Teakle
Luke Van Zanten
Boswen Wang

2023 National Championships

Under 19 Boys' Teams

TEAM RESULTS

MATCH SCORES												
TEAMS		1	2	3	4	5	6	7	8	WINS	MP	PLACE
1	New South Wales		6/1	6/1	6/1	6/1	7/0	7/0	7/0	7/0	14	1
2	Queensland	1/6		5/2	3/4	5/2	5/2	7/0	7/0	5/2	12	2
3	Presidents	1/6	2/5		4/3	6/1	5/2	6/1	6/1	5/2	12	4
4	Victoria	1/6	4/3	3/4		7/0	4/3	5/2	7/0	5/2	12	3
5	New South Wales "B"	1/6	2/5	1/6	0/7		6/1	6/1	5/2	3/4	10	5
6	Tasmania	0/7	2/5	2/5	3/4	1/6		4/3	5/2	2/5	9	6
7	Aust Capital Territory	0/7	0/7	1/6	2/5	1/6	3/4		2/5	0/7	7	8
8	Victoria "B"	0/7	0/7	1/6	0/7	2/5	2/5	5/2		1/6	8	7

PROGRESSIVE RESULTS								
TEAMS		R1	R2	R3	R4	R5	R6	R7
1	New South Wales	6/1	7/0	7/0	7/0	6/1	6/1	6/1
2	Queensland	5/2	5/2	7/0	7/0	3/4	5/2	1/6
3	Presidents	6/1	5/2	6/1	6/1	1/6	2/5	4/3
4	Victoria	7/0	5/2	4/3	7/0	4/3	1/6	3/4
5	New South Wales "B"	1/6	2/5	1/6	0/7	6/1	5/2	6/1
6	Tasmania	2/5	2/5	3/4	0/7	5/2	4/3	1/6
7	Aust Capital Territory	1/6	2/5	0/7	0/7	1/6	3/4	2/5
8	Victoria "B"	0/7	0/7	0/7	1/6	2/5	2/5	5/2

TEAMS ANALYSIS
Under 19 Boys' Teams

	PLAYER	Aust Capital Territory			New South Wales				New South Wales "B"				Presidents				Queensland				Tasmania			Victoria				Victoria "B"				Wins	Losses																									
		A	P	B	P	A	S	C	C	A	C	C	N	R	Z	J	C	T	F	B	H	V	L	C	M	F	R	V	N	Y	J				A	B	C	S	J	A	M	T	C	R	G	T	L	M	G	A	H	I	O	A	S	M	B	O
ACT	Andrew Peng						0/3		0/3	2/3		1/3				0/3	0/3				0/3	2/3				0/3	2/3				0/3	2/3				3/2	1/3			0/3	3/2			0/3	1/3			2	12	14.29%								
	Bradley Peng						0/3	0/3				1/3	0/3	2/3								0/3				2/3																	0/3	2/3			0/3			0	14	0.00%						
	Ashmith Sivayoganathan						0/3			1/3	0/3			3/2	3/0			1/3					0/3		1/3		3/1	3/2													1/3		3/1	3/0			3/1	7	7	50.00%								
NSW	Clarence Cheng				3/0								3/0			1/3	3/2					3/0			3/0			3/0													3/0	3/0					3/0	10	1	90.91%								
	Andrew Choi	3/0		3/0									3/1	3/2			3/0																								3/2		2/3	3/0	3/0				8	1	88.89%							
	Chulong Nie			3/0									3/1		3/2													3/0	3/0													3/0							10	0	100.00%							
	Ray Zhang	3/0			3/1								1/3										3/0		3/0	2/3		3/2		3/0	3/1								3/0				3/1		3/1	10	2	83.33%										
NSW B	Jesse Chang	3/2			3/0				1/3	3/1						3/0						3/0			0/3			3/0	0/3			3/2	3/2							1/3			3/1				8	4	66.67%									
	Fafley Fan															1/3										0/3		0/3														1/3		1/3		3/1	1/3	2	5	28.57%								
	Benjamin Hyun	3/1		3/1					1/3	2/3																														1/3		1/3		3/0	3/0			5	6	45.45%								
	Victor Lim			3/0	2/3			0/3	2/3									0/3	0/3				0/3			3/1	3/1				1/3	0/3												1/3		3/1	3	9	25.00%									
Pres	Cyrus Cheng			3/2	0/3					0/3	0/3	3/1																0/3		0/3											0/3							2	7	22.22%								
	Martin Feng							0/3																						1/3													2/3			3/0			1	4	20.00%							
	Rayan Vardinejad	3/0			3/1			3/1		2/3				3/0	3/0													2/3			3/0	3/0									3/1		3/0			3/0	3/0	12	2	85.71%								
	Nicholas Yau	3/0	3/0					2/3			0/3	3/0			3/0								1/3			3/2			3/0	3/0		3/1	1/3									3/0			3/0	10	4	71.43%										
QLD	Jithen Aluwihare	3/0			3/0			0/3			3/2		3/0		3/0										3/2	3/1																	3/0	3/2		3/0		3/0	13	1	92.86%							
	Braydon Chapman	3/2		3/0							0/3																		1/3	1/3																		2	3	40.00%								
	Shanith Jayamaha			3/0	3/1					0/3	2/3	3/0	3/0				3/0										2/3																0/3		3/0	3/1	3/0			10	4	71.43%						
	Anushka Mudalige							0/3	0/3					1/3	3/0			0/3																							0/3		3/1	3/0			3/1	3/0	3	6	33.33%							
TAS	Thomas Couser			3/2	1/3			0/3			0/3	2/3			1/3			3/1	0/3																								1/3			3/0	3/1			3/1	6	8	42.86%					
	Rithvik Gollapalli	2/3			2/3					0/3	1/3	2/3		3/1				0/3	0/3									0/3	3/1															2/3	3/0		3/1		3/1	5	9	35.71%						
	Tian Li	3/1		3/1				0/3		0/3			2/3	1/3			3/0		0/3									0/3		0/3														1/3		3/0		3/0	1/3			5	9	35.71%				
VIC	Max Geering									0/3			3/1	3/0				1/3				0/3		3/0		3/1																						3/1		3/0	7	3	70.00%					
	Ahmed Hassan	3/0			3/1			0/3	2/3				3/1	3/0				1/3	3/1									2/3		3/0																		3/0	3/0			8	4	66.67%				
	Izac Ooi	2/3		3/0				0/3		0/3			3/1																																		3/0	3/1	5	4	55.56%							
	Anthony Silk			3/0	1/3				3/2			3/1	3/1			3/0		0/3											0/3	0/3																			6	5	54.55%							
VIC B	Matthew Bereza			3/2	0/3				0/3	0/3						3/2			0/3									0/3		1/3		1/3																		2	8	20.00%						
	Oscar Teakle	3/0		3/0					0/3	1/3	1/3		0/3																	0/3	1/3																			3	9	25.00%						
	Luke Van Zanten	3/1											1/3	0/3				0/3	0/3								0/3			0/3																			1	8	11.11%							
	Boswen Wang				1/3				0/3			1/3		3/1		3/1			0/3	0/3										1/3	1/3																		2	9	18.18%							

2023 National Championships

Under 19 Girls' Teams

New South Wales

Erin Ann
Kyra Chan
Megan Sun
Chung Yee Wong
Leonie Whiteford (NPC)

Victoria

Hasali Sanaya Buddhadasa
Nguyen Cherry Le
Yuhan Li

New South Wales "B"

Kailey Reddy
Natalie Tran
Mia Tu
Caitlin Yew
Allison Flood (NPC)

Victoria "B"

Brianna Hulston
Carly Jiang
Charlotte Lindorff

Last Updated: June 17, 2023 3:03 PM

2023 National Championships

Under 19 Girls' Teams

TEAM RESULTS

MATCH SCORES												
TEAMS		1	2	3	4	1	2	3	4	WINS	MP	PLACE
1	Victoria		5/2	7/0	6/1		6/1	7/0	7/0	6/0	12	1
2	New South Wales	2/5		6/1	6/1	1/6		7/0	6/1	4/2	10	2
3	New South Wales "B"	0/7	1/6		6/1	0/7	0/7		3/4	1/5	7	3
4	Victoria "B"	1/6	1/6	1/6		0/7	1/6	4/3		1/5	7	4

PROGRESSIVE RESULTS							
TEAMS		R1	R2	R3	R4	R5	R6
1	Victoria	7/0	6/1	5/2	7/0	7/0	6/1
2	New South Wales	6/1	6/1	2/5	6/1	7/0	1/6
3	New South Wales "B"	0/7	1/6	6/1	0/7	0/7	3/4
4	Victoria "B"	1/6	1/6	1/6	1/6	0/7	4/3

Last Updated: July 4, 2023 9:13 PM

TEAMS ANALYSIS
Under 19 Girls' Teams

	PLAYER	New South Wales				New South Wales "B"				Victoria			Victoria "B"			New South Wales				New South Wales "B"				Victoria			Victoria "B"			Wins	Losses	
		EA	KC	MS	CW	KR	NT	MT	CY	HB	NL	YL	BH	CJ	CL	EA	KC	MS	CW	KR	NT	MT	CY	HB	NL	YL	BH	CJ	CL			
NSW	Erin Ann					1/3			3/2	1/3		3/2								3/2		3/0								4	2	66.67%
	Kyra Chan					3/0		3/0			0/3	3/0		3/0	3/0						3/0	3/1			0/3	2/3	3/0	3/0	3/0	9	3	75.00%
	Megan Sun							3/2	3/0				2/3	3/0										0/3	1/3		3/0		3/1	5	3	62.50%
	Chung Yee Wong									0/3	0/3		3/2		3/1					3/0	3/1			1/3		3/0	3/0	3/1		7	3	70.00%
NSW B	Kailey Reddy	3/1	0/3								0/3	2/3		0/3	3/2	2/3			0/3					0/3	0/3					2	8	20.00%
	Natalie Tran												3/2	3/1			0/3		1/3						0/3	0/3	3/2	1/3		3	5	37.50%
	Mia Tu		0/3	2/3						0/3	0/3		3/0		3/0	0/3	1/3										0/3		3/2	3	7	30.00%
	Caitlin Yew	2/3		0/3						0/3		1/3												0/3		0/3		0/3	1/3	0	8	0.00%
VIC	Hasali Sanaya Buddhadasa	3/1			3/0			3/0	3/0				3/0		3/0		3/0	3/1	3/0			3/0					3/0	3/0	12	0	100.00%	
	Nguyen Cherry Le		3/0		3/0	3/0		3/0					3/0	3/0			3/0	3/1	3/0	3/0		3/0				3/0		3/0	12	0	100.00%	
	Yuhan Li	2/3	0/3			3/2			3/1					1/3	3/0		3/2		0/3								3/2	3/0		8	4	66.67%
VIC B	Brianna Hulston			3/2	2/3		2/3	0/3		0/3	0/3						0/3	0/3		2/3	3/0			0/3	2/3				2	10	16.67%	
	Carly Jiang		0/3	0/3		3/0	1/3				0/3	3/1					0/3		1/3		3/1		3/0	0/3		0/3				4	8	33.33%
	Charlotte Lindorff		0/3		1/3	2/3		0/3		0/3		0/3					0/3	1/3				2/3	3/1	0/3	0/3					1	11	8.33%

2023 National Championships

Under 17 Boys' Teams

New South Wales

Won Bae
Jeffrey Guo
Jett Kelen
Havin Shengali
Chau-Hung James Wong (NPC)

Queensland

Abiel Antony
Kane Chantarat
Jarryd Head

South Australia

Dave-Mathews Cherian
Guan Zhong Nath Fong
Thomas Kluska
Richard Weaver (NPC)

Victoria "B"

Domenico Gallicchio
Levi Geering
Eric Luk
Aviraj Singh

New South Wales "B"

Alex Huang
Justin Hyun
Ryan Ng
Juston Xu
Jietie Zeng (NPC)

Queensland "B"

Zac Difabrizio
Nolan Hao
Johnson Ming Fu Liu

Victoria

Colin Chen
Yousef Hassan
Justin Kwan
Lucas Lum

2023 National Championships

Under 17 Boys' Teams

TEAM RESULTS

MATCH SCORES											
TEAMS		1	2	3	4	5	6	7	WINS	MP	PLACE
1	New South Wales		7/0	6/1	7/0	7/0	7/0	7/0	6/0	12	1
2	Victoria	0/7		6/1	6/1	7/0	7/0	7/0	5/1	11	2
3	New South Wales "B"	1/6	1/6		3/4	5/2	6/1	7/0	3/3	9	4
4	Victoria "B"	0/7	1/6	4/3		4/3	5/2	6/1	4/2	10	3
5	Queensland	0/7	0/7	2/5	3/4		5/2	5/2	2/4	8	5
6	South Australia	0/7	0/7	1/6	2/5	2/5		6/1	1/5	7	6
7	Queensland "B"	0/7	0/7	0/7	1/6	2/5	1/6		0/6	6	7

PROGRESSIVE RESULTS								
TEAMS		R1	R2	R3	R4	R5	R6	R7
1	New South Wales	7/0		7/0	7/0	6/1	7/0	7/0
2	Victoria	7/0	7/0		7/0	6/1	6/1	0/7
3	New South Wales "B"	7/0	6/1	5/2		1/6	1/6	3/4
4	Victoria "B"		6/1	5/2	4/3	1/6	0/7	4/3
5	Queensland	0/7	0/7	2/5	3/4	5/2		5/2
6	South Australia	0/7	1/6	2/5	0/7		6/1	2/5
7	Queensland "B"	0/7	1/6	0/7	0/7	2/5	1/6	

Last Updated: July 4, 2023 9:39 PM

TEAMS ANALYSIS
Under 17 Boys' Teams

	PLAYER	New South Wales				New South Wales "B"				Queensland			Queensland "B"			South Australia			Victoria				Victoria "B"				Wins	Losses				
		WB	JG	JK	HS	AH	JH	RN	JX	AA	KC	JH	ZD	NH	JL	DC	GF	TK	CC	YH	JK	LL	DG	LG	EL	AS						
NSW	Won Bae										3/0	3/0	3/1	3/0		3/0	3/0		3/1	3/0								3/0		9	0	100.00%
	Jeffrey Guo					3/0		3/0					3/0		3/0		3/0	3/0		3/2	3/1				3/0	3/0		10	0	100.00%		
	Jett Kelen					3/2	0/3			3/1		3/1			3/0	3/1		3/2						3/1				7	1	87.50%		
	Havin Shengali						3/2	3/0		3/0	3/0			3/0					3/0		3/0			3/1	3/0			9	0	100.00%		
NSW B	Alex Huang		0/3	2/3						3/1		2/3	3/2	3/0		3/0	3/1				0/3			2/3	0/3			5	6	45.45%		
	Justin Hyun			3/0	2/3						3/0	3/0	3/1		3/0	3/0		3/0	3/0	2/3				2/3		3/2		9	3	75.00%		
	Ryan Ng		0/3		0/3						3/2				3/2		3/1	0/3	1/3		0/3			2/3		3/2		4	6	40.00%		
	Juston Xu									0/3				3/2							0/3							1	2	33.33%		
QLD	Abiel Antony			1/3	0/3	1/3			3/0					3/0	3/0	3/0	3/1				0/3	0/3	3/0	1/3			6	6	50.00%			
	Kane Chantarat	0/3			0/3		0/3	2/3					3/2		2/3	3/1		1/3		0/3		0/3		3/2	3/0		4	8	33.33%			
	Jarryd Head	0/3		1/3		3/2	0/3						1/3	3/0			2/3	3/2	0/3		0/3		0/3		2/3			3	9	25.00%		
QLD B	Zac Difabrizio	1/3	0/3			2/3	1/3				2/3	3/1				2/3		0/3		0/3	0/3				1/3	1	11	8.33%				
	Nolan Hao	0/3			0/3	0/3			2/3	0/3		0/3				3/0	0/3		0/3		1/3			0/3	1/3	1	11	8.33%				
	Johnson Ming Fu Liu		0/3	0/3			0/3	2/3		0/3	3/2						1/3	1/3	2/3	0/3			0/3		3/0	2	10	16.67%				
SA	Dave-Mathews Cherian	0/3		1/3		0/3	0/3			0/3	1/3		3/2	0/3						0/3	0/3			1/3		0/3		1	11	8.33%		
	Guan Zhong Nath Fong	0/3	0/3			1/3		1/3		1/3		3/2		3/0	3/1					2/3		0/3		1/3		3/1	4	8	33.33%			
	Thomas Kluska		0/3	2/3			0/3	3/0			3/1	2/3	3/0		3/1					1/3		2/3	3/0	1/3			5	7	41.67%			
VIC	Colin Chen	1/3			0/3		0/3	3/1				3/0		3/0	3/2		3/2							2/3		3/1		6	4	60.00%		
	Yousef Hassan	0/3	2/3				3/2		3/0		3/0		3/0		3/0	3/0		3/1						3/0	3/0	9	2	81.82%				
	Justin Kwan		1/3		0/3	3/0		3/0		3/0		3/0	3/0	3/1		3/0								3/0		8	2	80.00%				
	Lucas Lum									3/0	3/0						3/0	3/2						3/0		5	0	100.00%				
VIC B	Domenico Gallicchio					3/2		3/2		0/3		3/0	3/0		3/0	3/1		0/3										6	2	75.00%		
	Levi Geering			1/3	1/3	3/0	3/2			3/1	2/3						3/1	3/1	3/2		0/3							6	4	60.00%		
	Eric Luk		0/3		0/3						0/3	3/2		3/0	0/3					0/3		0/3					2	6	25.00%			
	Aviraj Singh	0/3	0/3				2/3	2/3					3/1	3/1		3/0	1/3		1/3	0/3								3	7	30.00%		

2023 National Championships

Under 17 Girls' Teams

New South Wales

Celine Chen
Yvonne Liu
Olina Qiao
Ally Zhang
Paul Uttley (NPC)

Presidents

Dahyeon Kang (NSW)
Claire Moon (NSW)
Erika Yong (ACT)
Jiajun Qiao (NSW) (NPC)

South Australia

Jayliah Do
Ella Glassenbury
Hanna Goh
Paul Glassenbury (NPC)

Victoria "B"

Valentine Chew
Darlene Ding
Bethany Lindorff

New South Wales "B"

Syanne Reddy
Jolene Wang
Justine Wu
Mona Xu
Connie Chan (NPC)

Queensland

Keira Connolly
Sithuki De Silva
Amelia Tu

Victoria

Yi-Jen Hsu
Inaaya Khan
Gabriella Osvath
Victoria Zhang

2023 National Championships

Under 17 Girls' Teams

TEAM RESULTS

MATCH SCORES											
TEAMS		1	2	3	4	5	6	7	WINS	MP	PLACE
1	Victoria		4/3	5/2	7/0	7/0	7/0	7/0	6/0	12	1
2	New South Wales	3/4		7/0	7/0	7/0	7/0	7/0	5/1	11	2
3	South Australia	2/5	0/7		4/3	4/3	2/5	6/1	3/3	9	3
4	Victoria "B"	0/7	0/7	3/4		3/4	3/4	6/1	1/5	7	6
5	New South Wales "B"	0/7	0/7	3/4	4/3		5/2	4/3	3/3	9	4
6	Presidents	0/7	0/7	5/2	4/3	2/5		3/4	2/4	8	5
7	Queensland	0/7	0/7	1/6	1/6	3/4	4/3		1/5	7	7

PROGRESSIVE RESULTS								
TEAMS		R1	R2	R3	R4	R5	R6	R7
1	Victoria	7/0		7/0	7/0	5/2	7/0	4/3
2	New South Wales	7/0	7/0		7/0	7/0	7/0	3/4
3	South Australia	6/1	2/5	4/3		2/5	0/7	4/3
4	Victoria "B"		6/1	3/4	3/4	0/7	0/7	3/4
5	New South Wales "B"	0/7	0/7	3/4	4/3	4/3		5/2
6	Presidents	0/7	5/2	4/3	0/7		3/4	2/5
7	Queensland	1/6	1/6	0/7	0/7	3/4	4/3	

Last Updated: July 4, 2023 9:08 PM

TEAMS ANALYSIS
Under 17 Girls' Teams

	PLAYER	New South Wales				New South Wales "B"				Presidents			Queensland			South Australia			Victoria				Victoria "B"					
		CC	YL	OQ	AZ	SR	JW	JW	MX	DK	CM	EY	KC	SD	AT	JD	EG	HG	YH	IK	GO	VZ	VC	DD	BL	Wins	Losses	
NSW	Celine Chen					3/0	3/0						3/0	3/0		3/0		3/1	1/3			0/3	3/0		3/1	8	2	80.00%
	Yvonne Liu										3/0	3/0				3/0	3/0		3/0	2/3				3/0	3/1	7	1	87.50%
	Olina Qiao						3/0	3/0		3/0	3/0		3/0		3/0		3/0	3/2		2/3		3/2				9	1	90.00%
	Ally Zhang					3/0		3/0		3/0		3/0		3/0	3/0								3/0	3/1		8	0	100.00%
NSW B	Syanne Reddy	0/3			0/3								0/3		0/3	3/0	1/3		0/3		0/3					1	7	12.50%
	Jolene Wang	0/3		0/3							3/2	3/0								0/3	1/3		3/2		2/3	3	5	37.50%
	Justine Wu			0/3	0/3					3/1		0/3		3/0	3/1		3/0	0/3					3/0	2/3		5	5	50.00%
	Mona Xu									3/0	3/1		3/0	3/0		3/0		0/3	0/3	0/3				3/1	1/3	6	4	60.00%
Pres	Dahyeon Kang			0/3	0/3			1/3	0/3				1/3		3/1	3/0		1/3	0/3			0/3	3/1	3/2		4	8	33.33%
	Claire Moon		0/3	0/3			2/3		1/3				1/3	3/2			3/0	0/3		0/3		0/3		0/3	0/3	2	10	16.67%
	Erika Yong		0/3		0/3		0/3	3/0						3/0	2/3	3/0	3/1			0/3	0/3		3/1		2/3	5	7	41.67%
QLD	Keira Connolly	0/3		0/3		3/0			0/3	3/1	3/1					3/0		0/3		0/3		0/3	3/2	1/3		5	7	41.67%
	Sithuki De Silva	0/3			0/3			0/3	0/3		2/3	0/3					1/3	0/3	0/3			0/3		0/3	0/3	0	12	0.00%
	Amelia Tu			0/3	0/3	3/0		1/3		1/3		3/2				0/3	2/3		0/3		2/3		2/3	2/3	2/3	2	10	16.67%
SA	Jayliah Do	0/3	0/3			0/3			0/3	0/3		0/3			3/0						1/3	0/3	3/2	0/3		2	10	16.67%
	Ella Glassenbury		0/3	0/3		3/1		0/3			0/3	1/3		3/1	3/2				0/3	0/3				1/3	1/3	3	9	25.00%
	Hanna Goh	1/3		2/3				3/0	3/0	3/1	3/0		3/0	3/0						3/1		3/1	3/1		3/0	10	2	83.33%
VIC	Yi-Jen Hsu	3/1	0/3			3/0			3/0	3/0				3/0	3/0		3/0									7	1	87.50%
	Inaaya Khan		3/2	3/2			3/0		3/0		3/0	3/0					3/0	1/3						3/0	3/0	10	1	90.91%
	Gabriella Osvath					3/0	3/1					3/0			3/2	3/1							3/0	3/0		7	0	100.00%
	Victoria Zhang	3/0		2/3						3/0	3/0		3/0	3/0		3/0		1/3					3/0		3/0	8	2	80.00%
VIC B	Valentine Chew	0/3			0/3		2/3	0/3		1/3		1/3	2/3		3/2	2/3		1/3			0/3	0/3				1	11	8.33%
	Darlene Ding		0/3		1/3			3/2	1/3	2/3	3/0		3/1	3/0		3/0	3/1			0/3	0/3					6	6	50.00%
	Bethany Lindorff	1/3	1/3				3/2		3/1		3/0	3/2		3/0	3/2		3/1	0/3		0/3		0/3				7	5	58.33%

2023 National Championships

Under 15 Boys' Teams

New South Wales

Richard Fu
Atsuto Hideura
Stephen Liu
Zongyi Xi
Paul Zhao (NPC)

Presidents "A"

Sebastian Lai (NT)
Vincent Lim (ACT)
Jayden Tran (ACT)
Larry Lim (ACT) (NPC)

Queensland

Stanley Cham
Lucas Green
Adeepa Keerthiratne

South Australia

Luke Chen
Hao Harry Jiang
Peter Zhang
Kay Crowell (NPC)

Victoria

Rivindu Buddhadasa
Zhongye Alex Huang
Chunting Li
Navik Rathnasinghe

Western Australia

Jethro Chen
David Smith
Isaac Zhao

New South Wales "B"

Nicolas Chee
Juno Choi
Lachlan Leung
Parker Wu
Simon Leung (NPC)

Presidents "B"

Swayam Bhatt (WA)
Myron Chu (WA)
Sean Li (NSW)
Tien Quach (NSW) (NPC)

Queensland "B"

Ashish Antony
Praveen Gunawardena
Ryuho Kobayashi
Austin O'Toole-Zhang

South Australia "B"

Thomas Davies
Lennox Jost
Callum J Robertson
Riley Trimmer
Owen Davies (NPC)

Victoria "B"

Niksa Jarausek
Patrick Jiang
Leonardo Nguyen
Ziheng Leo Zheng

2023 National Championships

Under 15 Boys' Teams

Seed	Team	Final Position
3	South Australia	1
4	Queensland	2
2	Victoria	3
1	New South Wales	4
5	New South Wales "B"	5
7	Queensland "B"	6
10	Western Australia	7
9	Presidents "B"	8
6	Victoria "B"	9
8	Presidents "A"	10
11	South Australia "B"	11

Last Updated: July 4, 2023 9:43 PM

2023 National Championships

Under 15 Boys' Teams - Playoff Positions 1-4

Playoff Positions 1-4

<i>New South Wales</i>	
<i>Queensland</i>	<i>Queensland</i> 4 - 2
<i>South Australia</i>	<i>South Australia</i> 4 - 2
<i>Victoria</i>	<i>South Australia</i> 4 - 2
	Position 3 <i>Victoria</i> 4 - 3

Last Updated: July 4, 2023 8:53 PM

2023 National Championships

Under 15 Boys' Teams - Playoff Positions 5-8

Playoff Positions 5-8

<i>Queensland "B"</i>	
<i>Western Australia</i>	<i>Queensland "B"</i> 4 - 2
<i>Presidents "B"</i>	<i>New South Wales "B"</i> 4 - 1
<i>New South Wales "B"</i>	<i>New South Wales "B"</i> 4 - 2
	Position 7 <i>Western Australia</i> 4 - 1

Last Updated: July 4, 2023 8:44 PM

2023 National Championships

Under 15 Boys' Teams - Playoff Positions 9-11

TEAM RESULTS

MATCH SCORES								
TEAMS		1	2	3	4	WINS	MP	PLACE
1	Presidents "A"			4/0	0/4	1/1	3	2
2						0/0	0	
3	South Australia "B"	0/4			0/4	0/2	2	3
4	Victoria "B"	4/0		4/0		2/0	4	1

PROGRESSIVE RESULTS				
TEAMS		R1	R2	R3
1	Presidents "A"	4/0	0/4	
2				
3	South Australia "B"	0/4		0/4
4	Victoria "B"		4/0	4/0

Last Updated: July 4, 2023 4:53 PM

2023 National Championships

Under 15 Boys' Teams - Division A

TEAM RESULTS

MATCH SCORES									
TEAMS		1	2	3	4	5	WINS	MP	PLACE
1	New South Wales		5/2	7/0	7/0	7/0	4/0	8	1
2	South Australia	2/5		6/1	6/1	6/1	3/1	7	2
3	Victoria "B"	0/7	1/6		3/4	2/5	0/4	4	5
4	Queensland "B"	0/7	1/6	4/3		4/3	2/2	6	3
5	Presidents "B"	0/7	1/6	5/2	3/4		1/3	5	4

PROGRESSIVE RESULTS						
TEAMS		R1	R2	R3	R4	R5
1	New South Wales	7/0		7/0	7/0	5/2
2	South Australia	6/1	6/1		6/1	2/5
3	Victoria "B"		2/5	0/7	1/6	3/4
4	Queensland "B"	0/7	1/6	4/3		4/3
5	Presidents "B"	1/6	5/2	3/4	0/7	

Last Updated: July 3, 2023 6:20 PM

2023 National Championships

Under 15 Boys' Teams - Division B

TEAM RESULTS

MATCH SCORES										
TEAMS		1	2	3	4	5	6	WINS	MP	PLACE
1	Victoria		4/3	5/2	7/0	7/0	7/0	5/0	10	1
2	Queensland	3/4		4/3	6/1	6/1	7/0	4/1	9	2
3	New South Wales "B"	2/5	3/4		5/2	4/3	7/0	3/2	8	3
4	Presidents "A"	0/7	1/6	2/5		3/4	7/0	1/4	6	5
5	Western Australia	0/7	1/6	3/4	4/3		7/0	2/3	7	4
6	South Australia "B"	0/7	0/7	0/7	0/7	0/7		0/5	5	6

PROGRESSIVE RESULTS						
TEAMS		R1	R2	R3	R4	R5
1	Victoria	7/0	7/0	5/2	7/0	4/3
2	Queensland	6/1	6/1	7/0	4/3	3/4
3	New South Wales "B"	7/0	4/3	2/5	3/4	5/2
4	Presidents "A"	0/7	1/6	3/4	7/0	2/5
5	Western Australia	1/6	3/4	4/3	0/7	7/0
6	South Australia "B"	0/7	0/7	0/7	0/7	0/7

Last Updated: July 3, 2023 6:33 PM

TEAMS ANALYSIS

Under 15 Boys' Teams

	PLAYER	Wins	Losses	
NSW	Richard Fu	5	5	50.00%
	Atsuto Hideura	6	2	75.00%
	Stephen Liu	12	0	100.00%
	Zongyi Xi	4	1	80.00%
NSW B	Nicolas Chee	5	4	55.56%
	Juno Choi	6	4	60.00%
	Lachlan Leung	12	1	92.31%
	Parker Wu	2	5	28.57%
Prs A	Sebastian Lai	7	5	58.33%
	Vincent Lim	3	9	25.00%
	Jayden Tran	5	7	41.67%
Prs B	Swayam Bhatt	1	10	9.09%
	Myron Chu	2	8	20.00%
	Sean Li	6	6	50.00%
QLD	Stanley Cham	8	5	61.54%
	Lucas Green	9	4	69.23%
	Adeepa Keerthiratne	9	5	64.29%
QLD B	Ashish Antony	1	6	14.29%
	Praveen Gunawardena	2	6	25.00%
	Ryuh Kobayashi	6	3	66.67%
	Austin O'Toole-Zhang	5	4	55.56%
SA	Luke Chen	12	0	100.00%
	Hao Harry Jiang	3	8	27.27%
	Peter Zhang	8	3	72.73%
SA B	Thomas Davies	0	10	0.00%
	Lennox Jost	0	7	0.00%
	Callum J Robertson	0	9	0.00%
	Riley Trimmer	0	10	0.00%
VIC	Rivindu Buddhadasa	9	4	69.23%
	Zhongye Alex Huang	10	1	90.91%
	Chunting Li	6	1	85.71%
	Navik Rathnasinghe	6	4	60.00%
VIC B	Niksa Jarausek	6	3	66.67%
	Patrick Jiang	2	5	28.57%
	Leonardo Nguyen	2	4	33.33%
	Ziheng Leo Zheng	1	7	12.50%
WA	Jethro Chen	9	5	64.29%
	David Smith	3	10	23.08%
	Isaac Zhao	5	7	41.67%

TEAMS ANALYSIS
Under 15 Boys' Teams - Playoff Positions 1-4

	PLAYER	New South Wales				Queensland			South Australia			Victoria				Wins	Losses	
		RF	AH	SL	ZX	SC	LG	AK	LC	HJ	PZ	RB	ZH	CL	NR			
NSW	Richard Fu						0/3	1/3							0/3	0	4	0.00%
	Atsuto Hideura											3/0	1/3			1	1	50.00%
	Stephen Liu					3/0		3/0				3/1			3/0	4	0	100.00%
	Zongyi Xi						1/3									0	1	0.00%
QLD	Stanley Cham			0/3					0/3	3/1						1	2	33.33%
	Lucas Green	3/0			3/1				0/3							2	1	66.67%
	Adeepa Keerthiratne	3/1		0/3						3/0	2/3					2	2	50.00%
SA	Luke Chen					3/0	3/0						3/0	3/0		4	0	100.00%
	Hao Harry Jiang					1/3		0/3				1/3				0	3	0.00%
	Peter Zhang							3/2				3/2	0/3			2	1	66.67%
VIC	Rivindu Buddhadasa		0/3	1/3						3/1	2/3					1	3	25.00%
	Zhongye Alex Huang	3/1	3/1						0/3		3/0					3	1	75.00%
	Chunting Li								0/3							0	1	0.00%
	Navik Rathnasinghe	3/0		0/3												1	1	50.00%

Under 15 Boys' Teams - Playoff Positions 5-8

	PLAYER	New South Wales "B"				Presidents "B"			Queensland "B"				Western Australia			Wins	Losses				
		NC	JC	LL	PW	SB	MC	SL	AA	PG	RK	AO	JC	DS	IZ						
NSW B	Nicolas Chee										2/3							0	1	0.00%	
	Juno Choi					3/1	3/1					3/1						3	0	100.00%	
	Lachlan Leung					3/1		3/1	3/0		3/2							4	0	100.00%	
	Parker Wu							2/3										0	1	0.00%	
Prs B	Swayam Bhatt		1/3	1/3												1/3		0	3	0.00%	
	Myron Chu		1/3										0/3					0	2	0.00%	
	Sean Li			1/3	3/2								1/3	3/1				2	2	50.00%	
QLD B	Ashish Antony			0/3														0	1	0.00%	
	Praveen Gunawardena												3/1	0/3				1	1	50.00%	
	Ryuhō Kobayashi	3/2		2/3									3/2					2	1	66.67%	
	Austin O'Toole-Zhang		1/3										3/2	3/1				2	1	66.67%	
WA	Jethro Chen						3/0	3/1			2/3	2/3							2	2	50.00%
	David Smith							1/3		1/3		1/3							0	3	0.00%
	Isaac Zhao					3/1				3/0									2	0	100.00%

Under 15 Boys' Teams - Playoff Positions 9-11

	PLAYER	Presidents "A"			South Australia "B"				Victoria "B"				Wins	Losses	
		SL	VL	JT	TD	LJ	CR	RT	NJ	PJ	LN	ZZ			
Prs A	Sebastian Lai							3/0					1	1	50.00%
	Vincent Lim				3/2				1/3				1	1	50.00%
	Jayden Tran					3/0					0/3		1	1	50.00%
SA B	Thomas Davies		2/3						1/3				0	2	0.00%
	Lennox Jost			0/3									0	1	0.00%
	Callum J Robertson										0/3		0	1	0.00%
	Riley Trimmer	0/3									0/3		0	2	0.00%
VIC B	Niksa Jarausek		3/1		3/1								2	0	100.00%
	Patrick Jiang	3/1											1	0	100.00%
	Leonardo Nguyen			3/0				3/0					2	0	100.00%
	Ziheng Leo Zheng						3/0						1	0	100.00%

TEAMS ANALYSIS

Under 15 Boys' Teams - Division A

	PLAYER	New South Wales				Presidents "B"			Queensland "B"				South Australia			Victoria "B"				Wins	Losses					
		RF	AH	SL	ZX	SB	MC	SL	AA	PG	RK	AO	LC	HJ	PZ	NJ	PJ	LN	ZZ							
NSW	Richard Fu							3/0	3/0		3/0				0/3				3/1		3/0	5	1	83.33%		
	Atsuto Hideura							3/0			3/0	3/1			0/3	3/0			3/0			5	1	83.33%		
	Stephen Liu							3/0	3/1	3/0	3/0					3/0	3/0			3/0	3/0	8	0	100.00%		
	Zongyi Xi							3/1	3/0								3/1				3/0	4	0	100.00%		
Prs B	Swayam Bhatt		0/3		1/3						1/3	1/3			2/3	0/3			0/3	3/2				1	7	12.50%
	Myron Chu			0/3	0/3						3/1	0/3			0/3	0/3	1/3				3/2	2	6	25.00%		
	Sean Li	0/3		1/3							3/0		2/3	0/3	3/2			3/2	3/2			4	4	50.00%		
QLD B	Ashish Antony	0/3		0/3											0/3	0/3			1/3			3/0	1	5	16.67%	
	Praveen Gunawardena		0/3	0/3				1/3	0/3							3/0	1/3						1	5	16.67%	
	Ryuh Kobayashi	0/3	1/3					3/1	3/0											3/0	3/0	4	2	66.67%		
	Austin O'Toole-Zhang							3/1		3/2					0/3		1/3	0/3			3/2	3	3	50.00%		
SA	Luke Chen	3/0	3/0					3/0	3/0	3/0			3/0						3/0	3/1		8	0	100.00%		
	Hao Harry Jiang		0/3	0/3				3/2	2/3	3/0	0/3								0/3		3/2	3	5	37.50%		
	Peter Zhang			0/3	1/3	3/0	3/0				3/1		3/1						3/1		3/0	6	2	75.00%		
VIC B	Niksa Jarausek		0/3					3/1	2/3	3/1			3/0	0/3	3/0							4	3	57.14%		
	Patrick Jiang	1/3		0/3				3/0	2/3						1/3			1/3				1	5	16.67%		
	Leonardo Nguyen			0/3				2/3					0/3	2/3								0	4	0.00%		
	Ziheng Leo Zheng	0/3		0/3				2/3		0/3			0/3		2/3	0/3						0	7	0.00%		

Under 15 Boys' Teams - Division B

	PLAYER	New South Wales "B"				Presidents "A"			Queensland			South Australia "B"				Victoria				Western Australia			Wins	Losses				
		NC	JC	LL	PW	SL	VL	JT	SC	LG	AK	TD	LJ	CR	RT	RB	ZH	CL	NR	JC	DS	IZ						
NSW B	Nicolas Chee						3/1		2/3		3/2							2/3		2/3			3/1	3/0	5	3	62.50%	
	Juno Choi						3/1			1/3	2/3				3/0		3/2	0/3	1/3					3	4	42.86%		
	Lachlan Leung						3/1	3/0	3/1	3/1					3/0			3/1		3/1	2/3	3/0			8	1	88.89%	
	Parker Wu						1/3	0/3				3/1			3/0						1/3			2/3	2	4	33.33%	
Prs A	Sebastian Lai		1/3		3/1					3/2	0/3			3/0	3/0				0/3	0/3			3/1	3/2	6	4	60.00%	
	Vincent Lim	1/3		1/3					0/3	1/3				3/2			3/1		0/3	2/3	0/3	1/3			2	8	20.00%	
	Jayden Tran			0/3	3/0				0/3		0/3			3/2			3/2	0/3		2/3	1/3			3/0	4	6	40.00%	
QLD	Stanley Cham	3/2		1/3				3/0	3/0							3/0			2/3	3/2	0/3			3/1	7	3	70.00%	
	Lucas Green		3/1	1/3				2/3	3/1							3/0			0/3		3/1			3/1	3/0	7	3	70.00%
	Adeepa Keerthirathe	2/3	3/2					3/0	3/0							3/1	3/1	3/0	2/3	1/3			3/0	3/0	7	3	70.00%	
SA B	Thomas Davies				1/3		2/3		0/3	0/3								0/3	0/3	1/3	1/3			0	8	0.00%		
	Lennox Jost	0/3	0/3			0/3		2/3			1/3									0/3				0	6	0.00%		
	Callum J Robertson			0/3	0/3	0/3				0/3									0/3		1/3	1/3		0	8	0.00%		
	Riley Trimmer		2/3				1/3	2/3	0/3		0/3								0/3			0/3		0	8	0.00%		
VIC	Rivindu Buddhadasa		3/0	1/3				3/0		3/0	3/2				3/0	3/0							3/1	3/1	8	1	88.89%	
	Zhongye Alex Huang	3/2	3/1					3/0		3/2		3/1											3/1	3/0	7	0	100.00%	
	Chunting Li							3/0	3/2						3/0								3/0		6	0	100.00%	
	Navik Rathnasinghe	3/2		1/3				3/0		3/2	2/3	1/3				3/0		3/0							5	3	62.50%	
WA	Jethro Chen			3/2	3/1			3/0	3/1	3/0		0/3			3/1	3/0				1/3	0/3				7	3	70.00%	
	David Smith	1/3		0/3				1/3	3/1			0/3			3/1		3/1		1/3	0/3					3	7	30.00%	
	Isaac Zhao	0/3			3/2	2/3		0/3		1/3	0/3						3/1	3/0	1/3		1/3				3	7	30.00%	

2023 National Championships

Under 15 Girls' Teams

New South Wales

Chloe Cheng
Cynthia Huang
Daisy Xie
Kathleen Yeung
Jenny Ren (NPC)

Presidents

Enpei Chen (NSW)
Chelsea Wu (WA)
April Zeng (NSW)
Johnny Wu (WA) (NPC)

Victoria

Esmé Ho
Foebe Ho
Yu Lily Li
Swetha Sundaresan

New South Wales "B"

Lynette Ha
Serina Lee
Hannah Li
Xuan Diem Mai
Eun Sil Lee (NPC)

Queensland

Taleisha Gaeta
Sithuki Hewamadduma
Scarlett Ira
Haneul Kim

2023 National Championships

Under 15 Girls' Teams

TEAM RESULTS

MATCH SCORES									
TEAMS		1	2	3	4	5	WINS	MP	PLACE
1	New South Wales		5/2	7/0	7/0	6/1	4/0	8	1
2	Queensland	2/5		3/4	2/5	4/3	1/3	5	4
3	New South Wales "B"	0/7	4/3		4/3	4/3	3/1	7	2
4	Victoria	0/7	5/2	3/4		6/1	2/2	6	3
5	Presidents	1/6	3/4	3/4	1/6		0/4	4	5

PROGRESSIVE RESULTS						
TEAMS		R1	R2	R3	R4	R5
1	New South Wales	7/0		7/0	6/1	5/2
2	Queensland	4/3	2/5		3/4	2/5
3	New South Wales "B"		4/3	0/7	4/3	4/3
4	Victoria	0/7	5/2	6/1		3/4
5	Presidents	3/4	3/4	1/6	1/6	

Last Updated: July 4, 2023 9:36 PM

TEAMS ANALYSIS
Under 15 Girls' Teams

	PLAYER	New South Wales				New South Wales "B"				Presidents			Queensland				Victoria				Wins	Losses	
		CC	CH	DX	KY	LH	SL	HL	XM	EC	CW	AZ	TG	SH	SI	HK	EH	FH	YL	SS			
NSW	Chloe Cheng					3/0			3/1						3/0	3/1	3/0			3/0	6	0	100.00%
	Cynthia Huang						3/2				3/0	3/2	3/2					3/0	3/1		6	0	100.00%
	Daisy Xie					3/0				3/1	3/0		2/3		3/1				3/1	3/0	6	1	85.71%
	Kathleen Yeung						3/0		3/2	3/0		2/3		3/0							4	1	80.00%
NSW B	Lynette Ha	0/3		0/3						2/3		3/1									1	3	25.00%
	Serina Lee		2/3		0/3								3/2		2/3			3/0	1/3		2	4	33.33%
	Hannah Li										0/3	3/1			3/2	3/0	0/3	3/0			4	2	66.67%
	Xuan Diem Mai	1/3			2/3					3/0	2/3		0/3			3/1	1/3		3/0		3	5	37.50%
Pres	Enpei Chen			1/3	0/3	3/2			0/3				3/2			3/1		1/3		3/0	4	4	50.00%
	Chelsea Wu		0/3	0/3				3/0	3/2				2/3		3/0		1/3		1/3		3	5	37.50%
	April Zeng		2/3		3/2	1/3		1/3							0/3	1/3	0/3	0/3			1	7	12.50%
QLD	Taleisha Gaeta		2/3	3/2			2/3		3/0	2/3	3/2							3/1	3/2		5	3	62.50%
	Sithuki Hewamadduma				0/3												0/3				0	2	0.00%
	Scarlett Ira	0/3		1/3			3/2	2/3			0/3	3/0								0/3	2	5	28.57%
	Haneul Kim	1/3						0/3	1/3	1/3		3/1					2/3		1/3		1	6	14.29%
VIC	Esmé Ho	0/3						3/0	3/1		3/1	3/0		3/0		3/2					6	1	85.71%
	Foebe Ho		0/3				0/3	0/3		3/1		3/0	1/3								2	4	33.33%
	Yu Lily Li		1/3	1/3			3/1		0/3		3/1		2/3			3/1					3	4	42.86%
	Swetha Sundaresan	0/3		0/3						0/3					3/0						1	3	25.00%

2023 National Championships

Under 13 Boys' Teams

Aust Capital Territory

Audie Huang
Isidore Ireland
Hamzah Mughal

New South Wales "B"

Aaron Cheong
Craig Kelly
Ian Yixing Lin
Robert Moon
Zhengcun Pei (NPC)

Queensland

Jingyu Huang
Owen Jin
Malakai Lamby
Han Leung

South Australia

Hadrian De Palo
Lawrence Fan
Steven So
Kay Crowell (NPC)

Victoria

Joshua Ding
Aaron Nguyen
Omar Thabet
Thejashvin Vinodhkumar

Western Australia

Aaron Burnet
Pui Yin James Ho
Kye Ng
Steve Burnet (NPC)

New South Wales

Nathan Chan
Andrew Li
Leonard Piyachai
Marc Tang
Guy Fainbloom (NPC)

Presidents

Joshua Bu (NSW)
Samuel Kuang (WA)
Ollie Xia (VIC)
Charith Chowdha Yandrapally ()
Alexander Li (NSW) (NPC)

Queensland "B"

Jaden Cao
Lincoln Carter
Xavier Lin
William Searle

South Australia "B"

Asher Chen
Patrick Lee
Jonathan Lim
Owen Davies (NPC)

Victoria "B"

Andy Song
Kevin Su
Ocean Yang
Aiden You

2023 National Championships

Under 13 Boys' Teams

Seed	Team	Final Position
1	South Australia	1
8	Queensland	2
4	Victoria "B"	3
2	Victoria	4
3	New South Wales	5
5	Western Australia	6
7	New South Wales "B"	7
6	Aust Capital Territory	8
10	Queensland "B"	9
11	South Australia "B"	10
9	Presidents	11

Last Updated: July 4, 2023 9:43 PM

2023 National Championships

Under 13 Boys' Teams - Playoff Positions 1-4

Playoff Positions 1-4

<i>South Australia</i>	<i>South Australia</i> 4 - 1
<i>Victoria</i>	<i>South Australia</i> 4 - 2
<i>Victoria "B"</i>	<i>Queensland</i> 4 - 3
<i>Queensland</i>	Position 3 <i>Victoria "B"</i> 4 - 2

Last Updated: July 4, 2023 9:02 PM

2023 National Championships

Under 13 Boys' Teams - Playoff Positions 5-8

Playoff Positions 5-8

<i>New South Wales</i>	
<i>New South Wales "B"</i>	<i>New South Wales</i> 4 - 1
<i>Aust Capital Territory</i>	<i>New South Wales</i> 4 - 0
<i>Western Australia</i>	<i>Western Australia</i> 6 - 1
	Position 7 <i>New South Wales "B"</i> 5 - 2

Last Updated: July 4, 2023 5:55 PM

2023 National Championships

Under 13 Boys' Teams - Playoff Positions 9-11

TEAM RESULTS

MATCH SCORES								
TEAMS		1	2	3	4	WINS	MP	PLACE
1	Presidents			2/4	1/4	0/2	2	3
2						0/0	0	
3	South Australia "B"	4/2			3/4	1/1	3	2
4	Queensland "B"	4/1		4/3		2/0	4	1

PROGRESSIVE RESULTS				
TEAMS		R1	R2	R3
1	Presidents	2/4	1/4	
2				
3	South Australia "B"	4/2		3/4
4	Queensland "B"		4/1	4/3

Last Updated: July 4, 2023 6:15 PM

2023 National Championships

Under 13 Boys' Teams - Division A

TEAM RESULTS

MATCH SCORES									
TEAMS		1	2	3	4	5	WINS	MP	PLACE
1	South Australia		7/0	7/0	7/0	7/0	4/0	8	1
2	Victoria "B"	0/7		7/0	4/3	5/2	3/1	7	2
3	Western Australia	0/7	0/7		6/1	4/3	2/2	6	3
4	New South Wales "B"	0/7	3/4	1/6		5/2	1/3	5	4
5	Queensland "B"	0/7	2/5	3/4	2/5		0/4	4	5

PROGRESSIVE RESULTS						
TEAMS		R1	R2	R3	R4	R5
1	South Australia	7/0		7/0	7/0	7/0
2	Victoria "B"	5/2	4/3		7/0	0/7
3	Western Australia		4/3	0/7	0/7	6/1
4	New South Wales "B"	0/7	3/4	5/2		1/6
5	Queensland "B"	2/5	3/4	2/5	0/7	

Last Updated: July 3, 2023 6:18 PM

2023 National Championships

Under 13 Boys' Teams - Division B

TEAM RESULTS

MATCH SCORES										
TEAMS		1	2	3	4	5	6	WINS	MP	PLACE
1	Victoria		5/2	4/3	3/4	7/0	7/0	4/1	9	2
2	New South Wales	2/5		6/1	3/4	7/0	7/0	3/2	8	3
3	Aust Capital Territory	3/4	1/6		1/6	5/2	4/3	2/3	7	4
4	Queensland	4/3	4/3	6/1		6/1	6/1	5/0	10	1
5	Presidents	0/7	0/7	2/5	1/6		4/3	1/4	6	5
6	South Australia "B"	0/7	0/7	3/4	1/6	3/4		0/5	5	6

PROGRESSIVE RESULTS						
TEAMS		R1	R2	R3	R4	R5
1	Victoria	3/4	7/0	4/3	7/0	5/2
2	New South Wales	7/0	3/4	7/0	6/1	2/5
3	Aust Capital Territory	4/3	5/2	3/4	1/6	1/6
4	Queensland	4/3	4/3	6/1	6/1	6/1
5	Presidents	0/7	2/5	1/6	0/7	4/3
6	South Australia "B"	3/4	0/7	0/7	1/6	3/4

Last Updated: July 3, 2023 7:04 PM

TEAMS ANALYSIS

Under 13 Boys' Teams

	PLAYER	Wins	Losses	
ACT	Audie Huang	0	14	0.00%
	Isidore Ireland	11	3	78.57%
	Hamzah Mughal	3	11	21.43%
NSW	Nathan Chan	6	4	60.00%
	Andrew Li	10	2	83.33%
	Leonard Piyachai	8	1	88.89%
	Marc Tang	4	2	66.67%
NSW B	Aaron Cheong	3	6	33.33%
	Craig Kelly	1	4	20.00%
	Ian Yixing Lin	7	5	58.33%
	Robert Moon	3	5	37.50%
Pres	Joshua Bu	5	6	45.45%
	Samuel Kuang	0	7	0.00%
	Ollie Xia	3	8	27.27%
	Charith Chowdha Yand	2	8	20.00%
QLD	Jingyu Huang	14	0	100.00%
	Owen Jin	8	6	57.14%
	Malakai Lamby	2	2	50.00%
	Han Leung	2	7	22.22%
QLD B	Jaden Cao	4	4	50.00%
	Lincoln Carter	4	4	50.00%
	Xavier Lin	1	8	11.11%
	William Searle	2	7	22.22%
SA	Hadrian De Palo	9	1	90.00%
	Lawrence Fan	11	0	100.00%
	Steven So	11	1	91.67%
SA B	Asher Chen	5	9	35.71%
	Patrick Lee	2	11	15.38%
	Jonathan Lim	5	9	35.71%
VIC	Joshua Ding	4	6	40.00%
	Aaron Nguyen	6	4	60.00%
	Omar Thabet	6	3	66.67%
	Thejashvin Vinodhkum	8	2	80.00%
VIC B	Andy Song	3	6	33.33%
	Kevin Su	9	3	75.00%
	Ocean Yang	1	1	50.00%
	Aiden You	8	4	66.67%
WA	Aaron Burnet	5	6	45.45%
	Pui Yin James Ho	5	6	45.45%
	Kye Ng	3	8	27.27%

TEAMS ANALYSIS
Under 13 Boys' Teams - Playoff Positions 1-4

	PLAYER	Queensland			South Australia			Victoria				Victoria "B"			Wins	Losses	
		JH	OJ	HL	HD	LF	SS	JD	AN	OT	TV	AS	KS	AY			
QLD	Jingyu Huang				3/0		3/0						3/0	3/0	4	0	100.00%
	Owen Jin					0/3	0/3					3/1	0/3		1	3	25.00%
	Han Leung					0/3						0/3		0/3	0	3	0.00%
SA	Hadrian De Palo	0/3									3/2				1	1	50.00%
	Lawrence Fan		3/0	3/0				3/0							3	0	100.00%
	Steven So	0/3	3/0					3/1	3/1						3	1	75.00%
VIC	Joshua Ding					0/3	1/3						0/3	2/3	0	4	0.00%
	Aaron Nguyen						1/3					3/1	0/3		1	2	33.33%
	Omar Thabet												0/3		0	1	0.00%
	Thejashvin Vinodhkumar				2/3										0	1	0.00%
VIC B	Andy Song		1/3	3/0					1/3						1	2	33.33%
	Kevin Su	0/3	3/0					3/0	3/0						3	1	75.00%
	Aiden You	0/3		3/0				3/2		3/0					3	1	75.00%

Under 13 Boys' Teams - Playoff Positions 5-8

	PLAYER	Aust Capital Territory				New South Wales				New South Wales "B"				Western Australia					
		AH	II	HM		NC	AL	LP	MT	AC	CK	IL	RM	AB	PH	KN	Wins	Losses	
ACT	Audie Huang									0/3		0/3			0/3	1/3	0	4	0.00%
	Isidore Ireland											3/1	3/0	0/3	3/1		3	1	75.00%
	Hamzah Mughal									2/3			2/3	2/3		0/3	0	4	0.00%
NSW	Nathan Chan											0/3					0	1	0.00%
	Andrew Li										3/0	3/2		3/1			3	0	100.00%
	Leonard Piyachai												3/0		3/0		2	0	100.00%
	Marc Tang														3/2		1	0	100.00%
NSW B	Aaron Cheong	3/0		3/2													2	0	100.00%
	Craig Kelly						0/3										0	1	0.00%
	Ian Yixing Lin	3/0	1/3			3/0	2/3										2	2	50.00%
	Robert Moon		0/3	3/2				0/3									1	2	33.33%
WA	Aaron Burnet		3/0	3/2			1/3										2	1	66.67%
	Pui Yin James Ho	3/0	1/3					0/3									1	2	33.33%
	Kye Ng	3/1		3/0				2/3									2	1	66.67%

Under 13 Boys' Teams - Playoff Positions 9-11

	PLAYER	Presidents				Queensland "B"				South Australia "B"			Wins	Losses	
		JB	SK	OX	CY	JC	LC	XL	WS	AC	PL	JL			
Pres	Joshua Bu							3/1		2/3	3/1		2	1	66.67%
	Samuel Kuang						0/3						0	1	0.00%
	Ollie Xia						2/3		2/3		3/1		1	2	33.33%
	Charith Chowdha Yandrapally									2/3	0/3		0	2	0.00%
QLD B	Jaden Cao									3/2	3/0		2	0	100.00%
	Lincoln Carter		3/0	3/2									2	0	100.00%
	Xavier Lin	1/3									0/3	3/2	1	2	33.33%
	William Searle			3/2						0/3	0/3		1	2	33.33%
SA B	Asher Chen	3/2			3/2	2/3			3/0				3	1	75.00%
	Patrick Lee	1/3						3/0	3/0				2	1	66.67%
	Jonathan Lim		1/3	3/0	0/3			2/3					1	3	25.00%

TEAMS ANALYSIS
Under 13 Boys' Teams - Division A

	PLAYER	New South Wales "B"				Queensland "B"				South Australia			Victoria "B"				Western Australia			Wins	Losses	
		A C	C K	I L	R M	J C	L C	X L	W S	H D	L F	S S	A S	K S	O Y	A Y	A B	P H	K N			
NSW B	Aaron Cheong					1/3		3/0			0/3	0/3		0/3		0/3			0/3	1	6	14.29%
	Craig Kelly										0/3		3/2	0/3			2/3			1	3	25.00%
	Ian Yixing Lin					3/1			3/0	0/3		1/3	3/0			3/2		1/3	3/0	5	3	62.50%
	Robert Moon							3/0	3/0	1/3							2/3	0/3		2	3	40.00%
QLD B	Jaden Cao	3/1		1/3										0/3		0/3	3/1	0/3		2	4	33.33%
	Lincoln Carter										0/3	0/3		0/3	3/0			0/3	3/0	2	4	33.33%
	Xavier Lin	0/3			0/3					0/3	0/3				2/3	0/3				0	6	0.00%
	William Searle			0/3	0/3					0/3		1/3					0/3		3/1	1	5	16.67%
SA	Hadrian De Palo			3/0	3/1			3/0	3/0				3/0			3/1	3/0		3/1	8	0	100.00%
	Lawrence Fan	3/0	3/0				3/0	3/0						3/0		3/0		3/0	3/0	8	0	100.00%
	Steven So	3/0		3/1			3/0		3/1				3/0	3/1			3/0	3/0		8	0	100.00%
VIC B	Andy Song		2/3	0/3						0/3		0/3						3/1	3/1	2	4	33.33%
	Kevin Su	3/0	3/0			3/0	3/0				0/3	1/3					3/1	3/0		6	2	75.00%
	Ocean Yang						0/3	3/2												1	1	50.00%
	Aiden You	3/0		2/3		3/0		3/0		1/3	0/3						3/1		3/0	5	3	62.50%
WA	Aaron Burnet		3/2		3/2	1/3			3/0	0/3		0/3		1/3		1/3				3	5	37.50%
	Pui Yin James Ho			3/1	3/0	3/0	3/0				0/3	0/3	1/3	0/3						4	4	50.00%
	Kye Ng	3/0		0/3			0/3	1/3		1/3	0/3		1/3			0/3				1	7	12.50%

Under 13 Boys' Teams - Division B

	PLAYER	Aust Capital Territory			New South Wales				Presidents				Queensland				South Australia "B"			Victoria			Wins	Losses		
		A H	I I	H M	N C	A L	L P	M T	J B	S K	O X	C Y	J H	O J	M L	H L	A C	P L	J L	J D	A N	O T				T V
ACT	Audie Huang					0/3	0/3				1/3	0/3	0/3			0/3	0/3		0/3	0/3			0/3	0	10	0.00%
	Isidore Ireland					1/3		3/2	3/0		3/0		0/3	3/0			3/0	3/0		3/2		3/2		8	2	80.00%
	Hamzah Mughal				2/3		0/3		3/1			3/0		0/3		2/3		3/2	2/3			0/3	0/3	3	7	30.00%
NSW	Nathan Chan			3/2						3/0	3/0			1/3		3/2		3/2	3/0			0/3	1/3	6	3	66.67%
	Andrew Li	3/0	3/1							3/0	3/0	0/3			3/0	3/1	3/1						1/3	7	2	77.78%
	Leonard Piyachai	3/0		3/0							3/0		2/3	3/0							3/2	3/2		6	1	85.71%
	Marc Tang		2/3							3/0							3/2	3/0	2/3					3	2	60.00%
Pres	Joshua Bu		0/3	1/3										0/3	3/1			3/1	3/1	1/3	0/3			3	5	37.50%
	Samuel Kuang					0/3		0/3					0/3		0/3						0/3	0/3		0	6	0.00%
	Ollie Xia	3/1	0/3		0/3		0/3										3/1		1/3		0/3	0/3		2	6	25.00%
	Charith Chowdha Yandrapally	3/0		0/3	0/3	0/3							0/3	0/3			2/3	3/0						2	6	25.00%
QLD	Jingyu Huang	3/0	3/0			3/0	3/2			3/0		3/0					3/0	3/0		3/0	3/2			10	0	100.00%
	Owen Jin		0/3	3/0	3/1		0/3		3/0			3/0						3/0	3/0	2/3			3/2	7	3	70.00%
	Malakai Lamby								1/3	3/0							3/2		0/3					2	2	50.00%
	Han Leung	3/0		3/2	2/3	0/3															0/3		0/3	2	4	33.33%
SA B	Asher Chen	3/0	0/3			1/3		2/3			1/3	3/2	0/3		2/3						0/3	0/3		2	8	20.00%
	Patrick Lee		0/3	2/3	2/3	1/3			1/3			0/3	0/3	0/3							1/3	0/3		0	10	0.00%
	Jonathan Lim	3/0		3/2	0/3			0/3	1/3		3/1			0/3	3/0						0/3		0/3	4	6	40.00%
VIC	Joshua Ding	3/0	2/3					3/2	3/1				0/3	3/2										4	2	66.67%
	Aaron Nguyen						2/3		3/0		3/0		2/3			3/0	3/0		3/0					5	2	71.43%
	Omar Thabet		2/3	3/0	3/0		2/3			3/0	3/0						3/0	3/1						6	2	75.00%
	Thejashvin Vinodhkumar	3/0		3/0	3/1	3/1				3/0				2/3		3/0		3/0	3/0					8	1	88.89%

2023 National Championships

Under 13 Girls' Teams

New South Wales

Amy Wu
Lily Zhang
Zilin Zhang
Sophia Zhou
Peter Masen (NPC)

Presidents

Rose Lampitsi (NSW)
Renee Runshu Li (NT)
Adeline Tran (ACT)
Jonathan Tong (NT) (NPC)

Queensland "B"

Phoebe Ira
Sinead Keating
Olivia Lin
Manasee Sivayoganathan

South Australia "B"

Mikaela Grace Daquinag
Clovis Wong
Ivy Zhang
Lorraine Baker (NPC)

Victoria "B"

Shrinika Hariprasad
Audrey Tang
Joanna Zhang
Anne Zheng

New South Wales "B"

Yunzhao Amy Cai
Moshi Hao
Seyedeh Melika Mirzadeh
Suri Sun
Alice Lee (NPC)

Queensland

Amy Jang
Natalie Sheriff
Ella Yu

South Australia

Angelina Padamadan
Emily Wu
Yuana Wu
Richard Weaver (NPC)

Victoria

Kavyaa Madaan
Qinle Alice Xia
Serena Zhang
Coral Zhao

2023 National Championships

Under 13 Girls' Teams

Seed	Team	Final Position
2	New South Wales	1
1	Victoria	2
4	Queensland	3
3	New South Wales "B"	4
5	Presidents	5
6	South Australia	6
8	Queensland "B"	7
7	Victoria "B"	8
9	South Australia "B"	9

Last Updated: July 4, 2023 9:43 PM

2023 National Championships

Under 13 Girls' Teams - Playoffs

Playoff Positions 1-4

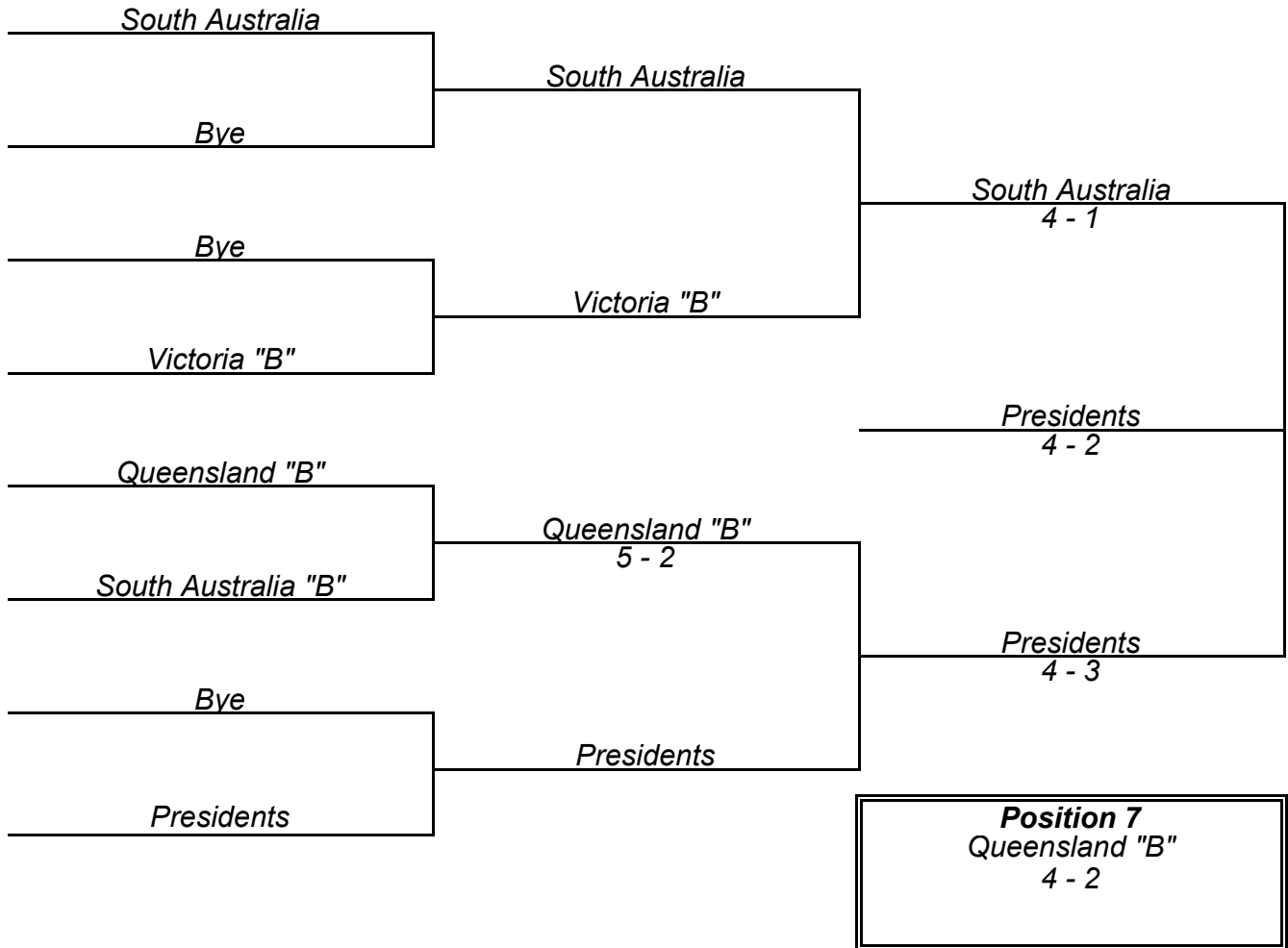
<i>Victoria</i>	
<i>Queensland</i>	<i>Victoria</i> 4 - 3
<i>New South Wales "B"</i>	<i>New South Wales</i> 4 - 1
<i>New South Wales</i>	<i>New South Wales</i> 4 - 1
	Position 3 <i>Queensland</i> 4 - 2

Last Updated: July 4, 2023 8:43 PM

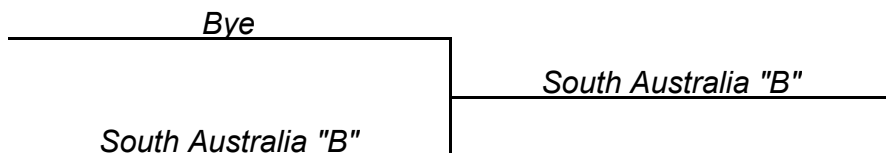
2023 National Championships

Under 13 Girls' Teams - Playoffs

Playoff Positions 5-9



Playoff Positions 9-9



2023 National Championships

Under 13 Girls' Teams - Division A

TEAM RESULTS

MATCH SCORES								
TEAMS		1	2	3	4	WINS	MP	PLACE
1	Victoria		4/3	7/0	7/0	3/0	6	1
2	New South Wales "B"	3/4		6/1	6/1	2/1	5	2
3	South Australia	0/7	1/6		6/1	1/2	4	3
4	Queensland "B"	0/7	1/6	1/6		0/3	3	4

PROGRESSIVE RESULTS				
TEAMS		R1	R2	R3
1	Victoria	7/0	7/0	4/3
2	New South Wales "B"	6/1	6/1	3/4
3	South Australia	0/7	1/6	6/1
4	Queensland "B"	1/6	0/7	1/6

Last Updated: July 3, 2023 12:55 PM

2023 National Championships

Under 13 Girls' Teams - Division B

TEAM RESULTS

MATCH SCORES									
TEAMS		1	2	3	4	5	WINS	MP	PLACE
1	New South Wales		6/1	7/0	7/0	7/0	4/0	8	1
2	Queensland	1/6		6/1	7/0	7/0	3/1	7	2
3	Presidents	0/7	1/6		5/2	5/2	2/2	6	3
4	Victoria "B"	0/7	0/7	2/5		6/1	1/3	5	4
5	South Australia "B"	0/7	0/7	2/5	1/6		0/4	4	5

PROGRESSIVE RESULTS						
TEAMS		R1	R2	R3	R4	R5
1	New South Wales	7/0		7/0	7/0	6/1
2	Queensland	7/0	7/0		6/1	1/6
3	Presidents		5/2	0/7	1/6	5/2
4	Victoria "B"	0/7	0/7	6/1		2/5
5	South Australia "B"	0/7	2/5	1/6	0/7	

Last Updated: July 3, 2023 3:07 PM

TEAMS ANALYSIS

Under 13 Girls' Teams

	PLAYER	Wins	Losses	
NSW	Amy Wu	12	0	100.00%
	Lily Zhang	7	1	87.50%
	Zilin Zhang	6	0	100.00%
	Sophia Zhou	5	1	83.33%
NSW B	Yunzhao Amy Cai	5	3	62.50%
	Moshi Hao	1	3	25.00%
	Seyedeh Melika Mirza	6	3	66.67%
	Suri Sun	2	4	33.33%
Pres	Rose Lampitsi	3	9	25.00%
	Renee Runshu Li	7	4	63.64%
	Adeline Tran	5	7	41.67%
QLD	Amy Jang	8	4	66.67%
	Natalie Sheriff	5	6	45.45%
	Ella Yu	11	1	91.67%
QLD B	Phoebe Ira	4	6	40.00%
	Sinead Keating	4	5	44.44%
	Olivia Lin	4	4	50.00%
	Manasee Sivayoganath	0	8	0.00%
SA	Angelina Padamadan	7	3	70.00%
	Emily Wu	2	7	22.22%
	Yuana Wu	2	6	25.00%
SA B	Mikaela Grace Daquin	2	8	20.00%
	Clovis Wong	3	7	30.00%
	Ivy Zhang	0	10	0.00%
VIC	Kavyaa Madaan	6	3	66.67%
	Qinle Alice Xia	8	2	80.00%
	Serena Zhang	4	2	66.67%
	Coral Zhao	2	1	66.67%
VIC B	Shrinika Hariprasad	3	6	33.33%
	Audrey Tang	1	7	12.50%
	Joanna Zhang	5	5	50.00%
	Anne Zheng	1	5	16.67%

TEAMS ANALYSIS
Under 13 Girls' Teams - Playoff Positions 1-4

	PLAYER	New South Wales			New South Wales "B"				Queensland			Victoria			Wins	Losses	
		AW	LZ	ZZ	YC	MH	SM	SS	AJ	NS	EY	KM	QX	SZ			
NSW	Amy Wu					3/0	3/0						3/1	3/0	4	0	100.00%
	Lily Zhang						1/3						3/2		1	1	50.00%
	Zilin Zhang				3/2								3/0		2	0	100.00%
NSW B	Yunzhao Amy Cai			2/3							1/3				0	2	0.00%
	Moshi Hao	0/3													0	1	0.00%
	Seyedeh Melika Mirzadeh	0/3	3/1								3/0	1/3			2	2	50.00%
	Suri Sun									1/3		0/3			0	2	0.00%
QLD	Amy Jang				3/1			3/1					0/3	0/3	2	2	50.00%
	Natalie Sheriff							0/3					0/3	0/3	0	3	0.00%
	Ella Yu						3/1	3/0					3/1	3/0	4	0	100.00%
VIC	Kavyaa Madaan			0/3						3/0		1/3			1	2	33.33%
	Qinle Alice Xia	1/3	2/3							3/0	3/0				2	2	50.00%
	Serena Zhang	0/3									3/0	0/3			1	2	33.33%

Under 13 Girls' Teams - Playoff Positions 5-9

	PLAYER	Presidents			Queensland "B"				South Australia			South Australia "B"			Victoria "B"				Wins	Losses	
		RL	RL	AT	PI	SK	OL	MS	AP	EW	YW	MD	CW	IZ	SH	AT	JZ	AZ			
Pres	Rose Lampitsi					0/3	0/3		1/3	3/2									1	3	25.00%
	Renee Runshu Li					2/3		3/0		3/0									2	1	66.67%
	Adeline Tran						3/0	3/0	2/3		3/2								3	1	75.00%
QLD B	Phoebe Ira											3/2		3/1	3/1			3/2	4	0	100.00%
	Sinead Keating	3/0	3/2									3/1			1/3	3/0			4	1	80.00%
	Olivia Lin	3/0		0/3									1/3	3/0					2	2	50.00%
	Manasee Sivavoganathan		0/3	0/3									0/3						0	4	0.00%
SA	Angelina Padamadan	3/1		3/2													3/1	3/1	4	0	100.00%
	Emily Wu	2/3	0/3													2/3			0	3	0.00%
	Yuana Wu			2/3											3/2				1	1	50.00%
SA B	Mikaela Grace Daquinag				2/3	1/3													0	2	0.00%
	Clovis Wong						3/1	3/0											2	0	100.00%
	Ivy Zhang				1/3		0/3												0	2	0.00%
VIC B	Shrinika Hariprasad				1/3	3/1					2/3								1	2	33.33%
	Audrey Tang					0/3		3/2											1	1	50.00%
	Joanna Zhang								1/3	3/2									1	1	50.00%
	Anne Zheng				2/3				1/3										0	2	0.00%

TEAMS ANALYSIS

Under 13 Girls' Teams - Division A

	PLAYER	New South Wales "B"				Queensland "B"				South Australia			Victoria				Wins	Losses	
		Y C	M H	S M	S S	P I	S K	O L	M S	A P	E W	Y W	K M	Q X	S Z	C Z			
NSW B	Yunzhao Amy Cai					3/0	3/1			3/1	3/0		3/1		1/3		5	1	83.33%
	Moshi Hao					3/2							0/3	0/3			1	2	33.33%
	Seyedeh Melika Mirzadeh						3/0	3/0			3/0	3/0		2/3			4	1	80.00%
	Suri Sun							1/3		0/3		3/1			3/0		2	2	50.00%
QLD B	Phoebe Ira	0/3	2/3							2/3	0/3		0/3	0/3			0	6	0.00%
	Sinead Keating	1/3		0/3										0/3	0/3		0	4	0.00%
	Olivia Lin			0/3	3/1					0/3		3/2					2	2	50.00%
	Manasee Sivayoganathan										2/3	2/3	1/3		0/3		0	4	0.00%
SA	Angelina Padamadan	1/3			3/0	3/2		3/0						0/3	0/3		3	3	50.00%
	Emily Wu	0/3		0/3		3/0			3/2				0/3		1/3		2	4	33.33%
	Yuana Wu			0/3	1/3			2/3	3/2				0/3	0/3			1	5	16.67%
VIC	Kavyaa Madaan	1/3	3/0			3/0			3/1		3/0	3/0					5	1	83.33%
	Qinle Alice Xia		3/0	3/2		3/0	3/0			3/0		3/0					6	0	100.00%
	Serena Zhang	3/1								3/0	3/1						3	0	100.00%
	Coral Zhao				0/3		3/0		3/0								2	1	66.67%

Under 13 Girls' Teams - Division B

	PLAYER	New South Wales				Presidents			Queensland			South Australia "B"			Victoria "B"				Wins	Losses	
		A W	L Z	Z Z	S Z	R L	R L	A T	A J	N S	E Y	M D	C W	I Z	S H	A T	J Z	A Z			
NSW	Amy Wu					3/0	3/0			3/0	3/0	3/0	3/0			3/0	3/0		8	0	100.00%
	Lily Zhang					3/0		3/0	3/1	3/2							3/1	3/0	6	0	100.00%
	Zilin Zhang						3/1	3/1				3/0		3/0					4	0	100.00%
	Sophia Zhou								3/2		1/3		3/0	3/0		3/0		3/0	5	1	83.33%
Pres	Rose Lampitsi	0/3	0/3							0/3	0/3		2/3	3/0		3/0	1/3		2	6	25.00%
	Renee Runshu Li	0/3		1/3					1/3	3/0		3/0		3/0	3/1	3/0			5	3	62.50%
	Adeline Tran		0/3	1/3					1/3		2/3	0/3	3/1		3/2		0/3		2	6	25.00%
QLD	Amy Jang		1/3		2/3		3/1	3/1				3/1	3/0		3/1	3/1			6	2	75.00%
	Natalie Sheriff	0/3	2/3			3/0	0/3						3/0	3/1	3/1		3/1		5	3	62.50%
	Ella Yu	0/3			3/1	3/0		3/2				3/0		3/0		3/0	3/0		7	1	87.50%
SA B	Mikaela Grace Daquinag	0/3		0/3			0/3	3/0	1/3		0/3						0/3	3/1	2	6	25.00%
	Clovis Wong	0/3			0/3	3/2		1/3	0/3	0/3					2/3			0/3	1	7	12.50%
	Ivy Zhang			0/3	0/3	0/3	0/3			1/3	0/3				0/3		2/3		0	8	0.00%
VIC B	Shrinika Hariprasad						1/3	2/3	1/3	1/3			3/2	3/0					2	4	33.33%
	Audrey Tang	0/3			0/3	0/3	0/3		1/3		0/3								0	6	0.00%
	Joanna Zhang	0/3	1/3			3/1		3/0		1/3	0/3	3/0		3/2					4	4	50.00%
	Anne Zheng		0/3		0/3							1/3	3/0						1	3	25.00%

2023 National Championships

Under 11 Boys' Teams

New South Wales

Lachlan Bao
William Chan
Oscar Pan
Oscar Zhang
Adam Masen (NPC)

Presidents

Rhys Shi (NSW)
Devon Yuhao Yan (NSW)
Patrick Yan (SA)
Cohen Zhao (VIC)
Jang Ho Richard Ha (NSW) (NI)

Queensland "B"

Janiru Hewamadduma
Diwansha Kumaranathunga
Allen Shen
Jason Yoo

Victoria "B"

Lucas Jin
Charlie Mak
Varun Ram
Ethan Shi

Western Australia "B"

Desmond Chung
Owen Chung
Joshua Jiang

New South Wales "B"

Morgan Au
Frederic Li
Yuxin Daniel Li
Zekai Nicholas Ni
David Lee (NPC)

Queensland

Ian Cao
Lochlan Keating
Pranav Prasad
Boris Zhang

Victoria

Jaden Deng
Samarth Singh
Brian Levi Tesler
Samyukt Vinodhkumar

Western Australia

Jin Wen Ivan Chan
Shashwat Dhakal
Ari Liu

2023 National Championships

Under 11 Boys' Teams

Seed	Team	Final Position
1	Victoria	1
2	New South Wales	2
3	Queensland	3
4	New South Wales "B"	4
5	Victoria "B"	5
8	Western Australia	6
6	Queensland "B"	7
7	Presidents	8
9	Western Australia "B"	9

Last Updated: July 4, 2023 9:43 PM

2023 National Championships

Under 11 Boys' Teams - Playoffs

Playoff Positions 1-4

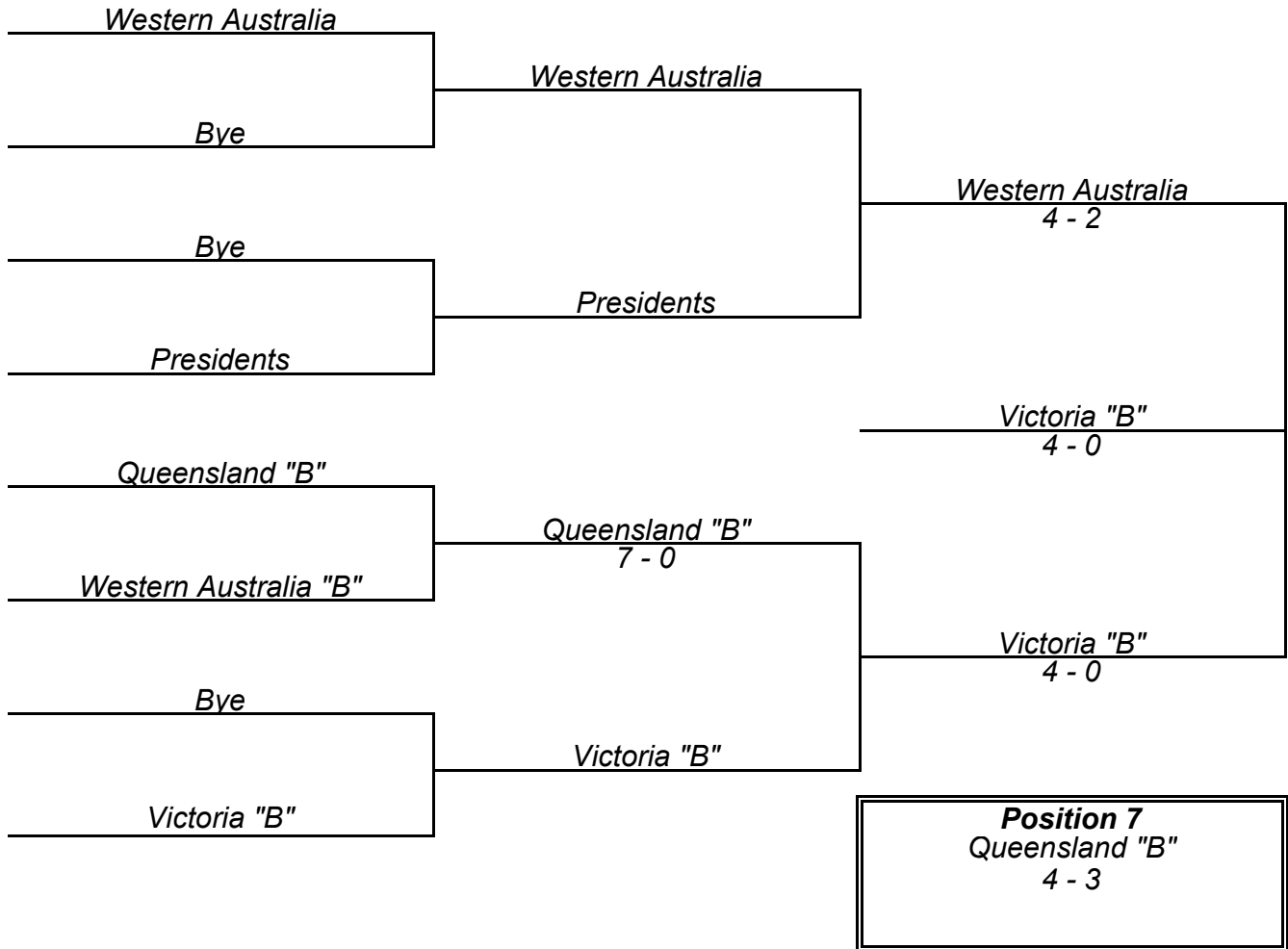
<i>Victoria</i>	
<i>Queensland</i>	<i>Victoria</i> 4 - 3
<i>New South Wales "B"</i>	<i>Victoria</i> 4 - 1
<i>New South Wales</i>	<i>New South Wales</i> 4 - 1
	Position 3 <i>Queensland</i> 4 - 0

Last Updated: July 4, 2023 8:43 PM

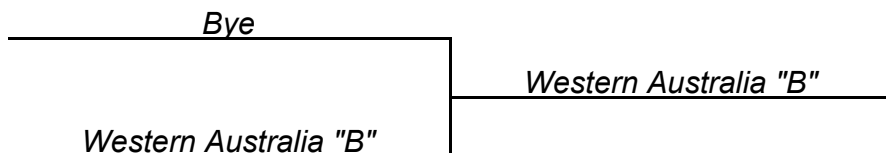
2023 National Championships

Under 11 Boys' Teams - Playoffs

Playoff Positions 5-9



Playoff Positions 9-9



2023 National Championships

Under 11 Boys' Teams - Division A

TEAM RESULTS

MATCH SCORES								
TEAMS		1	2	3	4	WINS	MP	PLACE
1	Victoria		7/0	6/1	7/0	3/0	6	1
2	New South Wales "B"	0/7		4/3	5/2	2/1	5	2
3	Queensland "B"	1/6	3/4		2/5	0/3	3	4
4	Western Australia	0/7	2/5	5/2		1/2	4	3

PROGRESSIVE RESULTS				
TEAMS		R1	R2	R3
1	Victoria	6/1	7/0	7/0
2	New South Wales "B"	5/2	4/3	0/7
3	Queensland "B"	1/6	3/4	2/5
4	Western Australia	2/5	0/7	5/2

Last Updated: July 3, 2023 12:19 PM

2023 National Championships

Under 11 Boys' Teams - Division B

TEAM RESULTS

MATCH SCORES									
TEAMS		1	2	3	4	5	WINS	MP	PLACE
1	New South Wales		4/3	6/1	7/0	7/0	4/0	8	1
2	Queensland	3/4		6/1	7/0	7/0	3/1	7	2
3	Victoria "B"	1/6	1/6		6/1	7/0	2/2	6	3
4	Presidents	0/7	0/7	1/6		7/0	1/3	5	4
5	Western Australia "B"	0/7	0/7	0/7	0/7		0/4	4	5

PROGRESSIVE RESULTS						
TEAMS		R1	R2	R3	R4	R5
1	New South Wales	7/0		6/1	7/0	4/3
2	Queensland	7/0	7/0		6/1	3/4
3	Victoria "B"		7/0	1/6	1/6	6/1
4	Presidents	0/7	0/7	7/0		1/6
5	Western Australia "B"	0/7	0/7	0/7	0/7	

Last Updated: July 3, 2023 3:52 PM

TEAMS ANALYSIS

Under 11 Boys' Teams

	PLAYER	Wins	Losses	
NSW	Lachlan Bao	5	4	55.56%
	William Chan	7	2	77.78%
	Oscar Pan	4	1	80.00%
	Oscar Zhang	8	1	88.89%
NSW B	Morgan Au	3	4	42.86%
	Frederic Li	1	5	16.67%
	Yuxin Daniel Li	1	4	20.00%
	Zekai Nicholas Ni	4	3	57.14%
Pres	Rhys Shi	2	5	28.57%
	Devon Yuhao Yan	4	6	40.00%
	Patrick Yan	2	8	20.00%
	Cohen Zhao	2	6	25.00%
QLD	Ian Cao	2	1	66.67%
	Lochlan Keating	9	2	81.82%
	Pranav Prasad	6	3	66.67%
	Boris Zhang	9	1	90.00%
QLD B	Janiru Hewamadduma	8	2	80.00%
	Diwansha Kumaranath	3	6	33.33%
	Allen Shen	0	7	0.00%
	Jason Yoo	4	3	57.14%
VIC	Jaden Deng	6	2	75.00%
	Samarth Singh	5	2	71.43%
	Brian Levi Tesler	5	1	83.33%
	Samyukt Vinodhkumar	7	0	100.00%
VIC B	Lucas Jin	5	3	62.50%
	Charlie Mak	4	3	57.14%
	Varun Ram	6	2	75.00%
	Ethan Shi	5	2	71.43%
WA	Jin Wen Ivan Chan	4	5	44.44%
	Shashwat Dhakal	3	6	33.33%
	Ari Liu	2	6	25.00%
WA B	Desmond Chung	0	10	0.00%
	Owen Chung	0	10	0.00%
	Joshua Jiang	0	10	0.00%

TEAMS ANALYSIS
Under 11 Boys' Teams - Playoff Positions 1-4

	PLAYER	New South Wales				New South Wales "B"				Queensland				Victoria				Wins	Losses	
		LB	WC	OP	OZ	MA	FL	YL	ZN	LK	PP	BZ	JD	SS	BT	SV				
NSW	Lachlan Bao					3/1			3/0								0/3	2	1	66.67%
	William Chan								3/0					1/3	1/3			1	2	33.33%
	Oscar Pan								2/3									0	1	0.00%
	Oscar Zhang													3/0				1	0	100.00%
NSW B	Morgan Au												0/3					0	1	0.00%
	Frederic Li	1/3								1/3								0	2	0.00%
	Yuxin Daniel Li		0/3															0	1	0.00%
	Zekai Nicholas Ni	0/3		3/2							2/3							1	2	33.33%
QLD	Lochlan Keating					3/1								0/3		3/0		2	1	66.67%
	Pranav Prasad								3/2						2/3	2/3		1	2	33.33%
	Boris Zhang					3/0								3/1	3/2			3	0	100.00%
VIC	Jaden Deng		3/1		0/3					3/0			1/3					2	2	50.00%
	Samarth Singh		3/1								3/2	2/3						2	1	66.67%
	Brian Levi Tesler									0/3	3/2							1	1	50.00%
	Samyukt Vinodhkumar	3/0																1	0	100.00%

Under 11 Boys' Teams - Playoff Positions 5-9

	PLAYER	Presidents				Queensland "B"				Victoria "B"				Western Australia			Western Australia "B"			Wins	Losses	
		RS	DY	PY	CZ	JH	DK	AS	JY	LJ	CM	VR	ES	JC	SD	AL	DC	OC	JJ			
Pres	Rhys Shi													0/3						0	1	0.00%
	Devon Yuhao Yan					3/0		3/0						1/3	0/3					2	2	50.00%
	Patrick Yan					0/3		3/1							0/3	3/1				2	2	50.00%
	Cohen Zhao					2/3	0/3													0	2	0.00%
QLD B	Janiru Hewamadduma			3/0	3/2													3/0	3/0	4	0	100.00%
	Diwansha Kumaranathunga		0/3		3/0							0/3						3/0		3	2	60.00%
	Allen Shen		0/3	1/3						0/3										0	3	0.00%
	Jason Yoo												0/3					3/0	3/1	2	1	66.67%
VIC B	Lucas Jin							3/0								3/0				2	0	100.00%
	Charlie Mak													3/1						1	0	100.00%
	Varun Ram						3/0								3/0					2	0	100.00%
	Ethan Shi								3/0											1	0	100.00%
WA	Jin Wen Ivan Chan	3/0	3/1								1/3									2	1	66.67%
	Shashwat Dhakal		3/0	3/0								0/3								2	1	66.67%
	Ari Liu			1/3						0/3										0	2	0.00%
WA B	Desmond Chung					0/3	0/3													0	2	0.00%
	Owen Chung					0/3			0/3											0	2	0.00%
	Joshua Jiang						2/3		1/3											0	2	0.00%

TEAMS ANALYSIS
Under 11 Boys' Teams - Division A

	PLAYER	New South Wales "B"				Queensland "B"				Victoria				Western Australia			Wins	Losses	
		MA	FL	YL	ZN	JH	DK	AS	JY	JD	SS	BT	SV	JC	SD	AL			
NSW B	Morgan Au					1/3	3/2			0/3			0/3	3/0		3/1	3	3	50.00%
	Frederic Li						3/0		2/3			0/3	1/3				1	3	25.00%
	Yuxin Daniel Li									0/3	0/3			3/1	1/3	1	3	25.00%	
	Zekai Nicholas Ni					1/3			3/0					3/0	3/0		3	1	75.00%
QLD B	Janiru Hewamadduma	3/1			3/1						3/1	0/3		2/3	3/1		4	2	66.67%
	Diwansha Kumaranathunga	2/3	0/3									0/3	0/3				0	4	0.00%
	Allen Shen									0/3		0/3		0/3	0/3	0	4	0.00%	
	Jason Yoo		3/2		0/3									0/3	3/2	2	2	50.00%	
VIC	Jaden Deng	3/0		3/0										3/0	3/0		4	0	100.00%
	Samarth Singh		3/0	3/0		1/3		3/0								3	1	75.00%	
	Brian Levi Tesler					3/0	3/0						3/0		3/0	4	0	100.00%	
	Samyukt Vinodhkumar	3/0	3/1				3/0	3/0						3/0	3/0	6	0	100.00%	
WA	Jin Wen Ivan Chan	0/3			0/3	3/2			3/0	0/3		0/3				2	4	33.33%	
	Shashwat Dhakal			1/3	0/3	1/3		3/0		0/3		0/3				1	5	16.67%	
	Ari Liu	1/3		3/1				3/0	2/3		0/3	0/3				2	4	33.33%	

Under 11 Boys' Teams - Division B

	PLAYER	New South Wales				Presidents				Queensland				Victoria "B"				Western Australia "B"			Wins	Losses	
		LB	WC	OP	OZ	RS	DY	PY	CZ	IC	LK	PP	BZ	LJ	CM	VR	ES	DC	OC	JJ			
NSW	Lachlan Bao										2/3		2/3		0/3	3/0		3/0		3/0	3	3	50.00%
	William Chan						3/0	3/0			3/0	3/0		3/0		3/1				6	0	100.00%	
	Oscar Pan							3/0	3/0								3/0	3/1		4	0	100.00%	
	Oscar Zhang						3/0		3/1			1/3	3/2	3/0	3/1			3/0	3/0		7	1	87.50%
Pres	Rhys Shi										1/3		0/3		0/3	1/3		3/0		3/0	2	4	33.33%
	Devon Yuhao Yan		0/3		0/3										1/3		0/3		3/0	3/1	2	4	33.33%
	Patrick Yan		0/3	0/3								0/3	0/3			0/3	0/3				0	6	0.00%
	Cohen Zhao			0/3	1/3						0/3	0/3						3/0	3/1		2	4	33.33%
QLD	Ian Cao													1/3				3/1	3/0		2	1	66.67%
	Lochlan Keating	3/2	0/3			3/1			3/0					3/0		3/0		3/0		3/0	7	1	87.50%
	Pranav Prasad		0/3		3/1			3/0	3/0					3/0	3/0						5	1	83.33%
	Boris Zhang	3/2			2/3	3/0		3/0								3/1		3/0	3/0		6	1	85.71%
VIC B	Lucas Jin		0/3		0/3					3/1		0/3						3/1	3/0		3	3	50.00%
	Charlie Mak	3/0			1/3	3/0	3/1				0/3	0/3									3	3	50.00%
	Varun Ram	0/3	1/3			3/1		3/0									3/0		3/1		4	2	66.67%
	Ethan Shi						3/0	3/0			0/3		1/3					3/1	3/0		4	2	66.67%
WA B	Desmond Chung	0/3			0/3	0/3			0/3	1/3	0/3			1/3		0/3					0	8	0.00%
	Owen Chung			0/3	0/3		0/3		1/3	0/3			0/3			1/3					0	8	0.00%
	Joshua Jiang	0/3		1/3		0/3	1/3				0/3		0/3		1/3	0/3					0	8	0.00%

2023 National Championships

Under 11 Girls' Teams

New South Wales

Zhiqing Bella Chen
Jennifer Dou
Anna Li
Jenny Liu
Sui Yan Amy Chen (NPC)

Queensland

Aarohi Achar
Saisha Palod
Lin Zhu

Victoria "B"

Louisa Fung
Suhani Karnani
Lydia Tran
Xinyee Jasmine Yong

New South Wales "B"

Olivia Dederko
Emma Li
Larissa Lu
Amilia Sun
Slawek Dederko (NPC)

Victoria

Ariel Li
Jingtian Angie Li
Maggie Lyu
Alice Zheng

Western Australia

Nikitha Balram
Joyce Ho
Chloe Yu
James Yee (NPC)

2023 National Championships

Under 11 Girls' Teams

TEAM RESULTS

MATCH SCORES										
TEAMS		1	2	3	4	5	6	WINS	MP	PLACE
1	Victoria		6/1	5/2	5/2	7/0	7/0	5/0	10	1
2	Western Australia	1/6		2/5	6/1	7/0	7/0	3/2	8	3
3	New South Wales	2/5	5/2		5/2	5/2	7/0	4/1	9	2
4	Victoria "B"	2/5	1/6	2/5		5/2	7/0	2/3	7	4
5	Queensland	0/7	0/7	2/5	2/5		3/4	0/5	5	6
6	New South Wales "B"	0/7	0/7	0/7	0/7	4/3		1/4	6	5

PROGRESSIVE RESULTS						
TEAMS		R1	R2	R3	R4	R5
1	Victoria	5/2	7/0	5/2	7/0	6/1
2	Western Australia	7/0	6/1	7/0	2/5	1/6
3	New South Wales	7/0	5/2	2/5	5/2	5/2
4	Victoria "B"	2/5	1/6	5/2	7/0	2/5
5	Queensland	0/7	2/5	2/5	0/7	3/4
6	New South Wales "B"	0/7	0/7	0/7	0/7	4/3

Last Updated: July 4, 2023 9:13 PM

TEAMS ANALYSIS
Under 11 Girls' Teams

	PLAYER	New South Wales				New South Wales "B"				Queensland			Victoria				Victoria "B"				Western Australia						
		ZC	JD	AL	JL	OD	EL	LL	AS	AA	SP	LZ	AL	JL	ML	AZ	LF	SK	LT	XY	NB	JH	CY	Wins	Losses		
NSW	Zhiqing Bella Chen					3/0		3/0		3/0		1/3		0/3		2/3		3/0	3/2		3/0	3/0			7	3	70.00%
	Jennifer Dou					3/0			3/0		3/1	2/3		3/0	3/2				3/1	3/0	1/3		3/1		8	2	80.00%
	Anna Li									3/0						0/3				2/3					1	2	33.33%
	Jenny Liu							3/0	3/1			3/0			1/3			2/3				3/0	1/3		4	3	57.14%
NSW B	Olivia Dederko	0/3	0/3														0/3		2/3		0/3	0/3			0	6	0.00%
	Emma Li										3/1	0/3	0/3		0/3		0/3	0/3							1	5	16.67%
	Larissa Lu	0/3			0/3					3/1		0/3	0/3	0/3							0/3		0/3		1	7	12.50%
	Amilia Sun		0/3		1/3					3/0	3/0			0/3	0/3				0/3	0/3		2/3	0/3		2	8	20.00%
QLD	Aarohi Achar	0/3		0/3				1/3	0/3				0/3		0/3		0/3		0/3			0/3	0/3		0	10	0.00%
	Saisha Palod		1/3		0/3		1/3		0/3						0/3	0/3		0/3		0/3	0/3		0/3		0	10	0.00%
	Lin Zhu	3/1	3/2				3/0	3/0					1/3			0/3		3/0	3/1	3/1	1/3	1/3			6	4	60.00%
VIC	Ariel Li						3/0	3/0		3/0		3/1							1/3	3/1	2/3	3/1			6	2	75.00%
	Jingtian Angie Li	3/0	0/3					3/0	3/0								3/0	3/0			3/0		3/1		7	1	87.50%
	Maggie Lyu		2/3		3/1		3/0		3/0	3/0	3/0														5	1	83.33%
	Alice Zheng	3/2		3/0							3/0	3/0						3/2	2/3			3/2	3/0		7	1	87.50%
VIC B	Louisa Fung					3/0	3/0			3/0				0/3							2/3		0/3		3	3	50.00%
	Suhani Karmani	0/3			3/2		3/0				3/0	0/3		0/3		2/3						1/3			3	5	37.50%
	Lydia Tran	2/3	1/3			3/2			3/0	3/0		1/3	3/1			3/2					2/3	1/3			5	5	50.00%
	Xinyee Jasmine Yong		0/3	3/2					3/0		3/0		1/3										0/3		3	3	50.00%
WA	Nikitha Balram	0/3	3/1			3/0		3/0			3/0	3/1	3/2	0/3			3/2			3/2					8	2	80.00%
	Joyce Ho	0/3			0/3	3/0			3/2	3/0		3/1	1/3			2/3		3/1	3/1						6	4	60.00%
	Chloe Yu		1/3		3/1			3/0	3/0	3/0	3/0			1/3		0/3	3/0			3/0					7	3	70.00%

2023 National Championships

Open Class 1-5

New South Wales

Junjian Jessie Chen
Zhi Ming Jimmy Huo

Presidents

Gemma Buchholz (QLD)
Samir Eshani (NSW)

Victoria

Christopher Addis
Lisa Daniela Di Toro

New South Wales "B"

Richard Engles
Raphael Uzoma

South Australia

Caleb Crowden
Hayley Sands

Victoria "B"

Mark Nimmervoll
Oli Pizzezy Stratford
Evgeny Savinov

Last Updated: July 2, 2023 4:08 PM

2023 National Championships

Open Class 1-5

Seed	Team	Final Position
1	Victoria	1
2	New South Wales	2
3	New South Wales "B"	3
5	South Australia	4
4	Victoria "B"	5
6	Presidents	6

Last Updated: July 4, 2023 5:35 PM

2023 National Championships

Open Class 1-5 - Playoffs

Playoff Positions 1-4

<i>Victoria</i>	
<i>South Australia</i>	<i>Victoria</i> 3 - 0
<i>New South Wales "B"</i>	<i>Victoria</i> 3 - 2
<i>New South Wales</i>	<i>New South Wales</i> 5 - 0
	Position 3 <i>New South Wales "B"</i> 3 - 2

Playoff Positions 5-6

<i>Victoria "B"</i>	
<i>Presidents</i>	<i>Victoria "B"</i> 3 - 2

2023 National Championships

Open Class 1-5 - Division A

TEAM RESULTS

MATCH SCORES							
TEAMS		1	2	3	WINS	MP	PLACE
1	Victoria		5/0	5/0	2/0	4	1
2	New South Wales "B"	0/5		4/1	1/1	3	2
3	Presidents	0/5	1/4		0/2	2	3

PROGRESSIVE RESULTS				
TEAMS		R1	R2	R3
1	Victoria	5/0		5/0
2	New South Wales "B"		4/1	0/5
3	Presidents	0/5	1/4	

Last Updated: July 3, 2023 8:32 PM

2023 National Championships

Open Class 1-5 - Division B

TEAM RESULTS

MATCH SCORES							
TEAMS		1	2	3	WINS	MP	PLACE
1	New South Wales		5/0	5/0	2/0	4	1
2	Victoria "B"	0/5		2/3	0/2	2	3
3	South Australia	0/5	3/2		1/1	3	2

PROGRESSIVE RESULTS				
TEAMS		R1	R2	R3
1	New South Wales	5/0		5/0
2	Victoria "B"		2/3	0/5
3	South Australia	0/5	3/2	

Last Updated: July 3, 2023 8:33 PM

TEAMS ANALYSIS

Open Class 1-5

	PLAYER	Wins	Losses	
NSW	Junjian Jessie Chen	6	2	75.00%
	Zhi Ming Jimmy Huo	8	0	100.00%
NSW B	Richard Engles	2	6	25.00%
	Raphael Uzoma	4	4	50.00%
Pres	Gemma Buchholz	0	6	0.00%
	Samir Eshani	3	3	50.00%
SA	Caleb Crowden	3	4	42.86%
	Hayley Sands	0	7	0.00%
VIC	Christopher Addis	6	1	85.71%
	Lisa Daniela Di Toro	6	1	85.71%
VIC B	Mark Nimmervoll	2	4	33.33%
	Oli Pizzey Stratford	1	1	50.00%
	Evgeny Savinov	1	3	25.00%

TEAMS ANALYSIS

Open Class 1-5 - Playoff Positions 1-4

	PLAYER	New South Wales		New South Wales "B"		South Australia		Victoria		Wins	Losses	
		J C	Z H	R E	R U	C C	H S	C A	L D			
NSW	Junjian Jessie Chen			3/2	3/2			0/3	0/3	2	2	50.00%
	Zhi Ming Jimmy Huo			3/0	3/0			3/1	3/0	4	0	100.00%
NSW B	Richard Engles	2/3	0/3			0/3	3/0			1	3	25.00%
	Raphael Uzoma	2/3	0/3			3/2	3/0			2	2	50.00%
SA	Caleb Crowden			3/0	2/3				1/3	1	2	33.33%
	Hayley Sands			0/3	0/3			0/3		0	3	0.00%
VIC	Christopher Addis	3/0	1/3				3/0			2	1	66.67%
	Lisa Daniela Di Toro	3/0	0/3			3/1				2	1	66.67%

Open Class 1-5 - Playoff Positions 5-6

	PLAYER	Presidents		Victoria "B"		Wins	Losses	
		G B	S E	M N	E S			
Pres	Gemma Buchholz			0/3	0/3	0	2	0.00%
	Samir Eshani			3/1	3/1	2	0	100.00%
VIC B	Mark Nimmervoll	3/0	1/3			1	1	50.00%
	Evgeny Savinov	3/0	1/3			1	1	50.00%

TEAMS ANALYSIS

Open Class 1-5 - Division A

	PLAYER	New South Wales "B"		Presidents		Victoria		Wins	Losses	
		RE	RU	GB	SE	CA	LD			
NSW B	Richard Engles			3/0	1/3	0/3	0/3	1	3	25.00%
	Raphael Uzoma			3/0	3/0	0/3	0/3	2	2	50.00%
Pres	Gemma Buchholz	0/3	0/3			0/3	0/3	0	4	0.00%
	Samir Eshani	3/1	0/3			0/3	0/3	1	3	25.00%
VIC	Christopher Addis	3/0	3/0	3/0	3/0			4	0	100.00%
	Lisa Daniela Di Toro	3/0	3/0	3/0	3/0			4	0	100.00%

Open Class 1-5 - Division B

	PLAYER	New South Wales		South Australia		Victoria "B"			Wins	Losses	
		J C	Z H	C C	H S	M N	O P	E S			
NSW	Junjian Jessie Chen			3/0	3/0	3/0		3/0	4	0	100.00%
	Zhi Ming Jimmy Huo			3/0	3/0	3/0		3/0	4	0	100.00%
SA	Caleb Crowden	0/3	0/3			3/0	3/0		2	2	50.00%
	Hayley Sands	0/3	0/3			2/3	2/3		0	4	0.00%
VIC B	Mark Nimmervoll	0/3	0/3	0/3	3/2				1	3	25.00%
	Oli Pizzey Stratford			0/3	3/2				1	1	50.00%
	Evgeny Savinov	0/3	0/3						0	2	0.00%

2023 National Championships

Class 6-7

Aust Capital Territory

Patrick Horn
Yasir Hussaini

Queensland

Isaac Barwick
Daryl Sterling

Western Australia

Lennard Properjohn
Matthew Young

Presidents

Jodi Elkington-Jones (SA)
Garth McNeil (WA)
Prakash Srinivasan (QLD)

Victoria

Trevor Hirth
Samuel Rizkalla

Last Updated: July 2, 2023 4:08 PM

2023 National Championships

Class 6-7

TEAM RESULTS

MATCH SCORES									
TEAMS		1	2	3	4	5	WINS	MP	PLACE
1	Victoria		4/1	3/2	4/1	5/0	4/0	8	1
2	Aust Capital Territory	1/4		2/3	4/1	5/0	2/2	6	3
3	Western Australia	2/3	3/2		3/2	5/0	3/1	7	2
4	Queensland	1/4	1/4	2/3		4/1	1/3	5	4
5	Presidents	0/5	0/5	0/5	1/4		0/4	4	5

PROGRESSIVE RESULTS						
TEAMS		R1	R2	R3	R4	R5
1	Victoria	4/1		3/2	5/0	4/1
2	Aust Capital Territory	5/0	4/1		2/3	1/4
3	Western Australia		5/0	2/3	3/2	3/2
4	Queensland	1/4	1/4	4/1		2/3
5	Presidents	0/5	0/5	1/4	0/5	

Last Updated: July 4, 2023 6:00 PM

TEAMS ANALYSIS

Class 6-7

	PLAYER	Aust Capital Territory		Presidents		Queensland		Victoria		Western Australia		Wins	Losses	
		P H	Y H	J E	G M	I B	D S	T H	S R	L P	M Y			
ACT	Patrick Horn			3/0	3/0	3/0	1/3	0/3	1/3	1/3	1/3	3	5	37.50%
	Yasir Hussaini			3/0	3/0	3/0	3/2	0/3	3/1	3/1	3/1	7	1	87.50%
Pres	Jodi Elkington-Jones	0/3	0/3			3/0	0/3	0/3	2/3	0/3	1/3	1	7	12.50%
	Garth McNeil	0/3	0/3			0/3	0/3	0/3	0/3	0/3	0/3	0	8	0.00%
QLD	Isaac Barwick	0/3	0/3	0/3	3/0			0/3	0/3	0/3	0/3	1	7	12.50%
	Daryl Sterling	3/1	2/3	3/0	3/0			0/3	3/0	3/1	3/2	6	2	75.00%
VIC	Trevor Hirth	3/0	3/0	3/0	3/0	3/0	3/0			3/0	3/0	8	0	100.00%
	Samuel Rizkalla	3/1	1/3	3/2	3/0	3/0	0/3			0/3	2/3	4	4	50.00%
WA	Lennard Properjohn	3/1	1/3	3/0	3/0	3/0	1/3	0/3	3/0			5	3	62.50%
	Matthew Young	3/1	1/3	3/1	3/0	3/0	2/3	0/3	3/2			5	3	62.50%

2023 National Championships

Class 8-10

Aust Capital Territory

Dane Graham
Joseph Shomali

New South Wales "B"

Paul Croft
Philip Hurst

Presidents

Vincent Femia (NSW)
Nathan Tse (ACT)

Queensland "B"

Vinnie Batten
Nigel Corish

New South Wales

Ian Kim
Paulo Umetsu

New South Wales "C"

Gemma Hockley
Saniya Sood

Queensland

Aaron Payne
David Serifovic

Victoria

Jake Ballestrino
Nathan Pellissier

Last Updated: July 2, 2023 4:11 PM

2023 National Championships

Class 8-10

Seed	Team	Final Position
1	Victoria	1
2	Aust Capital Territory	2
4	Queensland	3
3	New South Wales	4
5	Queensland "B"	5
8	Presidents	6
6	New South Wales "B"	7
7	New South Wales "C"	8

Last Updated: July 4, 2023 5:53 PM

2023 National Championships

Class 8-10 - Playoffs

Playoff Positions 1-4

<i>Victoria</i>	
<i>New South Wales</i>	<i>Victoria</i> 3 - 1
<i>Queensland</i>	<i>Victoria</i> 3 - 0
<i>Aust Capital Territory</i>	<i>Aust Capital Territory</i> 3 - 1
	Position 3 <i>Queensland</i> 3 - 0

Playoff Positions 5-8

<i>Queensland "B"</i>	
<i>New South Wales "B"</i>	<i>Queensland "B"</i> 3 - 2
<i>New South Wales "C"</i>	<i>Queensland "B"</i> 5 - 0
<i>Presidents</i>	<i>Presidents</i> 3 - 2
	Position 7 <i>New South Wales "B"</i> 4 - 1

2023 National Championships

Class 8-10 - Division A

TEAM RESULTS

MATCH SCORES								
TEAMS		1	2	3	4	WINS	MP	PLACE
1	Victoria		4/1	5/0	5/0	3/0	6	1
2	Queensland	1/4		5/0	5/0	2/1	5	2
3	New South Wales "B"	0/5	0/5		2/3	0/3	3	4
4	Presidents	0/5	0/5	3/2		1/2	4	3

PROGRESSIVE RESULTS				
TEAMS		R1	R2	R3
1	Victoria	5/0	5/0	4/1
2	Queensland	5/0	5/0	1/4
3	New South Wales "B"	0/5	0/5	2/3
4	Presidents	0/5	0/5	3/2

Last Updated: July 3, 2023 8:33 PM

2023 National Championships

Class 8-10 - Division B

TEAM RESULTS

MATCH SCORES								
TEAMS		1	2	3	4	WINS	MP	PLACE
1	Aust Capital Territory		3/2	3/2	5/0	3/0	6	1
2	New South Wales	2/3		3/2	5/0	2/1	5	2
3	Queensland "B"	2/3	2/3		4/1	1/2	4	3
4	New South Wales "C"	0/5	0/5	1/4		0/3	3	4

PROGRESSIVE RESULTS				
TEAMS		R1	R2	R3
1	Aust Capital Territory	3/2	5/0	3/2
2	New South Wales	5/0	3/2	2/3
3	Queensland "B"	2/3	2/3	4/1
4	New South Wales "C"	0/5	0/5	1/4

Last Updated: July 3, 2023 8:33 PM

TEAMS ANALYSIS

Class 8-10

	PLAYER	Wins	Losses	
ACT	Dane Graham	7	2	77.78%
	Joseph Shomali	3	5	37.50%
NSW	Ian Kim	6	3	66.67%
	Paulo Umetsu	4	4	50.00%
NSW B	Paul Croft	4	6	40.00%
	Philip Hurst	3	7	30.00%
NSW C	Gemma Hockley	4	6	40.00%
	Saniya Sood	0	10	0.00%
Pres	Vincent Femia	1	9	10.00%
	Nathan Tse	3	7	30.00%
QLD	Aaron Payne	5	3	62.50%
	David Serifovic	7	2	77.78%
QLD B	Vinnie Batten	7	1	87.50%
	Nigel Corish	2	4	33.33%
	Prakash Srinivasan	3	3	50.00%
VIC	Jake Ballestrino	6	2	75.00%
	Nathan Pellissier	9	0	100.00%

TEAMS ANALYSIS

Class 8-10 - Playoff Positions 1-4

	PLAYER	Aust Capital Territory		New South Wales		Queensland		Victoria		Wins	Losses	
		D G	J S	I K	P U	A P	D S	J B	N P			
ACT	Dane Graham					3/0	3/1		1/3	2	1	66.67%
	Joseph Shomali						0/3	1/3		0	2	0.00%
NSW	Ian Kim					2/3		3/2	0/3	1	2	33.33%
	Paulo Umetsu						0/3		0/3	0	2	0.00%
QLD	Aaron Payne	0/3		3/2						1	1	50.00%
	David Serifovic	1/3	3/0		3/0					2	1	66.67%
VIC	Jake Ballestrino		3/1	2/3						1	1	50.00%
	Nathan Pellissier	3/1		3/0	3/0					3	0	100.00%

Class 8-10 - Playoff Positions 5-8

	PLAYER	New South Wales "B"		New South Wales "C"		Presidents		Queensland "B"			Wins	Losses	
		P C	P H	G H	S S	V F	N T	V B	N C	P S			
NSW B	Paul Croft			3/0	3/0			0/3		3/1	3	1	75.00%
	Philip Hurst			0/3	3/0				3/1	0/3	2	2	50.00%
NSW C	Gemma Hockley	0/3	3/0			3/0	3/1				3	1	75.00%
	Saniya Sood	0/3	0/3			1/3	0/3				0	4	0.00%
Pres	Vincent Femia			0/3	3/1				0/3	0/3	1	3	25.00%
	Nathan Tse			1/3	3/0			0/3		0/3	1	3	25.00%
QLD B	Vinnie Batten	3/0					3/0				2	0	100.00%
	Nigel Corish		1/3			3/0					1	1	50.00%
	Prakash Srinivasan	1/3	3/0			3/0	3/0				3	1	75.00%

TEAMS ANALYSIS

Class 8-10 - Division A

	PLAYER	New South Wales "B"		Presidents		Queensland		Victoria		Wins	Losses	
		PC	PH	VF	NT	AP	DS	JB	NP			
NSW B	Paul Croft			3/0	2/3	1/3	0/3	0/3	0/3	1	5	16.67%
	Philip Hurst			3/2	0/3	0/3	0/3	0/3	0/3	1	5	16.67%
Pres	Vincent Femia	0/3	2/3			0/3	0/3	0/3	0/3	0	6	0.00%
	Nathan Tse	3/2	3/0			0/3	0/3	0/3	0/3	2	4	33.33%
QLD	Aaron Payne	3/1	3/0	3/0	3/0			0/3	0/3	4	2	66.67%
	David Serifovic	3/0	3/0	3/0	3/0			3/0	0/3	5	1	83.33%
VIC	Jake Ballestrino	3/0	3/0	3/0	3/0	3/0	0/3			5	1	83.33%
	Nathan Pellissier	3/0	3/0	3/0	3/0	3/0	3/0			6	0	100.00%

Class 8-10 - Division B

	PLAYER	Aust Capital Territory		New South Wales		New South Wales "C"		Queensland "B"			Wins	Losses	
		DG	JS	IK	PU	GH	SS	VB	NC	PS			
ACT	Dane Graham			3/0	3/1	3/0	3/0	2/3	3/0		5	1	83.33%
	Joseph Shomali			1/3	1/3	3/0	3/0	0/3	3/0		3	3	50.00%
NSW	Ian Kim	0/3	3/1			3/0	3/0	3/2		3/0	5	1	83.33%
	Paulo Umetsu	1/3	3/1			3/0	3/0	0/3		3/1	4	2	66.67%
NSW C	Gemma Hockley	0/3	0/3	0/3	0/3			0/3	3/2		1	5	16.67%
	Saniya Sood	0/3	0/3	0/3	0/3			0/3	0/3		0	6	0.00%
QLD B	Vinnie Batten	3/2	3/0	2/3	3/0	3/0	3/0				5	1	83.33%
	Nigel Corish	0/3	0/3			2/3	3/0				1	3	25.00%
	Prakash Srinivasan			0/3	1/3						0	2	0.00%

2023 National Championships

Open Class 11

Aust Cap Territory "B"

Chenoa Paul

Rebecca Simpson

Presidents

Rory Carroll (VIC)

Jonathan Tan (NSW)

Aust Capital Territory

Joshua Christmas

Woody Menzies

Queensland

Nicholas Jefferson

Ashley Parrott

Last Updated: July 2, 2023 4:11 PM

2023 National Championships

Open Class 11

TEAM RESULTS

MATCH SCORES								
TEAMS		1	2	3	4	WINS	MP	PLACE
1	Presidents		4/1	5/0	5/0	3/0	6	1
2	Queensland	1/4		5/0	5/0	2/1	5	2
3	Aust Cap Territory "B"	0/5	0/5		2/3	0/3	3	4
4	Aust Capital Territory	0/5	0/5	3/2		1/2	4	3

PROGRESSIVE RESULTS				
TEAMS		R1	R2	R3
1	Presidents	5/0	5/0	4/1
2	Queensland	5/0	5/0	1/4
3	Aust Cap Territory "B"	0/5	0/5	2/3
4	Aust Capital Territory	0/5	0/5	3/2

Last Updated: July 4, 2023 3:36 PM

TEAMS ANALYSIS

Open Class 11

	PLAYER	Aust Cap Territory "B"		Aust Capital Territory		Presidents		Queensland		Wins	Losses	
		CP	RS	JC	WM	RC	JT	NJ	AP			
ACT B	Chenoa Paul			3/0	1/3	0/3	0/3	0/3	0/3	1	5	16.67%
	Rebecca Simpson			3/1	1/3	0/3	0/3	0/3	0/3	1	5	16.67%
ACT	Joshua Christmas	0/3	1/3			0/3	0/3	0/3	0/3	0	6	0.00%
	Woody Menzies	3/1	3/1			0/3	0/3	0/3	0/3	2	4	33.33%
Pres	Rory Carroll	3/0	3/0	3/0	3/0			3/0	3/1	6	0	100.00%
	Jonathan Tan	3/0	3/0	3/0	3/0			3/2	1/3	5	1	83.33%
QLD	Nicholas Jefferson	3/0	3/0	3/0	3/0	0/3	2/3			4	2	66.67%
	Ashley Parrott	3/0	3/0	3/0	3/0	1/3	3/1			5	1	83.33%