


# Smart Choice 2003 Australian Veterans Table Tennis Championships

## Over 40 Mens Singles

### SEEDS

- 1 B Huynh (VIC)
- 2 M Wellington (QLD)
- 3 P Pinkewich (NSW)
- 4 B Berry (VIC)
- 5 W Heginbotham (NSW)
- 6 S Pandit (SA)
- 7 L Bisiach (VIC)
- 8 J Drew (WA)



# Smart Choice 2003 Australian Veterans Table Tennis Championships

## Over 40 Mens Singles

**Group A**

| NAME    | Huynh | Bye | Bye | Win | Lose | Pos |
|---------|-------|-----|-----|-----|------|-----|
| B Huynh |       |     |     |     |      |     |
| Bye     |       |     |     |     |      |     |
| Bye     |       |     |     |     |      |     |

**Group K**

| NAME       | Berry    | Sherriff    | Parker       | Win | Lose | Pos |
|------------|----------|-------------|--------------|-----|------|-----|
| B Berry    |          | 4,7,7       | 7,9,9        | 2   | 0    | 1   |
| J Sherriff | -4,-7,-7 |             | 7,-9,7,-5,-7 | 0   | 2    | 3   |
| I Parker   | -7,-9,-9 | -7,9,-7,5,7 |              | 1   | 1    | 2   |

**Group B**

| NAME      | Webb         | Garrett      | Turner     | Win | Lose | Pos |
|-----------|--------------|--------------|------------|-----|------|-----|
| T Webb    |              | 5,4,5        | 12,-5,10,3 | 2   | 0    | 1   |
| R Garrett | -5,-4,-5     |              | -8,11,10,7 | 1   | 1    | 2   |
| M Turner  | -12,5,-10,-3 | 8,-11,-10,-7 |            | 0   | 2    | 3   |

**Group L**

| NAME       | Robson    | Tomas    | Mainland | Win | Lose | Pos |
|------------|-----------|----------|----------|-----|------|-----|
| B Robson   |           | 3,6,10   | 7,4,5    | 2   | 0    | 1   |
| D Tomas    | -3,-6,-10 |          | 9,4,7    | 1   | 1    | 2   |
| C Mainland | -7,-4,-5  | -9,-4,-7 |          | 0   | 2    | 3   |

**Group C**

| NAME      | Walker        | Evans          | Hopkins | Win | Lose | Pos |
|-----------|---------------|----------------|---------|-----|------|-----|
| T Walker  |               | 7,-12,-7,6,-10 | 4,7,4   | 1   | 1    | 2   |
| B Evans   | -7,12,7,-6,10 |                | 8,1,7   | 2   | 0    | 1   |
| A Hopkins | -4,-7,-4      | -8,-1,-7       |         | 0   | 2    | 3   |

**Group M**

| NAME          | Samuelsson     | Ede           | Colussi | Win | Lose | Pos |
|---------------|----------------|---------------|---------|-----|------|-----|
| TL Samuelsson |                | 6,9,-13,-13,6 | 7,7,6   | 2   | 0    | 1   |
| M W Ede       | -6,-9,13,13,-6 |               | 7,8,1   | 1   | 1    | 2   |
| R Colussi     | -7,-7,-6       | -7,-8,-1      |         | 0   | 2    | 3   |

**Group D**

| NAME     | Cheung       | Allen         | Finlay | Win | Lose | Pos |
|----------|--------------|---------------|--------|-----|------|-----|
| P Cheung |              | 8,-9,-10,2,-8 | 9,7,6  | 1   | 1    | 2   |
| K Allen  | -8,9,10,-2,8 |               | 1,11,6 | 2   | 0    | 1   |
| I Finlay | -9,-7,-6     | -1,-11,-6     |        | 0   | 2    | 3   |

**Group N**

| NAME         | Pandit     | Beaumont | Goldenberg | Win | Lose | Pos |
|--------------|------------|----------|------------|-----|------|-----|
| S Pandit     |            | 5,6,-6,3 | 9,9,6      | 2   | 0    | 1   |
| D Beaumont   | -5,-6,6,-3 |          | 6,8,5      | 1   | 1    | 2   |
| J Goldenberg | -9,-9,-6   | -6,-8,-5 |            | 0   | 2    | 3   |

**Group E**

| NAME       | Drew          | Lassen       | Solomons    | Win | Lose | Pos |
|------------|---------------|--------------|-------------|-----|------|-----|
| J Drew     |               | 5,-10,-7,4,8 | -8,5,-6,4,3 | 2   | 0    | 1   |
| R Lassen   | -5,10,7,-4,-8 |              | 6,8,7       | 1   | 1    | 2   |
| M Solomons | 8,-5,6,-4,-3  | -6,-8,-7     |             | 0   | 2    | 3   |

**Group P**

| NAME          | Heginbotham | Morato    | Sheedy      | Win | Lose | Pos |
|---------------|-------------|-----------|-------------|-----|------|-----|
| W Heginbotham |             | 3,5,5     | 4,4,5       | 2   | 0    | 1   |
| TJ Morato     | -3,-5,-5    |           | -8,9,-10,-4 | 0   | 2    | 3   |
| P Sheedy      | -4,-4,-5    | 8,-9,10,4 |             | 1   | 1    | 2   |

**Group F**

| NAME      | Bisiach       | Kemp         | Lowe     | Win | Lose | Pos |
|-----------|---------------|--------------|----------|-----|------|-----|
| L Bisiach |               | -8,-5,9,10,2 | 5,6,3    | 2   | 0    | 1   |
| M Kemp    | 8,5,-9,-10,-2 |              | 5,9,-7,3 | 1   | 1    | 2   |
| D Lowe    | -5,-6,-3      | -5,-9,7,-3   |          | 0   | 2    | 3   |

**Group Q**

| NAME       | Websdale | Ferro    | Rylatt     | Win | Lose | Pos |
|------------|----------|----------|------------|-----|------|-----|
| P Websdale |          | Forfeit  | Forfeit    | 0   | 2    | 3   |
| T Ferro    | Walkover |          | 8,-0,-0,-0 | 1   | 1    | 2   |
| D Rylatt   | Walkover | -8,0,0,0 |            | 2   | 0    | 1   |

**Group G**

| NAME     | Green    | Bach       | Wuttke   | Win | Lose | Pos |
|----------|----------|------------|----------|-----|------|-----|
| P Green  |          | 8,-7,-8,-8 | 6,4,6    | 1   | 1    | 1   |
| R Bach   | -8,7,8,8 |            | -7,-9,-6 | 1   | 1    | 3   |
| W Wuttke | -6,-4,-6 | 7,9,6      |          | 1   | 1    | 2   |

**Group R**

| NAME       | Jeffreys   | Tran         | Lot      | Win | Lose | Pos |
|------------|------------|--------------|----------|-----|------|-----|
| J Jeffreys |            | -5,-10,11,-6 | -7,9,4,6 | 1   | 1    | 2   |
| H Tran     | 5,10,-11,6 |              | -6,3,9,9 | 2   | 0    | 1   |
| R Lot      | 7,-9,-4,-6 | 6,-3,-9,-9   |          | 0   | 2    | 3   |

**Group H**

| NAME        | Schull   | Malyschko  | Pun   | Win | Lose | Pos |
|-------------|----------|------------|-------|-----|------|-----|
| D Schull    |          | -10,-17,-6 | 3,5,8 | 1   | 1    | 2   |
| D Malyschko | 10,17,6  |            | 8,6,5 | 2   | 0    | 1   |
| K Pun       | -3,-5,-8 | -8,-6,-5   |       | 0   | 2    | 3   |

**Group S**

| NAME         | Wellington | Mason    | Leung  | Win | Lose | Pos |
|--------------|------------|----------|--------|-----|------|-----|
| M Wellington |            | 8,3,10   | 4,11,6 | 2   | 0    | 1   |
| E Mason      | -8,-3,-10  |          | 8,6,9  | 1   | 1    | 2   |
| R Leung      | -4,-11,-6  | -8,-6,-9 |        | 0   | 2    | 3   |

**Group J**

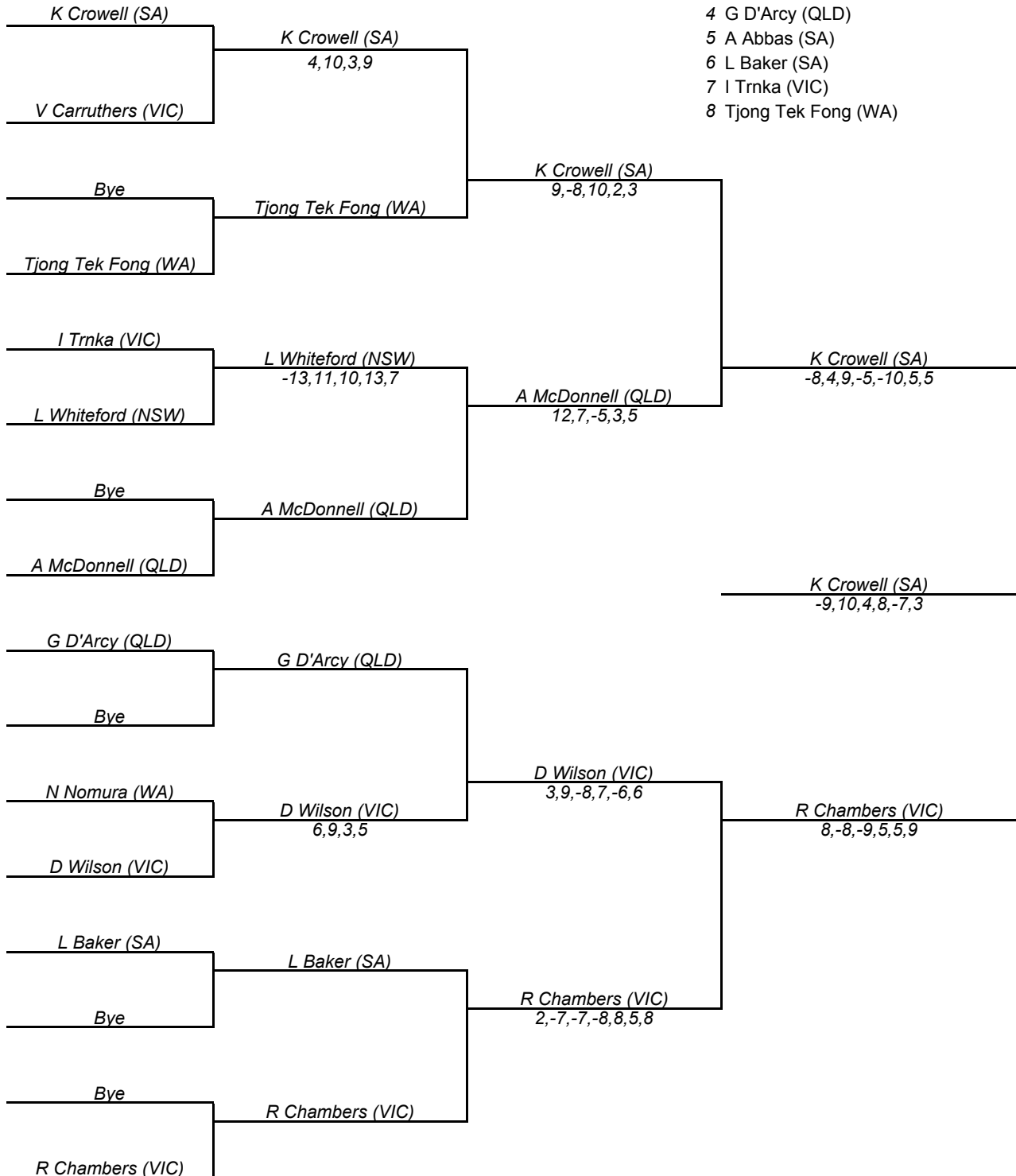
| NAME        | Pinkewich | Greaves   | Ting   | Win | Lose | Pos |
|-------------|-----------|-----------|--------|-----|------|-----|
| P Pinkewich |           | 5,3,6     | 4,1,4  | 2   | 0    | 1   |
| W Greaves   | -5,-3,-6  |           | 6,10,5 | 1   | 1    | 2   |
| D Ting      | -4,-1,-4  | -6,-10,-5 |        | 0   | 2    | 3   |

# Smart Choice 2003 Australian Veterans Table Tennis Championships

## Over 40 Womens Singles

**SEEDS**

- 1 K Crowell (SA)
- 2 R Chambers (VIC)
- 3 A McDonnell (QLD)
- 4 G D'Arcy (QLD)
- 5 A Abbas (SA)
- 6 L Baker (SA)
- 7 I Trnka (VIC)
- 8 Tjong Tek Fong (WA)



## Smart Choice 2003 Australian Veterans Table Tennis Championships

### Over 40 Womens Singles

**Group A**

| NAME      | Crowell | Bye | Bye | Win | Lose | Pos |
|-----------|---------|-----|-----|-----|------|-----|
| K Crowell |         |     |     |     |      |     |
| Bye       |         |     |     |     |      |     |
| Bye       |         |     |     |     |      |     |

**Group B**

| NAME         | Clarke     | Towers   | Carruthers | Win | Lose | Pos |
|--------------|------------|----------|------------|-----|------|-----|
| P Clarke     |            | -7,3,8,7 | -7,-5,-6   | 1   | 1    | 2   |
| R Towers     | 7,-3,-8,-7 |          | -9,-6,8,-4 | 0   | 2    | 3   |
| V Carruthers | 7,5,6      | 9,6,-8,4 |            | 2   | 0    | 1   |

**Group C**

| NAME           | Tjong Tek Fong | Morgan   | Bridle    | Win | Lose | Pos |
|----------------|----------------|----------|-----------|-----|------|-----|
| Tjong Tek Fong |                | 3,3,-5,2 | 7,12,-7,6 | 2   | 0    | 1   |
| J Morgan       | -3,-3,5,-2     |          | -11,-8,-5 | 0   | 2    | 3   |
| D Bridle       | -7,-12,7,-6    | 11,8,5   |           | 1   | 1    | 2   |

**Group D**

| NAME     | Trnka    | Joeng    | Talbot     | Win | Lose | Pos |
|----------|----------|----------|------------|-----|------|-----|
| I Trnka  |          | 2,7,4    | 3,5,4      | 2   | 0    | 1   |
| T Joeng  | -2,-7,-4 |          | -7,4,-9,-4 | 0   | 2    | 3   |
| B Talbot | -3,-5,-4 | 7,-4,9,4 |            | 1   | 1    | 2   |

**Group E**

| NAME        | Whiteford   | Joliffe       | Ho           | Win | Lose | Pos |
|-------------|-------------|---------------|--------------|-----|------|-----|
| L Whiteford |             | 6,8,5         | 6,6,-10,4    | 2   | 0    | 1   |
| G Joliffe   | -6,-8,-5    |               | -7,-9,8,10,0 | 1   | 1    | 2   |
| V Ho        | -6,-6,10,-4 | 7,9,-8,-10,-0 |              | 0   | 2    | 3   |

**Group F**

| NAME        | McDonnell | Nolan         | Ho           | Win | Lose | Pos |
|-------------|-----------|---------------|--------------|-----|------|-----|
| A McDonnell |           | 8,4,3         | 5,1,2        | 2   | 0    | 1   |
| J Nolan     | -8,-4,-3  |               | -9,-8,6,2,11 | 1   | 1    | 2   |
| F Ho        | -5,-1,-2  | 9,8,-6,-2,-11 |              | 0   | 2    | 3   |

**Group G**

| NAME          | D'Arcy      | Aduckiewicz  | Beggs       | Win | Lose | Pos |
|---------------|-------------|--------------|-------------|-----|------|-----|
| G D'Arcy      |             | -9,7,4,6     | 9,-10,6,6   | 2   | 0    | 1   |
| J Aduckiewicz | 9,-7,-4,-6  |              | 9,-8,4,-8,9 | 1   | 1    | 2   |
| K Beggs       | -9,10,-6,-6 | -9,8,-4,8,-9 |             | 0   | 2    | 3   |

**Group H**

| NAME      | Nomura      | Davis         | O'Brien      | Win | Lose | Pos |
|-----------|-------------|---------------|--------------|-----|------|-----|
| N Nomura  |             | -15,8,4,6     | 5,11,-7,7    | 2   | 0    | 1   |
| C Davis   | 15,-8,-4,-6 |               | 8,9,-7,-4,10 | 1   | 1    | 2   |
| K O'Brien | -5,-11,7,-7 | -8,-9,7,4,-10 |              | 0   | 2    | 3   |

**Group J**

| NAME     | Abbas   | Pha      | Wilson   | Win | Lose | Pos |
|----------|---------|----------|----------|-----|------|-----|
| A Abbas  |         | Walkover | -6,-3,-5 | 1   | 1    | 2   |
| A Pha    | Forfeit |          | Forfeit  | 0   | 2    | 3   |
| D Wilson | 6,3,5   | Walkover |          | 2   | 0    | 1   |

**Group K**

| NAME      | Baker    | Unthank      | Cowie       | Win | Lose | Pos |
|-----------|----------|--------------|-------------|-----|------|-----|
| L Baker   |          | 8,3,3        | 4,7,5       | 2   | 0    | 1   |
| P Unthank | -8,-3,-3 |              | 6,-7,7,-6,6 | 1   | 1    | 2   |
| C Cowie   | -4,-7,-5 | -6,7,-7,6,-6 |             | 0   | 2    | 3   |

**Group L**


| NAME       | Chambers  | Payne | Chen     | Win | Lose | Pos |
|------------|-----------|-------|----------|-----|------|-----|
| R Chambers |           | 3,5,5 | 7,5,10   | 2   | 0    | 1   |
| R Payne    | -3,-5,-5  |       | -3,-8,-5 | 0   | 2    | 3   |
| S Chen     | -7,-5,-10 | 3,8,5 |          | 1   | 1    | 2   |

## Smart Choice 2003 Australian Veterans Table Tennis Championships

### Over 40 Mens Doubles

#### SEEDS

- 1 W Heginbotham/B Robson (NSW)
- 2 S Pandit (SA)/P Pinkewich (NSW)
- 3 B Berry (VIC)/M Wellington (QLD)
- 4 B Huynh (VIC)/H Tran (NSW)
- 5 D Beaumont (NSW)/TL Samuelsson (QLD)
- 6 D Rylatt (VIC)/W Wuttke (QLD)
- 7 P Cheung/P Green (QLD)
- 8 J Drew/I Parker (WA)




## Smart Choice 2003 Australian Veterans Table Tennis Championships

### Over 40 Womens Doubles

#### SEEDS

- 1 V Carruthers/R Chambers (VIC)
- 2 P Clarke/A McDonnell (QLD)
- 3 L Baker/K Crowell (SA)
- 4 V Beaver (NZ)/A Roberts (VIC)
- 5 D Bridle/I Trnka (VIC)
- 6 A Abbas/C Matthews (SA)
- 7 N Nomura/Tjong Tek Fong (WA)
- 8 L Barker (NZ)/G Joliffe (ACT)



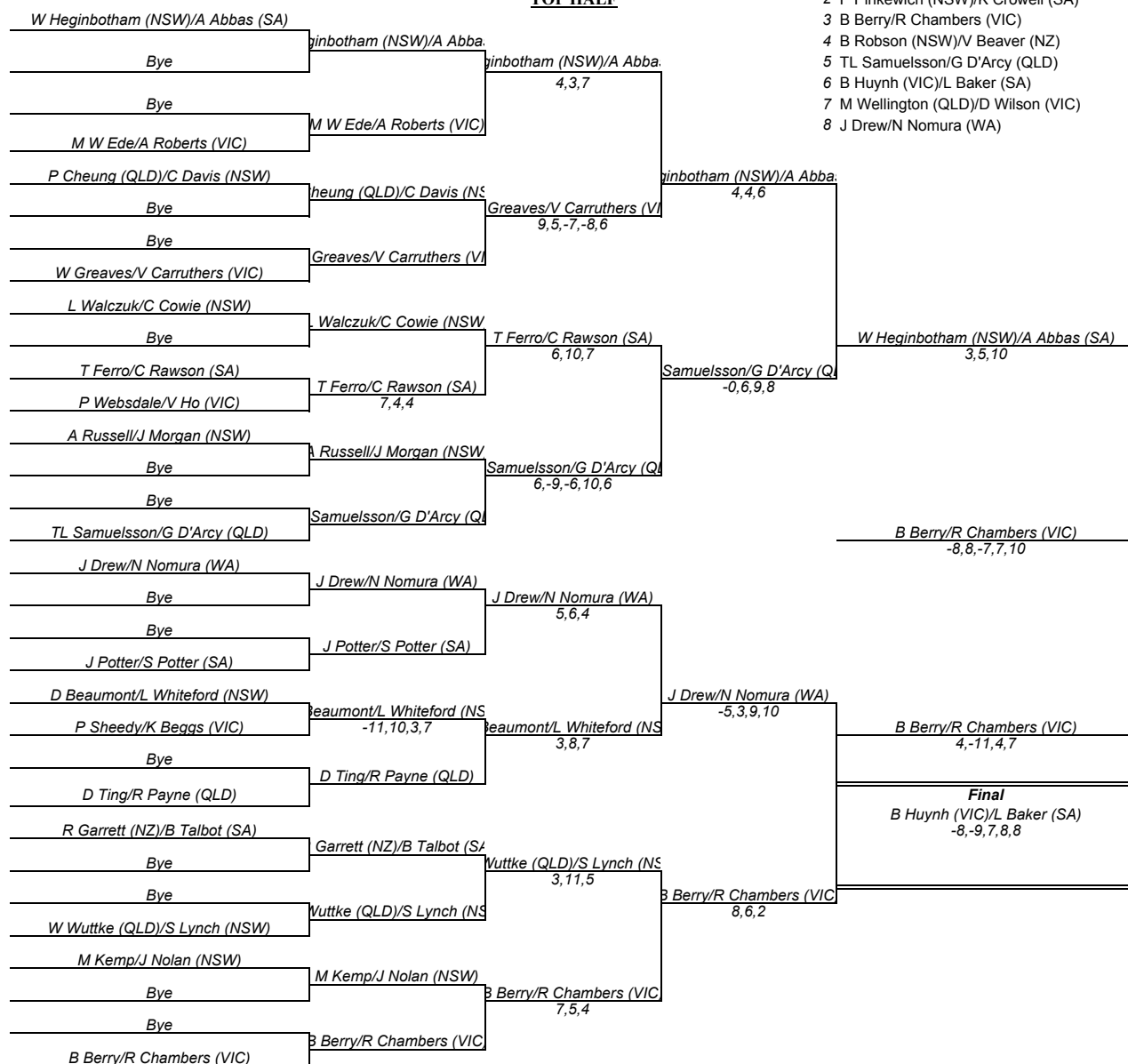
## Smart Choice 2003 Australian Veterans Table Tennis Championships

### Over 40 Mixed Doubles

#### SEEDS

- 1 W Heginbotham (NSW)/A Abbas (SA)
- 2 P Pinkewich (NSW)/K Crowell (SA)
- 3 B Berry/R Chambers (VIC)
- 4 B Robson (NSW)/V Beaver (NZ)
- 5 TL Samuelsson/G D'Arcy (QLD)
- 6 B Huynh (VIC)/L Baker (SA)
- 7 M Wellington (QLD)/D Wilson (VIC)
- 8 J Drew/N Nomura (WA)

#### TOP HALF



# Smart Choice 2003 Australian Veterans Table Tennis Championships

## Over 40 Mixed Doubles

### BOTTOM HALF

