

2023 National Veterans Championships

Ken Cole Trophy

Julie Coombes

SA

2023 National Veterans Championships

2023 National Veterans Championships Order of Merit
--

Over 30 Men

1	Craig Carter	VIC
2	Giovanni Cnapich	QLD
3	Geoff Chan	ACT
4	Sam Palmer	VIC
5	Wilson Hui	NSW
6	Paton Wilson	SA
7	Christopher Dobrovic	VIC
8	Arnab Rakshit	ACT
9	Amir Forouzanfar	NSW
10	Raman Chandra	NSW

Over 40 Men

1	Barry Griffiths	NZL
2	Alexandre Vong	NSW
3	Simon Johnson	VIC
4	Pascal Mias	NSW
5	Duy Nguyen	QLD
6	Craig Dye	NZL
7	John Ngo	NSW
8	Rong Chen	NZL
9	Paul Glassenbury	SA
10	Edwin Nieman	NZL

Over 50 Women

1	Oksana Listkova	VIC
2	Ai Qin Zhang	NSW
3	Kris Alisch	NZL
4	Christina Xiong	VIC
5	Beverley Clackson	NSW
6	Sarah Sandley	SA
7	Tutty Tanfana	NZL
8	Melisa Ball	VIC
9	Ann-Louise Stewart	QLD
10	Yoko Johnston	NSW

Over 60 Women

1	Vicki Carruthers	VIC
2	Clare Owen	QLD
3	Debbie Wilson	VIC
4	Andrea McDonnell	QLD
5	Jan Yu	QLD
6	Lesley Gardner	NZL
7	Yue Xiao	ACT
8	Helen Zhang	QLD
9	Jutta Marquardt	QLD
10	Shuying Sun	ACT

Over 30 Women

1	Emiri Tsukamoto	NSW
2	Anna Bobana	QLD
3	Shelley Neal	NZL
4	Maha Saad	NSW
5	Emma Widdup	QLD
6	Beck Bennett	WA
7	Kate Carmichael	VIC
8	Lydia Liu	VIC
9	Forough Karimi	NSW
10	Karen Pon	WA

Over 50 Men

1	Michael Bowrey	ACT
2	Hoa Ngo	NZL
3	Anthony Jeffress	QLD
4	Herijanto Najan	NSW
5	Paul Langley	SA
6	Michael Zhang	SA
7	Kevin Yang	NZL
8	Kallum Trass	QLD
9	Walter Ly	NSW
10	Harrison Huang	VIC

Over 60 Men

1	Stuart Armstrong	NZL
2	Peter Krigovsky	NSW
3	Max Wellington	QLD
4	Paul Leslie Green	QLD
5	Bruce Judge	NSW
6	Kevin Malyschko	SA
7	Hien Tran	NSW
8	Michael Pilotto	NSW
9	Brett Evans	NSW
10	Trevor Walker	SA

Over 65 Men

1	Kim Soon Tan	ACT
2	Craig Campbell	WA
3	Wayne Heginbotham	NSW
4	Bill Robson	NSW
5	Yuliang Jiang	NZL
6	Wen Ung	ACT
7	Geoffrey Lamberton	QLD
8	Herman Pikel	VIC
9	Kheng Yee Lai	NZL
10	Mikhail Geller	VIC

2023 National Veterans Championships

2023 National Veterans Championships Order of Merit

Over 65 Women

1	Gayle D'Arcy	QLD
2	Kay Crowell	SA
3	Alice Abbas	SA
4	Therese Chappell	QLD
5	Judy Blackburn	TAS
6	Irina Sakova	TAS
7	Leonie Whiteford	NSW
8	Judy James	VIC
9	Jeanne Strong	VIC
10	Kim Holcomb	TAS

Over 70 Women

1	Elfrida Kalich	NT
2	Tetyana Tanya Sulimova	NZL
3	Chris Matthews	SA
4	Yvonne Fogarty	NZL
5	Jennifer Aduckiewicz	NSW
6	Lorraine Baker	SA
7	Joylene Morgan	NSW
8	Carol Cowie	NSW
9	Dawn Darwent	SA
10	Judy Chin	QLD

Over 75 Women

1	Rose Veerhuis	NSW
2	Julie Coombes	SA
3	Kathleen Webber	NSW
4	Beverley May	SA
5	Lenore Roder	SA
6	Gwenda Rapley	SA
7	Maureen Fischer	VIC
8	Joy Boyd	NSW

Over 70 Men

1	Paul Pinkewich	NSW
2	Chau-Hung James Wong	NSW
3	John Scott	VIC
4	Cedric Wilson	WA
5	Ellman Lee	NSW
6	Richard Ooi	VIC
7	Michael Dombrose	WA
8	Ian Finlay	NSW
9	Stephen Tai	NSW
10	Cyrus Pestonji	NSW

Over 75 Men

1	Thomas Samuelsson	QLD
2	Tony Needham	WAL
3	William Weinstock	NZL
4	Clive Sim	VIC
5	Martin Solomons	QLD
6	Hans Wetsteyn	NSW
7	Inh Van Le	NSW
8	Calvin Law	NSW

Over 80 Men

1	Buddy Reid	VIC
2	Igor Klaf	VIC
3	Harry Bligh	QLD
4	Kenneth Hay	QLD
5	Jose Abrantes	NT
6	Thong Teck Lee	NT
7	Bernard Kuiper	NSW
8	Wing-Kwai Chan	NSW
9	David McCloughry	SA
10	Peter Muller	WA


2023 National Veterans Championships

2023 National Veterans Championships Best Player Award

<u>Over 30 Men</u>	Craig Carter
<u>Over 30 Women</u>	Beck Bennett
<u>Over 40 Men</u>	Paul Langley
<u>Over 40 Women</u>	Beck Bennett
<u>Over 50 Men</u>	Paul Langley
<u>Over 50 Women</u>	Oksana Listkova
<u>Over 60 Men</u>	Bill Robson
<u>Over 60 Women</u>	Clare Owen Andrea McDonnell
<u>Over 65 Men</u>	Bill Robson
<u>Over 65 Women</u>	Gayle D'Arcy
<u>Over 70 Men</u>	Kheng Yee Lai
<u>Over 70 Women</u>	Elfrida Kalich
<u>Over 75 Men</u>	Inh Van Le
<u>Over 75 Women</u>	Julie Coombes
<u>Over 80 Men</u>	Inh Van Le
<u>Over 80 Women</u>	Kathleen Webber
<u>Over 85 Men</u>	Bernard Kuiper
<u>Over 85 Women</u>	Joy Boyd

2023 National Veterans Championships

Over 30 Men's Singles



2023 National Veterans Championships

Over 30 Men's Singles

Group A

NAME	Griffiths	Suy	Wiltshire		Win	Lose	Pos
B Griffiths		Walkover	6,4,1		2	0	1
M Suy	Forfeit		Forfeit		0	2	
J Wiltshire	0-3	Walkover			1	1	2

Group B

NAME	Cnapich	Pirwani	Ortencio		Win	Lose	Pos
G Cnapich		6,7,4	4,3,7		2	0	1
F Pirwani	0-3		4,6,-6,-8,5		1	1	2
J Ortencio	0-3	2-3			0	2	3

Group C

NAME	Carter	Neubauer	Sachdeva		Win	Lose	Pos
C Carter		6,6,6	2,6,4		2	0	1
K Neubauer	0-3		8,12,-9,9		1	1	2
D Sachdeva	0-3	1-3			0	2	3

Group D

NAME	Vong	Subramaniam	Wang	Pham	Win	Lose	Pos
A Vong		Walkover	5,7,3	5,3,6	3	0	1
H Subramaniam	Forfeit		Forfeit	Forfeit	0	3	
J Wang	0-3	Walkover		5,3,5	2	1	2
V Pham	0-3	Walkover	0-3		1	2	3

Group E

NAME	Palmer	Beaumont	Gray	Garcia Trujillo	Win	Lose	Pos
S Palmer		6,5,6	5,2,4	4,6,8	3	0	1
R Beaumont	0-3		5,7,5	2,7,7	2	1	2
S Gray	0-3	0-3		6,6,4	1	2	3
S Garcia Trujillo	0-3	0-3	0-3		0	3	4

Group F

NAME	Johnson	Kitageri	Kumar	Whiting	Win	Lose	Pos
S Johnson		11,5,8	8,6,6	6,3,5	3	0	1
S Kitageri	0-3		9,-6,-5,-3	8,7,10	1	2	3
K Kumar	0-3	3-1		5,4,6	2	1	2
S Whiting	0-3	0-3	0-3		0	3	4

Group G

NAME	Hui	Warr	Jin	Sharma	Win	Lose	Pos
W Hui		-10,6,-5,3,7	-7,6,5,11	5,6,4	3	0	1
S Warr	2-3		4,-6,8,5	6,10,4	2	1	2
J Jin	1-3	1-3		5,-11,9,-10,9	1	2	3
P Sharma	0-3	0-3	2-3		0	3	4

2023 National Veterans Championships

Over 30 Men's Singles

Group H

NAME	Fenwick	Pegg	Boguslavsky	Chau	Win	Lose	Pos
S Fenwick		3,5,-8,6	8,7,3	6,6,4	3	0	1
A Pegg	1-3		4,5,-11,9	-9,4,9,5	2	1	2
M Boguslavsky	0-3	1-3		10,12,4	1	2	3
J Chau	0-3	1-3	0-3		0	3	4

Group J

NAME	Wong	Pearce	Sullivan	Shomali	Win	Lose	Pos
J Wong		Forfeit	Forfeit	Forfeit	0	3	
F Pearce	Walkover		10,7,7	6,1,6	3	0	1
D Sullivan	Walkover	0-3		7,3,8	2	1	2
J Shomali	Walkover	0-3	0-3		1	2	3

Group K

NAME	Rakshit	Weaver	Vergara Iregui	Mills	Win	Lose	Pos
A Rakshit		Forfeit	Forfeit	Forfeit	0	3	
R Weaver	Walkover		-7,-4,3,12,-10	3,7,8	2	1	2
J Vergara Iregui	Walkover	3-2		8,11,6	3	0	1
S Mills	Walkover	0-3	0-3		1	2	3

Group L

NAME	Ngo	Chan	Wright	Fernandes	Win	Lose	Pos
J Ngo		-2,-9,-6	5,6,7	-9,4,10,6	2	1	2
G Chan	3-0		6,3,6	3,10,7	3	0	1
J Wright	0-3	0-3		9,-8,6,5	1	2	3
G Fernandes	1-3	0-3	1-3		0	3	4

Group M

NAME	Madaan	Nguyen	Denman	Georgeson	Win	Lose	Pos
H Madaan		9,-7,-8,-7	4,1,5	2,10,7	2	1	2
D Nguyen	3-1		8,3,-3,1	-10,4,10,5	3	0	1
S Denman	0-3	1-3		12,6,3	1	2	3
C Georgeson	0-3	1-3	0-3		0	3	4

Group N

NAME	Vangaveti	Dobrovic	McDonald	Fitzpatrick	Win	Lose	Pos
V Vangaveti		-8,5,11,10	3,7,9	9,9,9	3	0	1
C Dobrovic	1-3		5,5,6	6,4,-8,-8,3	2	1	2
D McDonald	0-3	0-3		5,6,-12,-10,-8	0	3	4
A Fitzpatrick	0-3	2-3	3-2		1	2	3

Group P

NAME	Mias	Chan	Tran	Taranto	Win	Lose	Pos
P Mias		7,11,9	3,5,7	5,4,-8,12	3	0	1
J Chan	0-3		-6,-6,-6	8,4,8	1	2	3
E Tran	0-3	3-0		4,6,4	2	1	2
D Taranto	1-3	0-3	0-3		0	3	4

2023 National Veterans Championships

Over 30 Men's Singles

Group Q

NAME	Warr	Wilson	Khayati	Grover	Win	Lose	Pos
M Warr		-8,-8,-6	7,4,9	-10,-11,8,8,6	2	1	2
P Wilson	3-0		6,7,4	9,5,4	3	0	1
S Khayati	0-3	0-3		-10,8,-10,-11	0	3	4
J Grover	2-3	0-3	3-1		1	2	3

Group R

NAME	Glassenbury	Coombes	Parkes	Hadad	Win	Lose	Pos
P Glassenbury		Walkover	9,8,-7,0	-8,4,7,5	3	0	1
N Coombes	Forfeit		Forfeit	Forfeit	0	3	
W Parkes	1-3	Walkover		-13,-10,7,9,9	2	1	2
A Hadad	1-3	Walkover	2-3		1	2	3

Last Updated: October 5, 2023 11:40 AM

2023 National Veterans Championships

Over 30 Women's Singles



2023 National Veterans Championships

Over 30 Women's Singles

Group A

NAME	Tsukamoto	Male	Francis		Win	Lose	Pos
E Tsukamoto		3,4,-8,2	5,9,6		2	0	1
V Male	1-3		3,6,-10,4		1	1	2
J Francis	0-3	1-3			0	2	3

Group B

NAME	Bobana	De Silva	Hives		Win	Lose	Pos
A Bobana		6,2,6	6,7,7		2	0	1
C De Silva	0-3		6,-12,6,8		1	1	2
S Hives	0-3	1-3			0	2	3

Group C

NAME	Carmichael	Halocha	Fracalossi		Win	Lose	Pos
K Carmichael		2,-9,7,6	-9,-8,7,9,8		2	0	1
V Halocha	1-3		6,2,-8,2		1	1	2
S Fracalossi	2-3	1-3			0	2	3

Group D

NAME	Neal	Trass	Fernando	Ogawa	Win	Lose	Pos
S Neal		Walkover	7,6,-11,4	5,6,5	3	0	1
P-L Trass	Forfeit		Forfeit	Forfeit	0	3	
A Fernando	1-3	Walkover		9,4,1	2	1	2
Y Ogawa	0-3	Walkover	0-3		1	2	3

Group E

NAME	Bennett	Widdup	Tan	Shaughnessy	Win	Lose	Pos
B Bennett		7,-14,-10,4,8	5,2,2	1,4,3	3	0	1
E Widdup	2-3		6,-11,7,8	2,9,8	2	1	2
YC Tan	0-3	1-3		1,6,6	1	2	3
K Shaughnessy	0-3	0-3	0-3		0	3	4

Group F

NAME	Liu	Saad	Edano	Nicholson	Win	Lose	Pos
L Liu		-5,-8,-6	5,4,9	2,8,5	2	1	2
M Saad	3-0		5,4,6	5,7,4	3	0	1
J Edano	0-3	0-3		1,5,3	1	2	3
A Nicholson	0-3	0-3	0-3		0	3	4

Group G

NAME	Karimi	Pon	Sunley	Suy	Win	Lose	Pos
F Karimi		8,7,-5,4	3,6,8	Walkover	3	0	1
K Pon	1-3		3,11,8	Walkover	2	1	2
H Sunley	0-3	0-3		Walkover	1	2	3
L Suy	Forfeit	Forfeit	Forfeit		0	3	

2023 National Veterans Championships

Over 30 Men's Doubles

SEEDS

- 1 C Carter/S Palmer (VIC)
- 2 A Vong/P Mias (NSW)
- 3 S Johnson/M Warr (VIC)
- 4 W Hui/J Wong (NSW)



2023 National Veterans Championships

Over 30 Women's Doubles

SEEDS

- 1 E Tsukamoto/F Karimi (NSW)
- 2 A Bobana/V Halocha (QLD)
- 3 K Carmichael/V Male (VIC)
- 4 B Bennett (WA)/M Saad (NSW)



2023 National Veterans Championships

Over 30 Mixed Doubles

SEEDS

- 1 B Griffiths (NZL)/B Bennett (WA)
- 2 G Cnapich/A Bobana (QLD)
- 3 C Carter/K Carmichael (VIC)
- 4 R Beaumont/M Bromley (NSW)



2023 National Veterans Championships

Over 40 Men's Singles

TOP HALF



2023 National Veterans Championships

Over 40 Men's Singles

BOTTOM HALF



2023 National Veterans Championships

Over 40 Men's Singles

Group A

NAME	Griffiths	Kumar	Munro		Win	Lose	Pos
B Griffiths		5,5,2	6,6,7		2	0	1
K Kumar	0-3		9,-7,-9,-11		0	2	3
P Munro	0-3	3-1			1	1	2

Group B

NAME	Langley	MacPherson	Beg		Win	Lose	Pos
P Langley		3,1,5	3,2,6		2	0	1
M MacPherson	0-3		-9,8,-7,-6		0	2	3
M Beg	0-3	3-1			1	1	2

Group C

NAME	Vong	Boguslavsky	McDonald		Win	Lose	Pos
A Vong		4,4,5	3,9,3		2	0	1
M Boguslavsky	0-3		5,3,10		1	1	2
D McDonald	0-3	0-3			0	2	3

Group D

NAME	Dye	Trass	Prince	Taranto	Win	Lose	Pos
C Dye		5,9,3	9,8,8	6,3,6	3	0	1
K Trass	0-3		2,-7,3,-9,9	0,4,5	2	1	2
C Prince	0-3	2-3		8,9,7	1	2	3
D Taranto	0-3	0-3	0-3		0	3	4

Group E

NAME	Ngo	Mowle	Sullivan	Chau	Win	Lose	Pos
H Ngo		10,7,-10,11	4,-9,5,7	9,4,9	3	0	1
G Mowle	1-3		-8,-5,-6	11,5,8	1	2	3
D Sullivan	1-3	3-0		8,5,6	2	1	2
J Chau	0-3	0-3	0-3		0	3	4

Group F

NAME	Johnson	Thomson	Kang	Chong	Win	Lose	Pos
S Johnson		-9,6,8,6	4,5,-7,6	9,2,5	3	0	1
J Thomson	1-3		8,-2,-6,-8	5,2,-9,5	1	2	3
A Kang	1-3	3-1		-15,4,6,-8,6	2	1	2
D Chong	0-3	1-3	2-3		0	3	4

Group G

NAME	Fenwick	Robbins	Wang	Patton	Win	Lose	Pos
S Fenwick		9,3,-10,6	-8,8,-9,2,8	6,2,7	3	0	1
G Robbins	1-3		-10,-7,-5	7,6,4	1	2	3
J Wang	2-3	3-0		2,7,7	2	1	2
J Patton	0-3	0-3	0-3		0	3	4

2023 National Veterans Championships

Over 40 Men's Singles

Group H

NAME	Ngo	Griffiths	Gray	Whiting	Win	Lose	Pos
J Ngo		4,6,9	10,7,3	3,6,4	3	0	1
J Griffiths	0-3		5,-10,5,9	7,8,7	2	1	2
S Gray	0-3	1-3		7,7,6	1	2	3
S Whiting	0-3	0-3	0-3		0	3	4

Group J

NAME	Madaan	Drage	Jin	Praschifka	Win	Lose	Pos
H Madaan		Walkover	-6,-7,6,-9	3,7,8	2	1	2
M Drage	Forfeit		Forfeit	Forfeit	0	3	
J Jin	3-1	Walkover		5,6,6	3	0	1
J Praschifka	0-3	Walkover	0-3		1	2	3

Group K

NAME	Vangaveti	Laghari	Kempton	Chaing	Win	Lose	Pos
V Vangaveti		4,-9,5,9	2,4,2	8,6,14	3	0	1
A Laghari	1-3		0,4,-5,6	14,3,12	2	1	2
R Kempton	0-3	1-3		9,6,4	1	2	3
D Chaing	0-3	0-3	0-3		0	3	4

Group L

NAME	Mias	De Zwart	Carter	Imam	Win	Lose	Pos
P Mias		-8,-6,11,7,-7	2,8,6	Walkover	2	1	2
A De Zwart	3-2		4,5,3	Walkover	3	0	1
M Carter	0-3	0-3		Walkover	1	2	3
H Imam	Forfeit	Forfeit	Forfeit		0	3	

Group M

NAME	Warr	Li	Hansen	Hung	Win	Lose	Pos
M Warr		6,-9,-9,-7	-7,6,8,-10,5	5,6,9	2	1	2
J Li	3-1		9,-3,9,5	4,9,-9,5	3	0	1
H Hansen	2-3	1-3		4,5,7	1	2	3
J Hung	0-3	1-3	0-3		0	3	4

Group N

NAME	Bowrey	Beaumont	Chan	Fitzpatrick	Win	Lose	Pos
M Bowrey		8,2,-9,4	-8,6,5,6	5,5,-12,6	3	0	1
R Beaumont	1-3		13,-6,3,5	7,4,3	2	1	2
J Chan	1-3	1-3		-7,5,5,-7,9	1	2	3
A Fitzpatrick	1-3	0-3	2-3		0	3	4

Group P

NAME	Glassenbury	Pegg	Khayati	Sharma	Win	Lose	Pos
P Glassenbury		7,5,6	6,-11,8,6	6,4,7	3	0	1
A Pegg	0-3		7,4,8	10,4,2	2	1	2
S Khayati	1-3	0-3		7,6,4	1	2	3
P Sharma	0-3	0-3	0-3		0	3	4

2023 National Veterans Championships

Over 40 Men's Singles

Group Q

NAME	White	Zhang	Fung	Kovacs	Win	Lose	Pos
L White		5,-7,4,5	5,7,8	8,6,3	3	0	1
M Zhang	1-3		7,-10,5,8	8,11,4	2	1	2
P Fung	0-3	1-3		-8,6,-6,-8	0	3	4
T Kovacs	0-3	0-3	3-1		1	2	3

Group R

NAME	Huang	Mughal	Kumar	Mills	Win	Lose	Pos
H Huang		3,2,10	2,5,7	4,7,6	3	0	1
M Mughal	0-3		4,7,6	3,4,2	2	1	2
R Kumar	0-3	0-3		7,-4,-6,9,-7	0	3	4
S Mills	0-3	0-3	3-2		1	2	3

Group S

NAME	Nguyen	Weaver	Bhrara	Harding	Win	Lose	Pos
D Nguyen		14,-9,5,5	4,4,3	4,3,3	3	0	1
R Weaver	1-3		8,9,7	6,10,6	2	1	2
R Bhrara	0-3	0-3		7,10,7	1	2	3
A Harding	0-3	0-3	0-3		0	3	4

Group T

NAME	Azimi	Pearce	Denman	Hadad	Win	Lose	Pos
M Azimi		2,9,-3,10	3,7,4	5,9,7	3	0	1
F Pearce	1-3		Walkover	6,-7,9,7	2	1	2
S Denman	0-3	Forfeit		-8,8,-7,-9	0	3	4
A Hadad	0-3	1-3	3-1		1	2	3

Last Updated: October 5, 2023 7:10 PM

2023 National Veterans Championships

Over 40 Women's Singles



2023 National Veterans Championships

Over 40 Women's Singles

Group A

NAME	Bobana	Pon	Pinkewich		Win	Lose	Pos
A Bobana		10,6,3	1,-9,4,5		2	0	1
K Pon	0-3		10,-5,-9,-3		0	2	3
M Pinkewich	1-3	3-1			1	1	2

Group B

NAME	Listkova	Saad	Trass	Francis	Win	Lose	Pos
O Listkova		5,9,-10,10	Walkover	6,5,0	3	0	1
M Saad	1-3		Walkover	10,8,7	2	1	2
P-L Trass	Forfeit	Forfeit		Forfeit	0	3	
J Francis	0-3	0-3	Walkover		1	2	3

Group C

NAME	Xiong	Lin	Halocha	Wild	Win	Lose	Pos
C Xiong		4,2,7	1,-7,7,5	7,7,5	3	0	1
Y Lin	0-3		8,12,-10,9	6,6,9	2	1	2
V Halocha	1-3	1-3		4,-7,2,5	1	2	3
T Wild	0-3	0-3	1-3		0	3	4

Group D

NAME	Alisch	Brooks	Male	Mills	Win	Lose	Pos
K Alisch		6,-9,4,-8,5	7,8,13	8,6,4	3	0	1
R Brooks	2-3		-10,8,-6,4,6	7,3,4	2	1	2
V Male	0-3	2-3		3,8,6	1	2	3
J Mills	0-3	0-3	0-3		0	3	4

Group E

NAME	Neal	Widdup	Ball	Norton	Win	Lose	Pos
S Neal		-8,-5,-8	-13,5,7,-7,6	2,6,8	2	1	2
E Widdup	3-0		-6,-9,14,8,6	6,5,5	3	0	1
M Ball	2-3	2-3		11,5,4	1	2	3
L Norton	0-3	0-3	0-3		0	3	4

Group F

NAME	Sandley	Liu	Tran	Clementine	Win	Lose	Pos
S Sandley		5,5,9	3,-8,4,4	2,6,4	3	0	1
L Liu	0-3		8,-11,10,4	1,8,6	2	1	2
N Tran	1-3	1-3		9,6,6	1	2	3
J Clementine	0-3	0-3	0-3		0	3	4

Group G

NAME	Johnston	Brindley	Nottle	Nicholson	Win	Lose	Pos
Y Johnston		-9,-6,-12	6,4,9	6,2,4	2	1	2
A Brindley	3-0		-12,7,9,8	6,7,5	3	0	1
M Nottle	0-3	1-3		2,8,4	1	2	3
A Nicholson	0-3	0-3	0-3		0	3	4

Group H


NAME	Bennett	Stewart	Langley	Bowd	Win	Lose	Pos
B Bennett		-8,2,8,9	-12,3,8,5	4,2,1	3	0	1
A Stewart	1-3		8,-10,-9,7,-6	3,3,4	1	2	3
C Langley	1-3	3-2		8,1,1	2	1	2
M Bowd	0-3	0-3	0-3		0	3	4

2023 National Veterans Championships

Over 40 Men's Doubles

SEEDS

- 1 P Langley (SA)/C Dye (NZL)
- 2 A Vong/J Ngo (NSW)
- 3 S Johnson/M Warr (VIC)
- 4 S Fenwick/L White (NZL)
- 5 H Madaan (VIC)/P Glassenbury (SA)
- 6 V Vangaveti/D Nguyen (QLD)
- 7 P Mias/M Azimi (NSW)
- 8 M Bowrey (ACT)/P Wood (NSW)

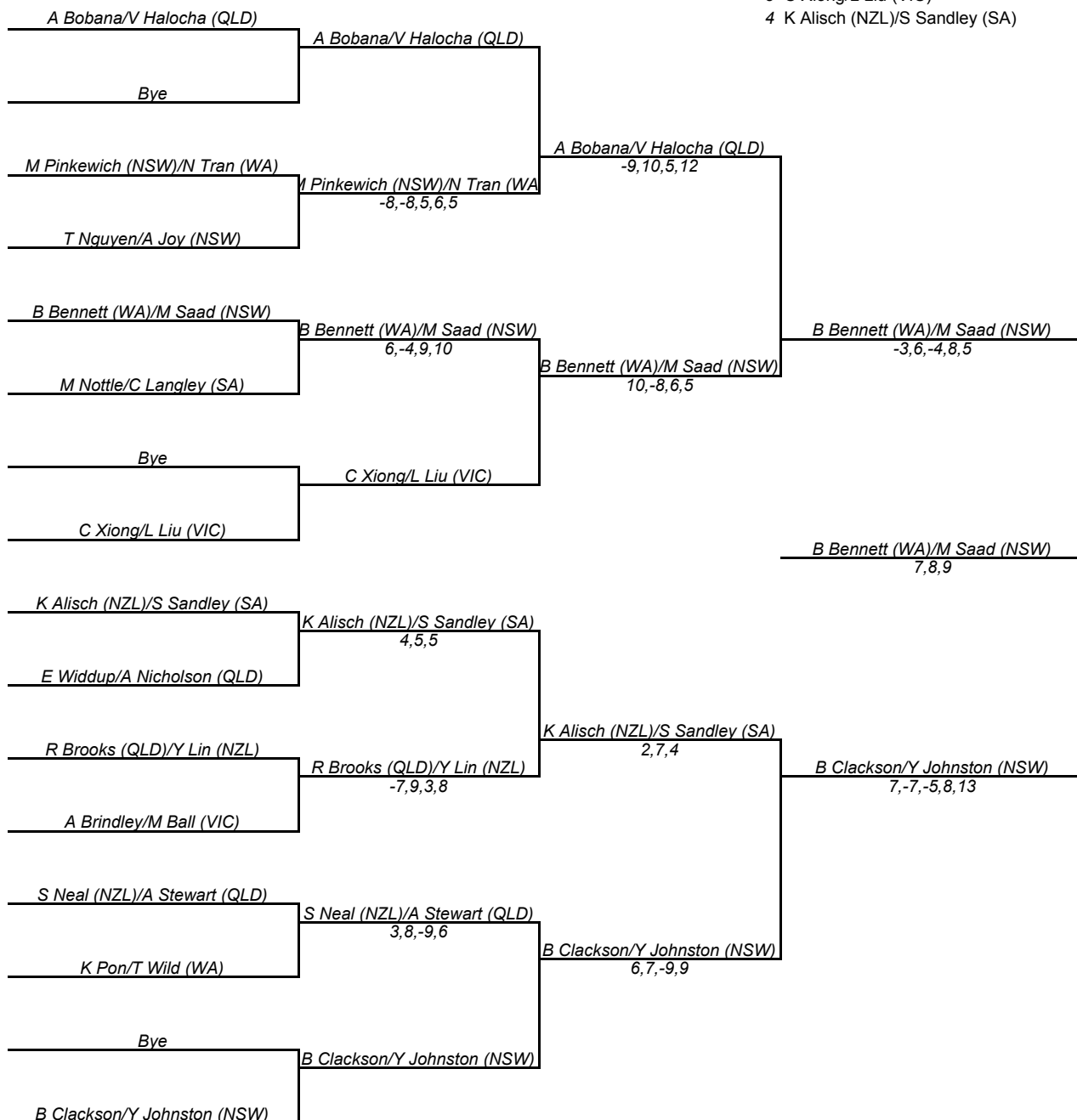


2023 National Veterans Championships

Over 40 Women's Doubles

SEEDS

- 1 A Bobana/V Halocha (QLD)
- 2 B Clackson/Y Johnston (NSW)
- 3 C Xiong/L Liu (VIC)
- 4 K Alisch (NZL)/S Sandley (SA)




2023 National Veterans Championships

Over 40 Mixed Doubles

SEEDS

- 1 B Griffiths (NZL)/B Bennett (WA)
- 2 P Langley/C Langley (SA)
- 3 C Dye/S Neal (NZL)
- 4 S Johnson/L Liu (VIC)

- 6 S Fenwick/K Alisch (NZL)
- 7 V Vangaveti/A Stewart (QLD)
- 8 P Mias/B Clackson (NSW)



2023 National Veterans Championships

Over 50 Men's Singles

BOTTOM HALF



2023 National Veterans Championships

Over 50 Men's Singles

Group A

NAME	Langley	Bricknell	Siu		Win	Lose	Pos
P Langley		5,3,5	5,4,6		2	0	1
A Bricknell	0-3		9,9,10		1	1	2
C Siu	0-3	0-3			0	2	3

Group B

NAME	Armstrong	Kang	Easling		Win	Lose	Pos
S Armstrong		6,9,6	8,9,8		2	0	1
A Kang	0-3		4,4,-8,9		1	1	2
P Easling	0-3	1-3			0	2	3

Group C

NAME	Dye	Beg	Evans		Win	Lose	Pos
C Dye		6,3,2	9,5,8		2	0	1
M Beg	0-3		-8,10,-6,-8		0	2	3
G Evans	0-3	3-1			1	1	2

Group D

NAME	Ngo	Prince	Munro	Nakazawa	Win	Lose	Pos
H Ngo		-9,7,4,-6,5	5,-8,8,4	-9,-7,12,5,9	3	0	1
C Prince	2-3		4,-8,7,-9,9	7,1,1	2	1	2
P Munro	1-3	2-3		3,6,-10,-7,-5	0	3	4
S Nakazawa	2-3	0-3	3-2		1	2	3

Group E

NAME	Pandit	May	Symes	Barnes	Win	Lose	Pos
S Pandit		Forfeit	No Match	Forfeit	0	2	
D May	Walkover		Walkover	5,6,7	3	0	1
R Symes	No Match	Forfeit		Forfeit	0	2	
P Barnes	Walkover	0-3	Walkover		2	1	2

Group F

NAME	Jeffress	MacPherson	Lim	Praschifka	Win	Lose	Pos
A Jeffress		3,1,5	1,2,2	1,2,4	3	0	1
M MacPherson	0-3		3,7,9	9,3,8	2	1	2
L Lim	0-3	0-3		-3,-7,-8	0	3	4
J Praschifka	0-3	0-3	3-0		1	2	3

Group G

NAME	Bowrey	Trass	Herman	Crane	Win	Lose	Pos
M Bowrey		-7,6,4,-7,5	6,4,7	5,8,5	3	0	1
K Trass	2-3		-9,9,9,-11,9	10,10,6	2	1	2
A Herman	0-3	2-3		14,10,-12,2	1	2	3
M Crane	0-3	0-3	1-3		0	3	4

2023 National Veterans Championships

Over 50 Men's Singles

Group H

NAME	Wellington	Mowle	Davey	Patton	Win	Lose	Pos
M Wellington		7,6,9	11,4,6	2,6,2	3	0	1
G Mowle	0-3		9,8,6	5,5,7	2	1	2
G Davey	0-3	0-3		4,4,5	1	2	3
J Patton	0-3	0-3	0-3		0	3	4

Group J

NAME	Najan	Thomson	Hee	Tyas	Win	Lose	Pos
H Najan		-7,8,4,6	8,11,7	5,6,6	3	0	1
J Thomson	1-3		7,-6,-11,4,1	-6,2,5,3	2	1	2
R Hee	0-3	2-3		8,9,5	1	2	3
R Tyas	0-3	1-3	0-3		0	3	4

Group K

NAME	White	Wood	Bhrara	Owen	Win	Lose	Pos
L White		6,9,5	11,12,6	5,6,6	3	0	1
P Wood	0-3		-7,11,6,5	-9,3,5,-3,-8	1	2	3
R Bhrara	0-3	1-3		-9,-9,-6	0	3	4
W Owen	0-3	3-2	3-0		2	1	2

Group L

NAME	Huang	Laghari	Asgari	Gillard	Win	Lose	Pos
H Huang		3,-9,3,-5,-5	6,2,6	3,5,11	2	1	2
A Laghari	3-2		-5,4,9,6	9,8,6	3	0	1
J Asgari	0-3	1-3		7,9,5	1	2	3
D Gillard	0-3	0-3	0-3		0	3	4

Group M

NAME	Ly	Chang	Kempton	Shimmin-Clarke	Win	Lose	Pos
W Ly		10,9,12	-9,2,10,7	6,8,-6,6	3	0	1
M Chang	0-3		9,12,-6,-7,-6	-12,-5,10,10,2	1	2	3
R Kempton	1-3	3-2		9,7,8	2	1	2
B Shimmin-Clarke	1-3	2-3	0-3		0	3	4

Group N

NAME	Azimi	Drage	Yu	Chong	Win	Lose	Pos
M Azimi		Walkover	3,9,2	7,9,4	3	0	1
M Drage	Forfeit		Forfeit	Forfeit	0	3	
P Yu	0-3	Walkover		6,9,-7,1	2	1	2
D Chong	0-3	Walkover	1-3		1	2	3

Group P

NAME	Zhang	Evans	Halocha	Lowe	Win	Lose	Pos
M Zhang		-6,8,5,-6,6	Walkover	9,8,6	3	0	1
B Evans	2-3		Walkover	-9,5,7,7	2	1	2
B Halocha	Forfeit	Forfeit		Forfeit	0	3	
B Lowe	0-3	1-3	Walkover		1	2	3

2023 National Veterans Championships

Over 50 Men's Singles

Group Q

NAME	Mughal	Liu	Aufderheide	Hung	Win	Lose	Pos
M Mughal		Walkover	7,7,8	2,8,2	3	0	1
W Liu	Forfeit		Forfeit	Forfeit	0	3	
S Aufderheide	0-3	Walkover		12,5,-7,5	2	1	2
J Hung	0-3	Walkover	1-3		1	2	3

Group R

NAME	Nguyen	Griffiths	Kumar	Muller	Win	Lose	Pos
N Nguyen		13,-6,-7,-6	3,9,4	3,4,5	2	1	2
J Griffiths	3-1		7,6,-8,7	3,4,4	3	0	1
R Kumar	0-3	1-3		-9,3,9,5	1	2	3
M Muller	0-3	0-3	1-3		0	3	4

Group S

NAME	Walker	Robbins	Hansen	Driver	Win	Lose	Pos
T Walker		9,-9,-11,9,-8	9,10,8	8,2,7	2	1	2
G Robbins	3-2		7,-8,6,7	-7,-8,2,3,9	3	0	1
H Hansen	0-3	1-3		-6,-9,-2	0	3	4
K Driver	0-3	2-3	3-0		1	2	3

Group T

NAME	De Zwart	Li	Clackson	Kovacs	Win	Lose	Pos
A De Zwart		10,9,11	13,13,13	7,-6,5,-9,-9	2	1	1
J Li	0-3		-7,9,7,-9,8	-7,5,8,5	2	1	3
D Clackson	0-3	2-3		7,-8,-7,-8	0	3	4
T Kovacs	3-2	1-3	3-1		2	1	2

Last Updated: October 5, 2023 2:03 PM

2023 National Veterans Championships

Over 50 Women's Singles



2023 National Veterans Championships

Over 50 Women's Singles

Group A

NAME	Zhang	Fourro	Nottle		Win	Lose	Pos
A Zhang		3,5,4	4,3,5		2	0	1
L Fourro	0-3		4,-6,9,7		1	1	2
M Nottle	0-3	1-3			0	2	3

Group B

NAME	Listkova	Phillips	Pham		Win	Lose	Pos
O Listkova		6,4,7	5,8,7		2	0	1
C Phillips	0-3		4,-8,-7,6,11		1	1	2
K Pham	0-3	2-3			0	2	3

Group C

NAME	Clackson	Ball	Langley	Bernard-Mills	Win	Lose	Pos
B Clackson		-12,6,9,4	4,4,6	2,7,2	3	0	1
M Ball	1-3		3,9,-7,-10,9	-9,12,5,10	2	1	2
C Langley	0-3	2-3		2,3,7	1	2	3
K Bernard-Mills	0-3	1-3	0-3		0	3	4

Group D

NAME	Xiong	Flood	Marquardt	Mills	Win	Lose	Pos
C Xiong		-9,4,5,8	-6,2,5,3	6,1,1	3	0	1
A Flood	1-3		-8,3,11,-8,-7	-13,-9,5,-13	0	3	4
J Marquardt	1-3	3-2		-6,8,8,8	2	1	2
J Mills	0-3	3-1	1-3		1	2	3

Group E

NAME	Alisch	Pinkewich	Brand	Abbott	Win	Lose	Pos
K Alisch		4,7,9	6,5,1	2,4,6	3	0	1
M Pinkewich	0-3		7,6,6	6,6,10	2	1	2
T Brand	0-3	0-3		10,6,2	1	2	3
D Abbott	0-3	0-3	0-3		0	3	4

Group F

NAME	Sandley	Lin	Joy	Granger-Brown	Win	Lose	Pos
S Sandley		-8,5,-9,10,9	1,6,3	2,2,2	3	0	1
Y Lin	2-3		6,9,7	6,5,4	2	1	2
A Joy	0-3	0-3		-7,7,2,2	1	2	3
L Granger-Brown	0-3	0-3	1-3		0	3	4

Group G

NAME	Johnston	Brooks	Fernandez	Norton	Win	Lose	Pos
Y Johnston		-6,-10,3,-8	5,5,4	3,2,6	2	1	2
R Brooks	3-1		5,7,3	8,10,10	3	0	1
A Fernandez	0-3	0-3		-7,-6,-8	0	3	4
L Norton	0-3	0-3	3-0		1	2	3

2023 National Veterans Championships

Over 50 Women's Singles

Group H

NAME	Brindley	Owen	Nguyen	Otten	Win	Lose	Pos
A Brindley		-3,-6,-8	9,8,9	8,4,-7,-6,-6	1	2	2
C Owen	3-0		11,5,6	3,5,6	3	0	1
T Nguyen	0-3	0-3		4,3,-9,3	1	2	4
D Otten	3-2	0-3	1-3		1	2	3

Group J

NAME	Fogarty	McDonnell	Buckby	Wild	Win	Lose	Pos
C Fogarty		-7,-6,14,6,9	11,5,6	6,6,5	3	0	1
A McDonnell	2-3		9,5,6	8,5,7	2	1	2
L Buckby	0-3	0-3		8,-5,10,7	1	2	3
T Wild	0-3	0-3	1-3		0	3	4

Group K

NAME	Stewart	Norton	Kent	Tran	Win	Lose	Pos
A Stewart		5,-7,8,-5,10	10,2,9	8,6,-10,5	3	0	1
F Norton	2-3		7,5,2	8,-8,11,7	2	1	2
J Kent	0-3	0-3		-5,-6,-6	0	3	4
N Tran	1-3	1-3	3-0		1	2	3

Last Updated: October 5, 2023 4:34 PM

2023 National Veterans Championships

Over 50 Men's Doubles

SEEDS

- 2 S Armstrong/G Davey (NZL)
- 3 C Dye/S Fenwick (NZL)
- 4 A Jeffress/P Easling (QLD)
- 5 B Judge/P Barnes (NSW)
- 6 M Bowrey (ACT)/P Wood (NSW)
- 7 L White (NZL)/N Nguyen (SA)
- 8 K Malyschko/T Walker (SA)



2023 National Veterans Championships

Over 50 Women's Doubles

SEEDS

- 1 T Tanfana (NZL)/J Ma (NSW)
- 2 A Zhang/B Clackson (NSW)
- 3 K Alisch (NZL)/S Sandley (SA)
- 4 A Brindley/M Ball (VIC)



2023 National Veterans Championships

Over 50 Mixed Doubles


SEEDS

- 1 P Langley/C Langley (SA)
- 2 C Dye/K Alisch (NZL)
- 4 W Heginbotham/J Ma (NSW)
- 5 A Jeffress/C Owen (QLD)
- 6 C J Campbell (WA)/O Listkova (VIC)
- 7 B Judge/A Zhang (NSW)
- 8 M Bowrey (ACT)/M Pinkewich (NSW)



2023 National Veterans Championships

Over 60 Men's Singles



2023 National Veterans Championships

Over 60 Men's Singles

Group A

NAME	Armstrong	Gyuricza	Evans		Win	Lose	Pos
S Armstrong		8,11,4	-10,4,6,5		2	0	1
Z Gyuricza	0-3		3,8,7		1	1	2
G Evans	1-3	0-3			0	2	3

Group B

NAME	Pandit	Hall	Cheung	Genet	Win	Lose	Pos
S Pandit		Forfeit	Forfeit	Forfeit	0	3	
M Hall	Walkover		5,-8,9,-6,-10	-8,8,-7,4,9	2	1	2
P Cheung	Walkover	3-2		3,-8,7,6	3	0	1
R Genet	Walkover	2-3	1-3		1	2	3

Group C

NAME	Jiang	Siu	Symes	Driver	Win	Lose	Pos
Y Jiang		7,-8,14,3	Walkover	5,8,5	3	0	1
C Siu	1-3		Walkover	7,6,7	2	1	2
R Symes	Forfeit	Forfeit		Forfeit	0	3	
K Driver	0-3	0-3	Walkover		1	2	3

Group D

NAME	Robson	Kung	Davey	Muller	Win	Lose	Pos
B Robson		9,6,4	5,3,7	3,2,3	3	0	1
F Kung	0-3		7,8,-9,9	-5,8,3,4	2	1	2
G Davey	0-3	1-3		6,-6,9,2	1	2	3
M Muller	0-3	1-3	1-3		0	3	4

Group E

NAME	Heginbotham	Bricknell	Fourro	Randles	Win	Lose	Pos
W Heginbotham		Forfeit	Forfeit	Forfeit	0	3	
A Bricknell	Walkover		-8,6,-8,4,8	6,8,4	3	0	1
J Fourro	Walkover	2-3		-10,7,3,9	2	1	2
D Randles	Walkover	0-3	1-3		1	2	3

Group F

NAME	Campbell	Yow	Yang	Bruton	Win	Lose	Pos
C J Campbell		4,6,5	7,7,9	6,4,2	3	0	1
C Yow	0-3		-8,-10,5,-9	10,3,4	1	2	3
P Yang	0-3	3-1		7,7,5	2	1	2
S J Bruton	0-3	0-3	0-3		0	3	4

Group G

NAME	Krigovsky	Ung	Tan-Kang	Clarke	Win	Lose	Pos
P Krigovsky		-11,5,9,9	10,-2,10,16	Walkover	3	0	1
W Ung	1-3		-10,4,-8,-8	Walkover	1	2	3
I Tan-Kang	1-3	3-1		Walkover	2	1	2
P Clarke	Forfeit	Forfeit	Forfeit		0	3	

2023 National Veterans Championships

Over 60 Men's Singles

Group H

NAME	Judge	Malyschko	Harper	Gillard	Win	Lose	Pos
B Judge		1,8,5	-8,7,7,5	4,4,4	3	0	1
D Malyschko	0-3		11,-10,11,-7,-9	10,6,-10,7	1	2	3
B Harper	1-3	3-2		8,6,6	2	1	2
D Gillard	0-3	1-3	0-3		0	3	4

Group J

NAME	Wellington	Kwok	Nielsen	Boulos	Win	Lose	Pos
M Wellington		13,-5,-7,12,9	-8,-6,4,3,5	Walkover	3	0	1
A Kwok	2-3		2,3,2	Walkover	2	1	2
H Nielsen	2-3	0-3		Walkover	1	2	3
N Boulos	Forfeit	Forfeit	Forfeit		0	3	

Group K

NAME	Malyschko	Ranger	Clackson	Misra	Win	Lose	Pos
K Malyschko		7,10,3	2,6,-10,0	8,5,6	3	0	1
PM Ranger	0-3		7,-9,5,-3,9	7,-7,8,3	2	1	2
D Clackson	1-3	2-3		8,-10,-11,8,3	1	2	3
R Misra	0-3	1-3	2-3		0	3	4

Group L

NAME	Tan	Colbourn	Crane	Shimmin-Clarke	Win	Lose	Pos
K Tan		Walkover	5,2,8	5,9,3	3	0	1
M J Colbourn	Forfeit		Forfeit	Forfeit	0	3	
M Crane	0-3	Walkover		-8,-8,-11	1	2	3
B Shimmin-Clarke	0-3	Walkover	3-0		2	1	2

Group M

NAME	Pekel	Weller	Swanton	Barnes	Win	Lose	Pos
H Pekel		No Match	No Match	Forfeit	0	1	
I Weller	No Match		No Match	Forfeit	0	1	
D J Swanton	No Match	No Match		Forfeit	0	1	
P Barnes	Walkover	Walkover	Walkover		3	0	1

Group N

NAME	Walker	Liu	Yong	Bozelle	Win	Lose	Pos
T Walker		Walkover	6,10,5	7,1,7	3	0	1
W Liu	Forfeit		Forfeit	Forfeit	0	3	
T Yong	0-3	Walkover		7,4,9	2	1	2
B Bozelle	0-3	Walkover	0-3		1	2	3

Group P

NAME	Green	Pattison	Nakazawa	Michael	Win	Lose	Pos
P Green		10,8,7	7,8,4	6,4,7	3	0	1
J Pattison	0-3		3,8,-9,-9,11	11,8,5	2	1	2
S Nakazawa	0-3	2-3		3,6,4	1	2	3
K Michael	0-3	0-3	0-3		0	3	4

2023 National Veterans Championships

Over 60 Men's Singles

Group Q

NAME	Keshishian	Pilottos	Asgari	Owen	Win	Lose	Pos
J Keshishian		Forfeit	Forfeit	Forfeit	0	3	
M Pilottos	Walkover		-6,6,8,10	7,6,4	3	0	1
J Asgari	Walkover	1-3		7,-9,7,-7,-5	1	2	3
W Owen	Walkover	0-3	3-2		2	1	2


Group R

NAME	Evans	Chang	Bernard	Carruthers	Win	Lose	Pos
B Evans		-6,-8,12,-9	8,9,3	3,7,3	2	1	2
M Chang	3-1		-3,5,13,-5,1	-7,8,8,10	3	0	1
D Bernard	0-3	2-3		8,5,-8,4	1	2	3
P Carruthers	0-3	1-3	1-3		0	3	4

Last Updated: October 6, 2023 8:40 AM

2023 National Veterans Championships

Over 60 Women's Singles



2023 National Veterans Championships

Over 60 Women's Singles

Group A

NAME	Tanfana	Buckby	Kent		Win	Lose	Pos
T Tanfana		5,7,5	8,3,12		2	0	1
L Buckby	0-3		6,8,-9,2		1	1	2
J Kent	0-3	1-3			0	2	3

Group B

NAME	Zhang	Bellion	Abbott		Win	Lose	Pos
A Zhang		2,5,1	0,3,2		2	0	1
A Bellion	0-3		6,6,8		1	1	2
D Abbott	0-3	0-3			0	2	3

Group C

NAME	Ma	Marquardt	Yu		Win	Lose	Pos
J Ma		Forfeit	Forfeit		0	2	
J Marquardt	Walkover		5,7,-5,9		2	0	1
W Yu	Walkover	1-3			1	1	2

Group D

NAME	Wilson	Zhang	Joy	Agius	Win	Lose	Pos
D Wilson		9,-9,10,-9,-5	5,7,5	Walkover	2	1	2
H Zhang	3-2		6,4,7	Walkover	3	0	1
A Joy	0-3	0-3		Walkover	1	2	3
A Agius	Forfeit	Forfeit	Forfeit		0	3	

Group E

NAME	Owen	Dombrose	Whiteford	Sun	Win	Lose	Pos
C Owen		7,10,4	1,1,3	7,8,9	3	0	1
M Dombrose	0-3		6,-9,-1,-1	-3,-10,8,13,-16	0	3	4
L Whiteford	0-3	3-1		-2,-12,-8	1	2	3
S Sun	0-3	3-2	3-0		2	1	2

Group F

NAME	Sakova	Pham	Ly	Orman	Win	Lose	Pos
I Sakova		-9,-7,7,9,-12	Walkover	3,4,8	2	1	2
K Pham	3-2		Walkover	5,2,2	3	0	1
A Ly	Forfeit	Forfeit		Forfeit	0	3	
M Orman	0-3	0-3	Walkover		1	2	3

Group G

NAME	McDonnell	Phillips	Granger-Brown	Fernandez	Win	Lose	Pos
A McDonnell		10,8,-10,-5,5	9,3,8	1,4,6	3	0	1
C Phillips	2-3		1,4,6	5,12,7	2	1	2
L Granger-Brown	0-3	0-3		-6,-3,-4	0	3	4
A Fernandez	0-3	0-3	3-0		1	2	3

2023 National Veterans Championships

Over 60 Women's Singles

Group H

NAME	Carruthers	D'Arcy	Daynes	Bernard-Mills	Win	Lose	Pos
V Carruthers		-2,-10,7,7,-7	4,3,5	2,8,6	2	1	2
G D'Arcy	3-2		5,9,5	6,4,5	3	0	1
K Daynes	0-3	0-3		15,-8,-4,-5	0	3	4
K Bernard-Mills	0-3	0-3	3-1		1	2	3

Group J

NAME	Gardner	Yu	Bowerman	Fallon	Win	Lose	Pos
L Gardner		-9,-12,-12	7,5,1	2,5,6	2	1	2
J Yu	3-0		2,9,7	2,4,7	3	0	1
J A Bowerman	0-3	0-3		8,11,5	1	2	3
A Fallon	0-3	0-3	0-3		0	3	4

Group K

NAME	Chappell	Blackburn	Lum	Gow	Win	Lose	Pos
T Chappell		-9,8,5,11	2,4,5	4,6,3	3	0	1
J Blackburn	1-3		-9,3,7,6	6,7,2	2	1	2
M Lum	0-3	1-3		6,7,3	1	2	3
V Gow	0-3	0-3	0-3		0	3	4


Last Updated: October 5, 2023 8:59 PM

2023 National Veterans Championships

Over 60 Men's Doubles

SEEDS

- 1 S Armstrong/G Davey (NZL)
- 3 B Robson/W Heginbotham (NSW)
- 4 C J Campbell/PM Ranger (WA)



2023 National Veterans Championships

Over 60 Women's Doubles

SEEDS

- 1 T Tanfana (NZL)/J Ma (NSW)
- 2 D Wilson/V Carruthers (VIC)
- 3 C Owen/A McDonnell (QLD)
- 4 L Gardner (NZL)/K Pham (QLD)



2023 National Veterans Championships

Over 60 Mixed Doubles

SEEDS

- 1 B Robson (NSW)/T Tanfana (NZL)
- 2 W Heginbotham/J Ma (NSW)
- 3 C J Campbell (WA)/I Sakova (TAS)
- 4 B Judge/L Whiteford (NSW)
- 5 M Wellington/A McDonnell (QLD)
- 6 K Malyschko/L Buckby (SA)
- 7 T Walker/K Crowell (SA)
- 8 P Green/C Owen (QLD)



2023 National Veterans Championships

Over 65 Men's Singles



2023 National Veterans Championships

Over 65 Men's Singles

Group A

NAME	Jiang	Ooi	Tai	Chen	Win	Lose	Pos
Y Jiang		3,5,-9,6	Walkover	5,2,3	3	0	1
R Ooi	1-3		Walkover	4,5,8	2	1	2
S Tai	Forfeit	Forfeit		Forfeit	0	3	
S Chen	0-3	0-3	Walkover		1	2	3

Group B

NAME	Robson	Edwards	Yong	Parker	Win	Lose	Pos
B Robson		4,10,8	3,5,3	7,6,3	3	0	1
G Edwards	0-3		-6,7,3,-6,-10	7,-3,7,7	1	2	3
T Yong	0-3	3-2		8,5,-8,9	2	1	2
J Parker	0-3	1-3	1-3		0	3	4

Group C

NAME	Heginbotham	Wilson	Nielsen	Gardner	Win	Lose	Pos
W Heginbotham		6,11,9	3,6,2	5,3,2	3	0	1
C Wilson	0-3		7,8,-8,4	2,4,5	2	1	2
H Nielsen	0-3	1-3		4,3,6	1	2	3
T Gardner	0-3	0-3	0-3		0	3	4

Group D

NAME	Campbell	Harper	Dawber	Gow	Win	Lose	Pos
C J Campbell		10,7,7	3,2,8	3,4,5	3	0	1
B Harper	0-3		7,9,-7,6	5,5,8	2	1	2
K Dawber	0-3	1-3		9,-9,6,4	1	2	3
B Gow	0-3	0-3	1-3		0	3	4

Group E

NAME	Wong	Tribe	Dombrose	Donlon	Win	Lose	Pos
C Wong		7,4,9	2,8,3	3,7,-11,6	3	0	1
M Tribe	0-3		-6,5,9,5	4,9,5	2	1	2
M Dombrose	0-3	1-3		4,8,7	1	2	3
M Donlon	1-3	0-3	0-3		0	3	4

Group F

NAME	Berry	Antoun	Tan-Kang	Edwards	Win	Lose	Pos
B Berry		Forfeit	Forfeit	Forfeit	0	3	
M Antoun	Walkover		6,-9,-7,-7	3,3,5	2	1	2
I Tan-Kang	Walkover	3-1		8,3,8	3	0	1
M Edwards	Walkover	0-3	0-3		1	2	3

Group G

NAME	Geller	Rylatt	Wiese	Moore	Win	Lose	Pos
M Geller		Walkover	6,-6,5,2	4,7,2	3	0	1
D Rylatt	Forfeit		Forfeit	Forfeit	0	3	
B Wiese	1-3	Walkover		3,4,4	2	1	2
A Moore	0-3	Walkover	0-3		1	2	3

2023 National Veterans Championships

Over 65 Men's Singles

Group H

NAME	Tan	Cheung	Bozelle	Flood	Win	Lose	Pos
K Tan		Walkover	6,4,1	4,4,2	3	0	1
P Cheung	Forfeit		Forfeit	Forfeit	0	3	
B Bozelle	0-3	Walkover		5,12,10	2	1	2
D Flood	0-3	Walkover	0-3		1	2	3

Group J

NAME	Pekel	Lee	Morato	Randles	Win	Lose	Pos
H Pekel		6,10,8	1,8,9	2,5,8	3	0	1
E Lee	0-3		-6,1,3,12	7,3,6	2	1	2
T Morato	0-3	1-3		-4,-6,4,6,5	1	2	3
D Randles	0-3	0-3	2-3		0	3	4

Group K

NAME	Fogarty	Kung	Finlay	Ngaparu	Win	Lose	Pos
K Fogarty		11,7,8	3,1,6	5,2,4	3	0	1
F Kung	0-3		-4,-7,-5	6,1,10	1	2	3
I Finlay	0-3	3-0		8,7,7	2	1	2
A Ngaparu	0-3	0-3	0-3		0	3	4

Group L

NAME	Pestonji	Ung	Misra	Bellion	Win	Lose	Pos
C Pestonji		-6,4,9,-7,-4	-8,9,4,4	8,4,2	2	1	2
W Ung	3-2		3,4,5	2,2,4	3	0	1
R Misra	1-3	0-3		7,2,2	1	2	3
G Bellion	0-3	0-3	0-3		0	3	4

Group M

NAME	Peng	Hall	Bruton	Uttley	Win	Lose	Pos
J Peng		8,7,8	7,7,10	8,3,5	3	0	1
M Hall	0-3		-9,6,8,3	9,7,5	2	1	2
S J Bruton	0-3	1-3		8,-10,-9,-6	0	3	4
P Uttley	0-3	0-3	3-1		1	2	3

Group N

NAME	Hoang	Lamberton	Tan	Boulos	Win	Lose	Pos
T Hoang		-8,9,8,-9,8	9,8,7	Walkover	3	0	1
G Lamberton	2-3		7,8,8	Walkover	2	1	2
K Tan	0-3	0-3		Walkover	1	2	3
N Boulos	Forfeit	Forfeit	Forfeit		0	3	

Group P

NAME	Dever	Kwok	Clarke	Ellis	Win	Lose	Pos
J Dever		-8,-11,-7	Walkover	6,5,4	2	1	2
A Kwok	3-0		Walkover	3,5,3	3	0	1
P Clarke	Forfeit	Forfeit		Forfeit	0	3	
B Ellis	0-3	0-3	Walkover		1	2	3

2023 National Veterans Championships

Over 65 Men's Singles

Group Q

NAME	Weller	Ranger	Genet	Griersmith	Win	Lose	Pos
I Weller		-10,6,7,-2,-9	4,9,6	4,3,8	2	1	2
PM Ranger	3-2		4,7,7	3,4,-9,6	3	0	1
R Genet	0-3	0-3		-6,-9,-9	0	3	4
D Griersmith	0-3	1-3	3-0		1	2	3


Group R

NAME	Colbourn	Yow	Carruthers	Farmer	Win	Lose	Pos
M J Colbourn		6,8,10	9,2,3	4,6,3	3	0	1
C Yow	0-3		-5,10,-5,-7	4,8,7	1	2	2
P Carruthers	0-3	3-1		-5,10,-8,-4	1	2	3
J Farmer	0-3	0-3	3-1		1	2	4

Last Updated: October 5, 2023 1:48 PM

2023 National Veterans Championships

Over 65 Women's Singles



2023 National Veterans Championships

Over 65 Women's Singles

Group A

NAME	Crowell	Cowie	James	Orman	Win	Lose	Pos
K Crowell		8,9,2	6,6,3	3,5,5	3	0	1
C Cowie	0-3		-8,-4,-7	7,2,6	1	2	3
J James	0-3	3-0		-6,9,6,4	2	1	2
M Orman	0-3	0-3	1-3		0	3	4

Group B

NAME	Abbas	Holcomb	Colburn	Curtis	Win	Lose	Pos
A Abbas		-9,-6,4,10,6	4,5,4	2,2,4	3	0	1
K Holcomb	2-3		6,8,4	3,7,7	2	1	2
L Colburn	0-3	0-3		6,8,9	1	2	3
Y Curtis	0-3	0-3	0-3		0	3	4

Group C

NAME	Kalich	Dombrose	Yu	Egan	Win	Lose	Pos
E Kalich		7,3,-9,11	-10,7,2,0	Walkover	3	0	1
M Dombrose	1-3		12,9,6	Walkover	2	1	2
W Yu	1-3	0-3		Walkover	1	2	3
P Egan	Forfeit	Forfeit	Forfeit		0	3	4

Group D

NAME	Sakova	Baker	Bellion	Fredericksen	Win	Lose	Pos
I Sakova		6,9,-5,15	3,4,4	6,1,4	3	0	1
L Baker	1-3		1,9,6	6,9,5	2	1	2
A Bellion	0-3	0-3		7,3,3	1	2	3
N Fredericksen	0-3	0-3	0-3		0	3	4

Group E

NAME	Sulimova	Chappell	Whiteford	Rickards	Win	Lose	Pos
T Sulimova		-9,5,-11,6,-6	5,6,3	8,3,2	2	1	2
T Chappell	3-2		6,7,6	6,5,2	3	0	1
L Whiteford	0-3	0-3		4,3,6	1	2	3
A Rickards	0-3	0-3	0-3		0	3	4

Group F

NAME	Carruthers	Blackburn	Payne	Fallon	Win	Lose	Pos
V Carruthers		-10,4,-9,-5	2,6,9	11,3,5	2	1	2
J Blackburn	3-1		3,9,7	6,8,9	3	0	1
D Payne	0-3	0-3		-12,-9,-7	0	3	4
A Fallon	0-3	0-3	3-0		1	2	3

Group G

NAME	Gardner	D'Arcy	O'Bryan	Gow	Win	Lose	Pos
L Gardner		-9,5,4,-6,-8	11,8,7	6,4,1	2	1	2
G D'Arcy	3-2		5,3,4	7,5,8	3	0	1
D O'Bryan	0-3	0-3		2,4,6	1	2	3
V Gow	0-3	0-3	0-3		0	3	4

Group H


NAME	Aduckiewicz	Strong	Bowerman	Gu	Win	Lose	Pos
J Aduckiewicz		8,-7,5,-8,-7	8,6,6	4,3,2	2	1	2
J A Strong	3-2		6,7,7	5,3,6	3	0	1
J A Bowerman	0-3	0-3		10,4,8	1	2	3
Q Gu	0-3	0-3	0-3		0	3	4

2023 National Veterans Championships

Over 65 Men's Doubles

SEEDS

- 1 K Lai/Y Jiang (NZL)
- 2 B Robson/W Heginbotham (NSW)
- 3 C J Campbell/PM Ranger (WA)
- 4 C Wong/C Yow (NSW)



2023 National Veterans Championships

Over 65 Women's Doubles

SEEDS

- 1 K Crowell/A Abbas (SA)
- 2 E Kalich (NT)/M Dombrose (WA)
- 3 T Sulimova (NZL)/L Baker (SA)
- 4 L Gardner (NZL)/D O'Bryan (VIC)




2023 National Veterans Championships

Over 65 Mixed Doubles

SEEDS

- 1 K Lai/T Sulimova (NZL)
- 2 B Robson (NSW)/L Baker (SA)
- 3 C Wong/J Aduckiewicz (NSW)
- 4 J Dever/A Bellion (VIC)
- 5 P Carruthers (VIC)/K Crowell (SA)
- 6 TL Samuelsson/G D'Arcy (QLD)
- 7 I Weller/J Blackburn (TAS)
- 8 M J Colbourn/K Holcomb (TAS)



2023 National Veterans Championships

Over 70 Men's Singles



2023 National Veterans Championships

Over 70 Men's Singles

Group A

NAME	Lai	Wilson	Flood	Bellion	Win	Lose	Pos
K Lai		5,5,4	3,6,5	3,2,3	3	0	1
C Wilson	0-3		4,9,8	3,3,1	2	1	2
D Flood	0-3	0-3		6,5,10	1	2	3
G Bellion	0-3	0-3	0-3		0	3	4

Group B

NAME	Wong	Neal	Griersmith	Ngaparu	Win	Lose	Pos
C Wong		2,3,2	0,3,1	2,6,1	3	0	1
E Neal	0-3		-3,7,-4,-7	10,5,5	1	2	3
D Griersmith	0-3	3-1		-10,-9,10,3,7	2	1	2
A Ngaparu	0-3	0-3	2-3		0	3	4

Group C

NAME	Pinkewich	Liang	Dombrose	Kwaczynski	Win	Lose	Pos
P Pinkewich		8,3,5	8,8,4	3,1,7	3	0	1
H Liang	0-3		-8,-4,-5	2,3,2	1	2	3
M Dombrose	0-3	3-0		4,3,4	2	1	2
P Kwaczynski	0-3	0-3	0-3		0	3	4

Group D

NAME	Berry	Tai	Farmer	Green	Win	Lose	Pos
B Berry		-5,7,8,5	4,9,6	Walkover	3	0	1
S Tai	1-3		7,0,9	Walkover	2	1	2
J Farmer	0-3	0-3		Walkover	1	2	3
P Green	Forfeit	Forfeit	Forfeit		0	3	

Group E

NAME	Needham	Wetsteyn	Wilopo	Edwards	Win	Lose	Pos
T Needham		10,9,7	10,-5,4,7	7,6,0	3	0	1
H Wetsteyn	0-3		10,7,-10,-7,-7	6,7,7	1	2	3
M Wilopo	1-3	3-2		3,5,10	2	1	2
M Edwards	0-3	0-3	0-3		0	3	4

Group F

NAME	Fogarty	Antoun	Dawber	Chen	Win	Lose	Pos
K Fogarty		6,3,7	5,6,6	5,2,4	3	0	1
M Antoun	0-3		-10,4,8,-8,-8	8,-10,10,6	1	2	3
K Dawber	0-3	3-2		4,-7,8,-7,7	2	1	2
S Chen	0-3	1-3	2-3		0	3	4

Group G

NAME	Pestonji	Ooi	McGeehan	Battilana	Win	Lose	Pos
C Pestonji		8,9,-3,8	2,-6,0,2	7,7,6	3	0	1
R Ooi	1-3		8,5,7	10,5,6	2	1	2
K McGeehan	1-3	0-3		-5,-7,8,4,-8	0	3	4
M Battilana	0-3	0-3	3-2		1	2	3

2023 National Veterans Championships

Over 70 Men's Singles

Group H

NAME	Hoang	Rylatt	Sim	Morris	Win	Lose	Pos
T Hoang		Walkover	8,4,1	6,3,3	3	0	1
D Rylatt	Forfeit		Forfeit	Forfeit	0	3	
C Sim	0-3	Walkover		8,6,6	2	1	2
I Morris	0-3	Walkover	0-3		1	2	3

Group J

NAME	Samuelsson	Lee	Huang	Moore	Win	Lose	Pos
TL Samuelsson		-7,3,4,8	Walkover	8,7,2	3	0	1
E Lee	1-3		Walkover	6,6,5	2	1	2
F Huang	Forfeit	Forfeit		Forfeit	0	3	
A Moore	0-3	0-3	Walkover		1	2	3

Group K

NAME	Weinstock	Scott	Wiese	Gradwell	Win	Lose	Pos
W Weinstock		-10,7,-8,-9	-6,10,5,9	2,4,8	2	1	2
J Scott	3-1		10,-9,5,-8,1	1,7,4	3	0	1
B Wiese	1-3	2-3		5,7,4	1	2	3
C Gradwell	0-3	0-3	0-3		0	3	4

Group L

NAME	Bowler	Pattinson	Turner	Peppy	Win	Lose	Pos
B Bowler		Forfeit	Forfeit	No Match	0	2	
D Pattinson	Walkover		3,-6,9,6	Walkover	3	0	1
M Turner	Walkover	1-3		Walkover	2	1	2
B Peppy	No Match	Forfeit	Forfeit		0	2	

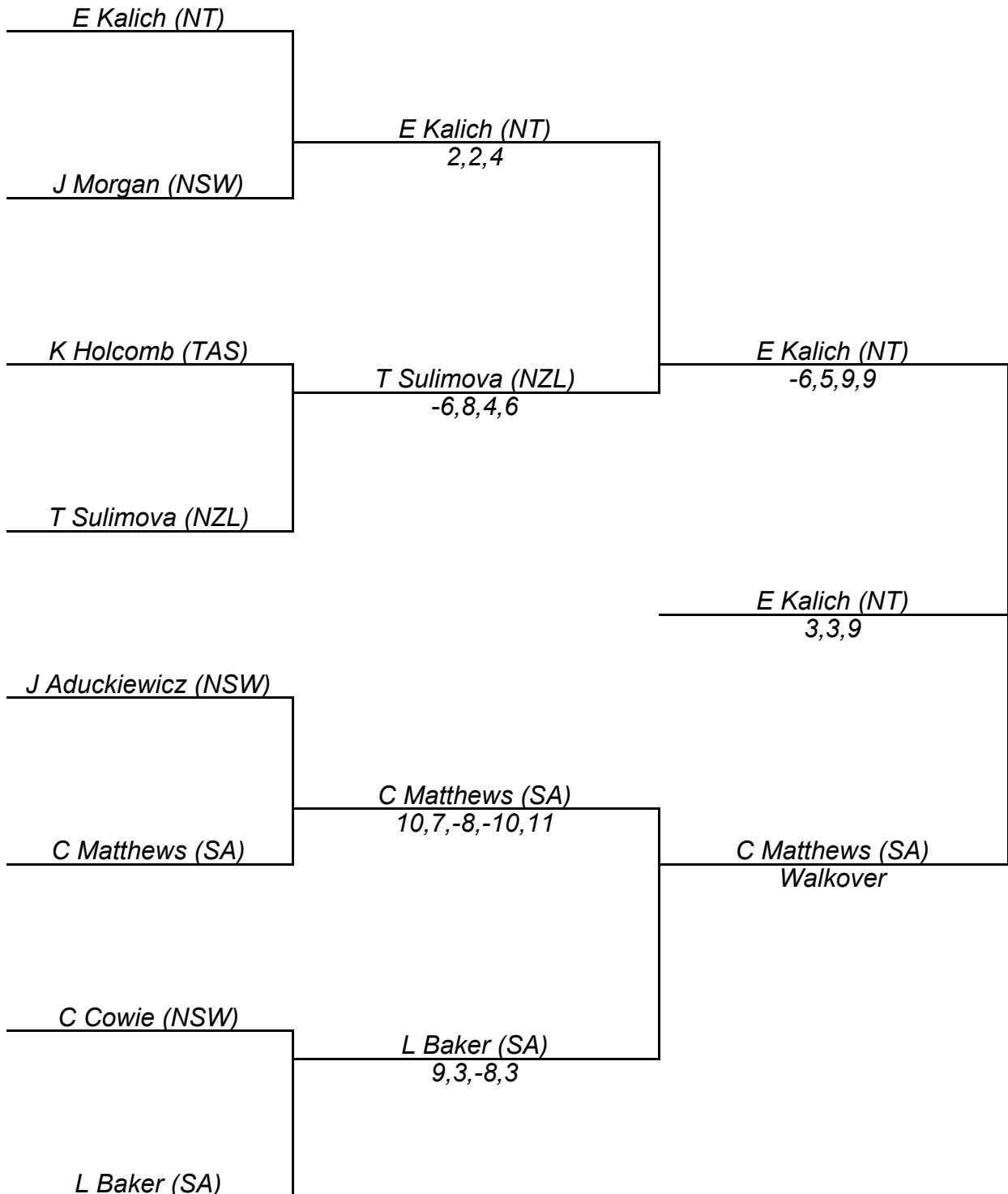
Group M

NAME	McDougall	Tribe	Finlay	Goldenberg	Win	Lose	Pos
G McDougall		Forfeit	Forfeit	No Match	0	2	
M Tribe	Walkover		3,10,10	Walkover	3	0	1
I Finlay	Walkover	0-3		Walkover	2	1	2
J Goldenberg	No Match	Forfeit	Forfeit		0	2	

Last Updated: October 5, 2023 9:00 PM

2023 National Veterans Championships

Over 70 Women's Singles



2023 National Veterans Championships

Over 70 Women's Singles

Group A

NAME	Kalich	Cowie	Rickards	Nolan	Win	Lose	Pos
E Kalich		6,6,8	2,2,1	3,5,1	3	0	1
C Cowie	0-3		-5,5,4,4	5,5,4	2	1	2
A Rickards	0-3	1-3		-1,-8,-2	0	3	4
J Nolan	0-3	0-3	3-0		1	2	3

Group B

NAME	Fogarty	Baker	Morgan	Taylor	Win	Lose	Pos
Y Fogarty		Forfeit	Forfeit	Forfeit	0	3	
L Baker	Walkover		9,7,7	6,1,2	3	0	1
J Morgan	Walkover	0-3		4,9,5	2	1	2
J Taylor	Walkover	0-3	0-3		1	2	3

Group C

NAME	Sulimova	Colburn	Matthews	Egan	Win	Lose	Pos
T Sulimova		6,4,7	8,-9,-10,6,9	4,2,6	3	0	1
L Colburn	0-3		-8,-6,-8	-9,3,10,8	1	2	3
C Matthews	2-3	3-0		3,1,3	2	1	2
P Egan	0-3	1-3	0-3		0	3	4

Group D

NAME	Aduckiewicz	Holcomb	O'Bryan	Gillespie	Win	Lose	Pos
J Aduckiewicz		4,-9,9,-1,8	6,8,9	9,3,4	3	0	1
K Holcomb	2-3		7,6,10	3,5,8	2	1	2
D O'Bryan	0-3	0-3		4,5,6	1	2	3
H Gillespie	0-3	0-3	0-3		0	3	4


Last Updated: October 5, 2023 11:21 AM

2023 National Veterans Championships

Over 70 Men's Doubles

SEEDS

- 1 K Lai/K Fogarty (NZL)
- 2 C Wong/P Pinkewich (NSW)
- 3 T Needham (WAL)/C Sim (VIC)
- 4 C Pestonji/S Tai (NSW)




2023 National Veterans Championships

Over 70 Women's Doubles

SEEDS

- 1 E Kalich (NT)/P Egan (NSW)
- 3 J Aduckiewicz/C Cowie (NSW)
- 4 C Matthews/D Darwent (SA)



2023 National Veterans Championships

Over 70 Mixed Doubles


SEEDS

- 1 K Lai (NZL)/D O'Bryan (VIC)
- 2 C Wong/J Aduckiewicz (NSW)
- 3 P Pinkewich (NSW)/L Baker (SA)
- 4 K Fogarty/Y Fogarty (NZL)



2023 National Veterans Championships

Over 75 Men's Singles



2023 National Veterans Championships

Over 75 Men's Singles

Group A

NAME	Needham	Bligh	Huang		Win	Lose	Pos
T Needham		7,1,8	Walkover		2	0	1
H Bligh	0-3		Walkover		1	1	2
F Huang	Forfeit	Forfeit			0	2	

Group B

NAME	Samuelsson	Law	McGeehan	Brown	Win	Lose	Pos
TL Samuelsson		6,4,10	9,1,5	Walkover	3	0	1
C Law	0-3		1,-8,8,5	8,12,3	2	1	2
K McGeehan	0-3	1-3		Walkover	1	2	3
D Brown	Forfeit	0-3	Forfeit		0	3	4

Group C

NAME	Weinstock	Sim	Abrantes	Richards	Win	Lose	Pos
W Weinstock		10,7,-10,7	7,-10,-8,5,7	5,8,5	3	0	1
C Sim	1-3		4,5,7	6,2,6	2	1	2
J Abrantes	2-3	0-3		-9,-12,11,7,5	1	2	3
A Richards	0-3	0-3	2-3		0	3	4

Group D

NAME	Bowler	Neal	Gradwell	Green	Win	Lose	Pos
B Bowler		Forfeit	Forfeit	No Match	0	2	
E Neal	Walkover		-8,-10,-8	Walkover	2	1	2
C Gradwell	Walkover	3-0		Walkover	3	0	1
P Green	No Match	Forfeit	Forfeit		0	2	

Group E

NAME	Solomons	Le	Ratnan	McCloughry	Win	Lose	Pos
M Solomons		5,-10,-12,-6	1,1,3	5,10,6	2	1	2
I Le	3-1		4,6,9	4,5,6	3	0	1
J Ratnan	0-3	0-3		-9,-6,-9	0	3	4
D McCloughry	0-3	0-3	3-0		1	2	3

Group F

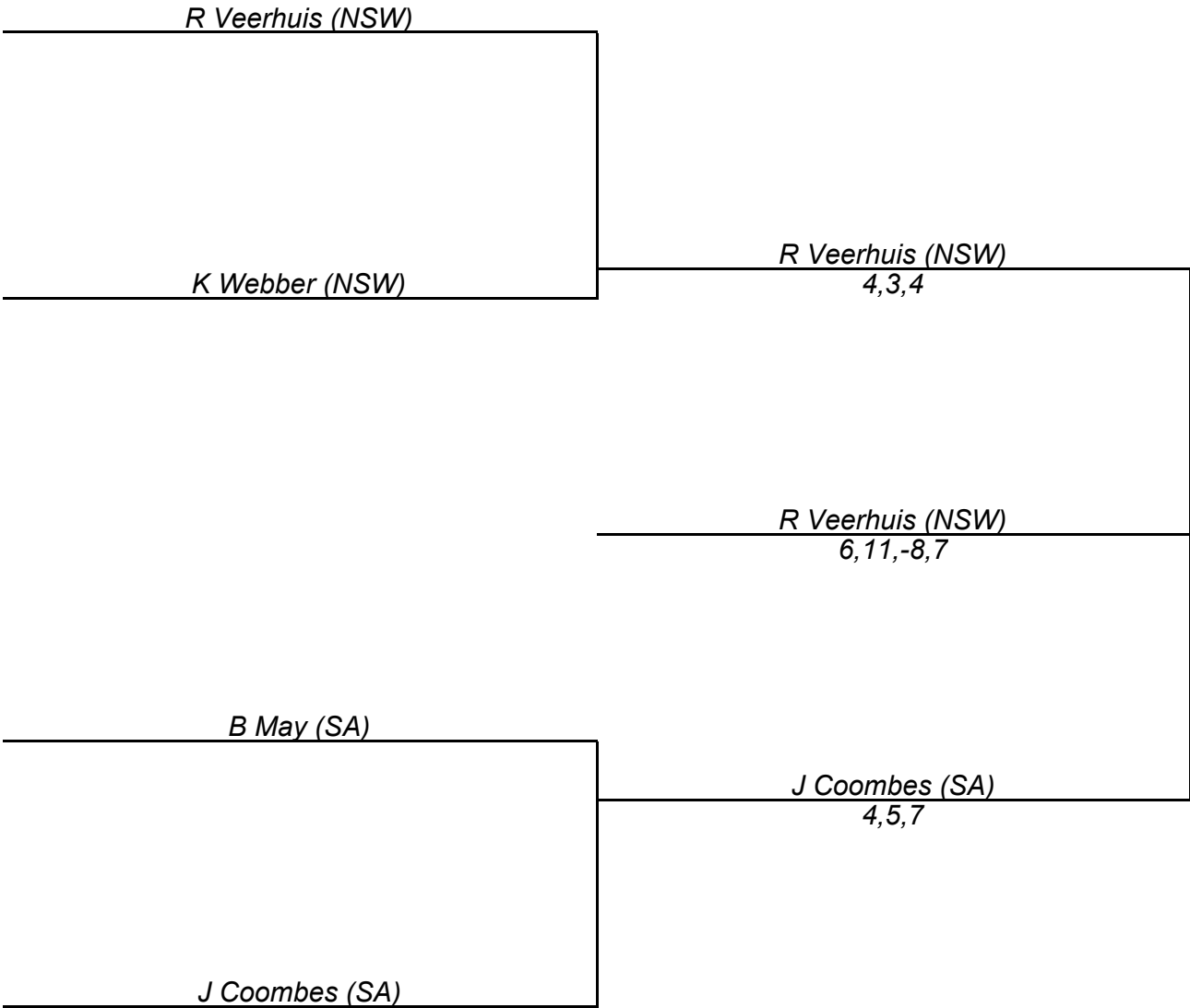
NAME	Klaf	Borkhardt	Morris	Findley	Win	Lose	Pos
I Klaf		-7,-10,9,-9	3,-5,6,3	4,10,1	2	1	2
W Borkhardt	3-1		9,2,4	2,4,-9,4	3	0	1
I Morris	1-3	0-3		3,9,6	1	2	3
J Findley	0-3	1-3	0-3		0	3	4

Group G

NAME	Wetsteyn	Lee	Hay	Shelton	Win	Lose	Pos
H Wetsteyn		-9,8,-10,8,2	-7,9,7,9	8,-7,6,8	3	0	1
TT Lee	2-3		-7,-8,10,-9	-9,9,6,6	1	2	3
K Hay	1-3	3-1		4,6,5	2	1	2
J Shelton	1-3	1-3	0-3		0	3	4

2023 National Veterans Championships

Over 75 Women's Singles



2023 National Veterans Championships

Over 75 Women's Singles

Group A

NAME	Veerhuis	Darwent	May		Win	Lose	Pos
R Veerhuis		7,-8,7,7	7,9,5		2	0	1
D Darwent	1-3		3,-3,6,-10,-9		0	2	3
B May	0-3	3-2			1	1	2

Group B

NAME	Coombes	Webber	Roder	Taylor	Win	Lose	Pos
J Coombes		10,4,1	-6,4,3,4	6,1,6	3	0	1
K Webber	0-3		-5,-6,7,7,4	7,5,8	2	1	2
L Roder	1-3	2-3		-8,8,7,-10,6	1	2	3
J Taylor	0-3	0-3	2-3		0	3	4


Last Updated: October 5, 2023 4:06 PM

2023 National Veterans Championships

Over 75 Men's Doubles

SEEDS

- 1 T Needham (WAL)/C Sim (VIC)
- 2 TL Samuelsson (QLD)/H Wetsteyn (NSW)
- 3 W Weinstock (NZL)/I Morris (SA)
- 4 M Solomons (QLD)/I Le (NSW)

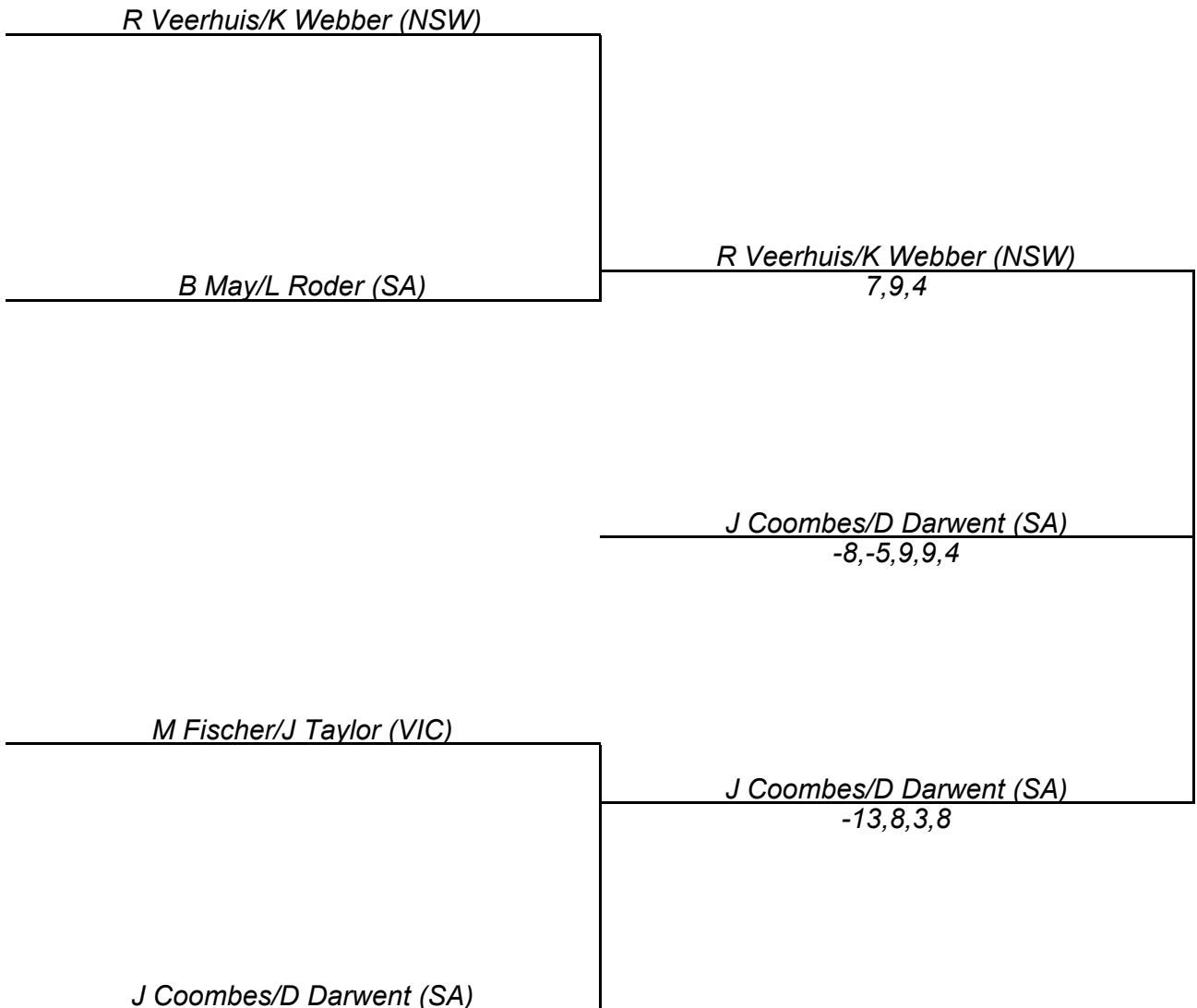


2023 National Veterans Championships

Over 75 Women's Doubles

SEEDS

- 1 R Veerhuis/K Webber (NSW)
- 2 J Coombes/D Darwent (SA)




2023 National Veterans Championships

Over 75 Mixed Doubles

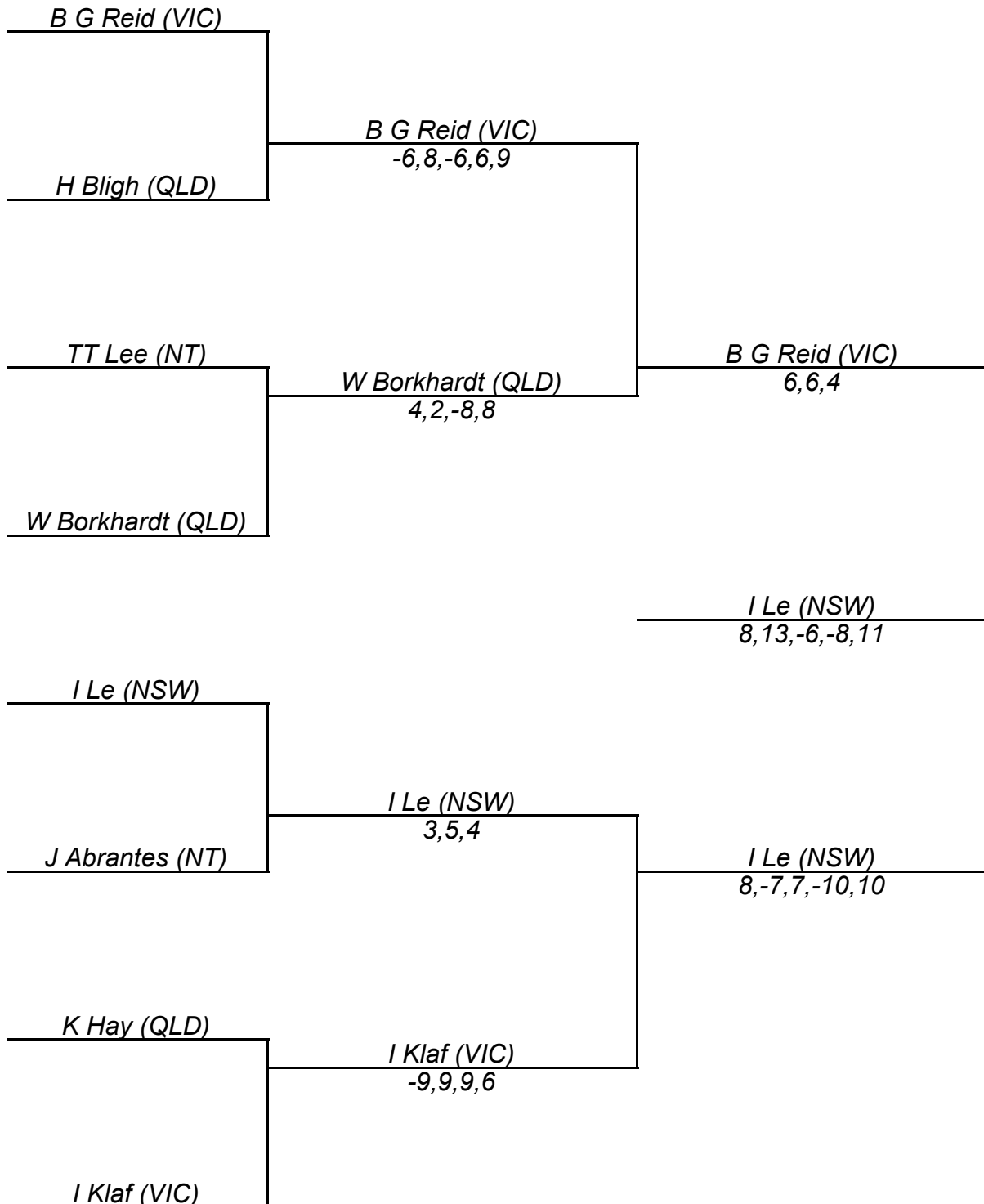
SEEDS

- 1 H Wetsteyn/R Veerhuis (NSW)
- 2 I Le (NSW)/J Coombes (SA)
- 3 TT Lee (NT)/G Rapley (SA)
- 4 J Abrantes (NT)/K Webber (NSW)



2023 National Veterans Championships

Over 80 Men's Singles



2023 National Veterans Championships

Over 80 Men's Singles

Group A

NAME	Reid	Hay	Findley		Win	Lose	Pos
B G Reid		8,6,13	7,6,5		2	0	1
K Hay	0-3		2,7,10		1	1	2
J Findley	0-3	0-3			0	2	3

Group B

NAME	Klaf	Bligh	Chan		Win	Lose	Pos
I Klaf		5,2,6	Walkover		2	0	1
H Bligh	0-3		Walkover		1	1	2
W K Chan	Forfeit	Forfeit			0	2	

Group C

NAME	Le	Lee	Richards	Muller	Win	Lose	Pos
I Le		4,8,2	5,1,8	5,8,7	3	0	1
TT Lee	0-3		4,7,7	-7,5,4,4	2	1	2
A Richards	0-3	0-3		-3,-8,-5	0	3	4
P Muller	0-3	1-3	3-0		1	2	3

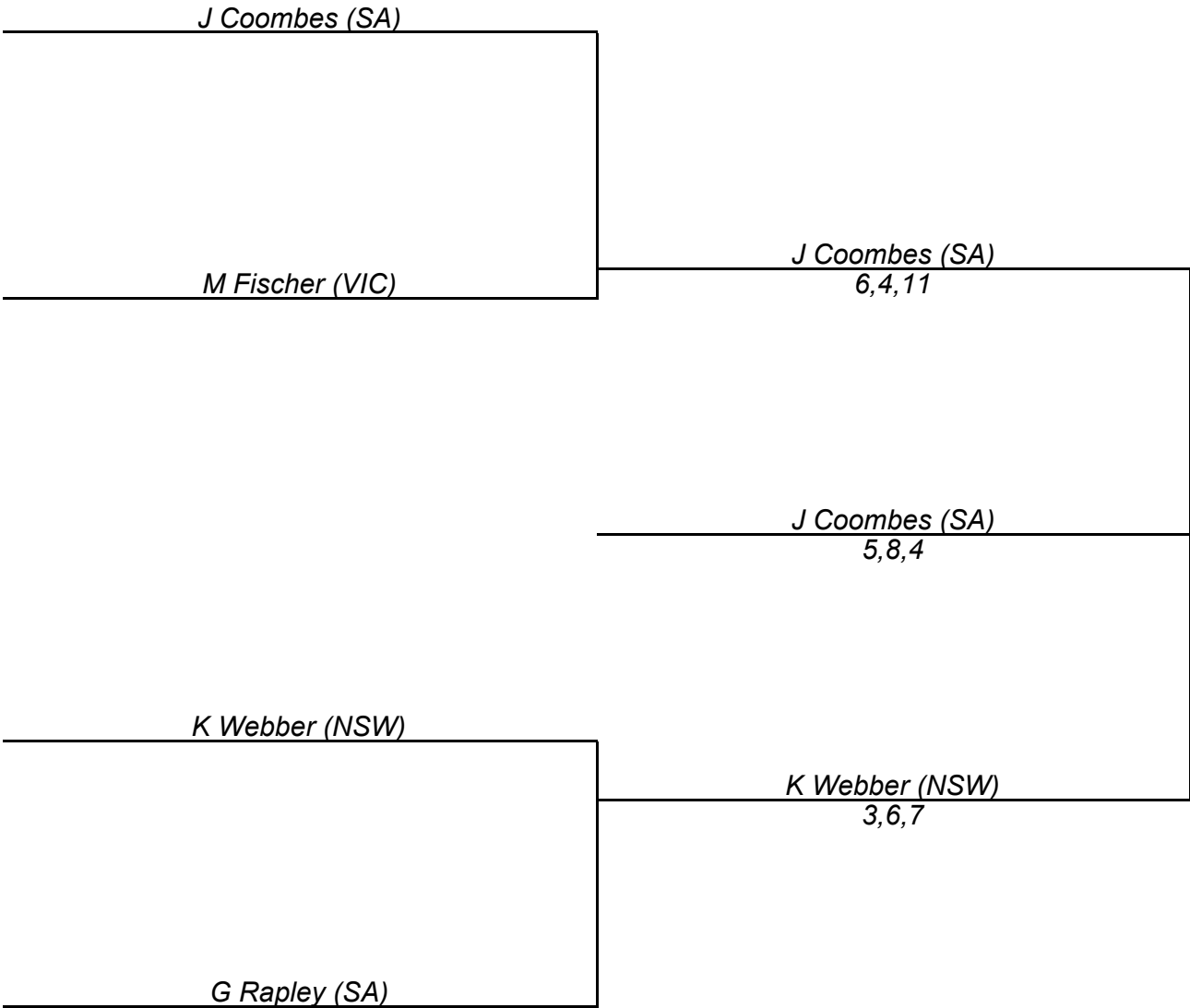
Group D

NAME	Borkhardt	Abrantes	Fisher	McCloughry	Win	Lose	Pos
W Borkhardt		-9,-13,8,8,9	Walkover	6,5,6	3	0	1
J Abrantes	2-3		Walkover	8,2,9	2	1	2
G Fisher	Forfeit	Forfeit		Forfeit	0	3	
D McCloughry	0-3	0-3	Walkover		1	2	3

Last Updated: October 5, 2023 3:29 PM

2023 National Veterans Championships

Over 80 Women's Singles



2023 National Veterans Championships

Over 80 Women's Singles

Group A

NAME	Coombes	Webber	James	Leddy	Win	Lose	Pos
J Coombes		4,7,7	6,4,3	1,5,4	3	0	1
K Webber	0-3		6,6,5	5,5,3	2	1	2
R James	0-3	0-3		-7,8,10,-5,13	1	2	3
E Leddy	0-3	0-3	2-3		0	3	4

Group B

NAME	Boyd	Fischer	Smith	Rapley	Win	Lose	Pos
J Boyd		3,-13,-6,-8	8,8,8	-4,9,-6,-10	1	2	3
M Fischer	3-1		3,7,4	-8,-5,6,-5	2	1	2
S Smith	0-3	0-3		-2,-2,-4	0	3	4
G Rapley	3-1	3-1	3-0		3	0	1

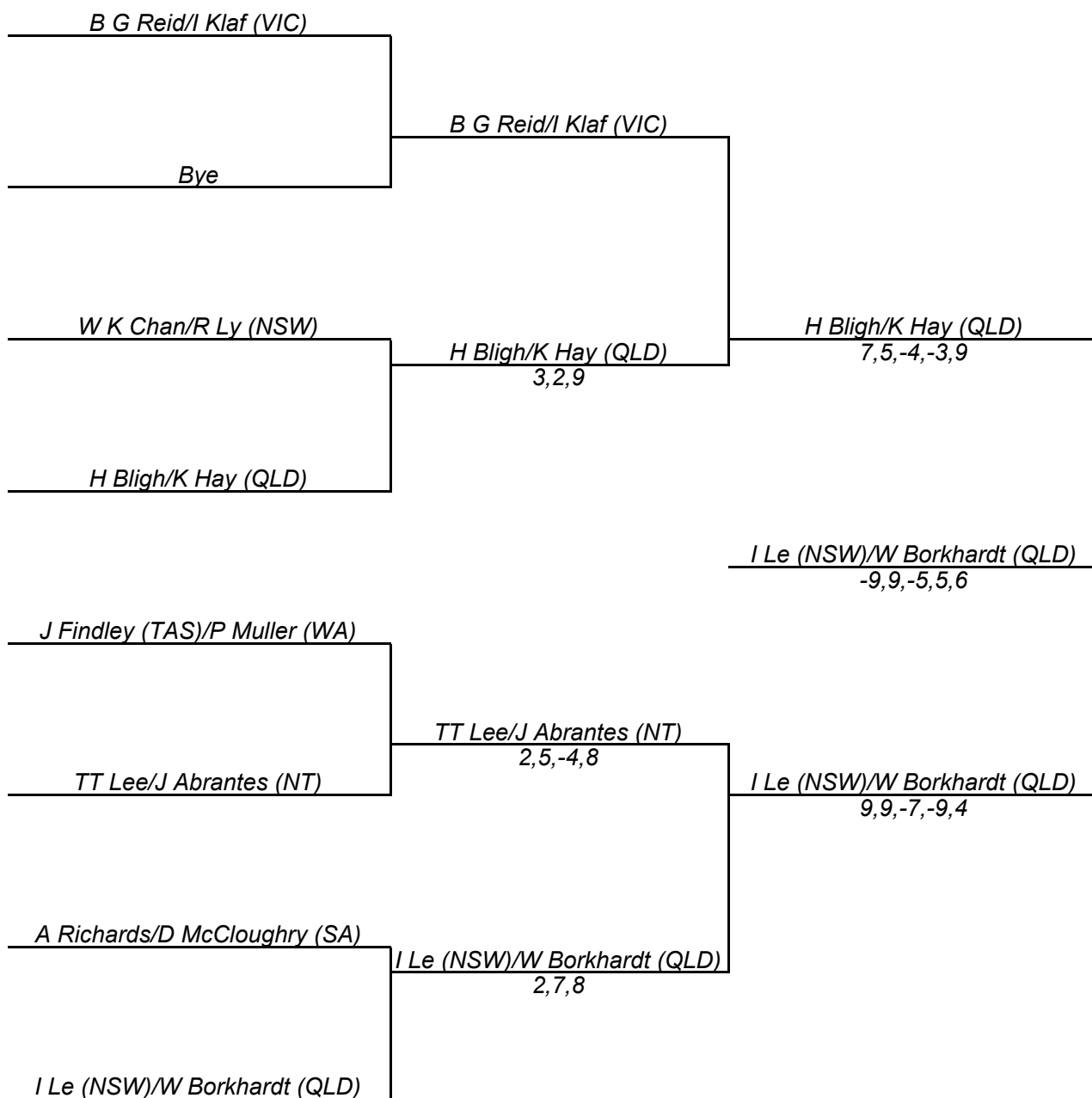
Last Updated: October 5, 2023 11:23 AM

2023 National Veterans Championships

Over 80 Men's Doubles

SEEDS

- 1 B G Reid/I Klaf (VIC)
- 2 I Le (NSW)/W Borkhardt (QLD)



2023 National Veterans Championships

Over 80 Women's Doubles

Group A

NAME	Webber / Rapley	Boyd / Leddy	Fischer / James	Win	Lose	Pos
K Webber / G Rapley		9,10,6	-8,7,9,8	2	0	1
J Boyd / E Leddy	0-3		2,-12,-10,-8	0	2	3
M Fischer / R James	1-3	3-1		1	1	2

Last Updated: October 6, 2023 2:03 PM

2023 National Veterans Championships

Over 80 Mixed Doubles

SEEDS

- 1 B G Reid/M Fischer (VIC)
- 2 I Klaf (VIC)/E Leddy (NSW)



2023 National Veterans Championships

Over 85 Men's Singles

Group A

NAME	Geraghty	Kuiper	Arndt	Ly	Win	Lose	Pos
C J Geraghty		Forfeit	Forfeit	Forfeit	0	3	
B Kuiper	Walkover		-11,7,-7,8,8	8,8,10	3	0	1
G Arndt	Walkover	2-3		-7,-8,9,-4	1	2	3
R Ly	Walkover	0-3	3-1		2	1	2

Last Updated: October 5, 2023 3:30 PM

2023 National Veterans Championships

Over 85 Women's Singles

Group A

NAME	Boyd	James	Smith	Win	Lose	Pos
J Boyd		-8,-8,-5	10,5,3	1	1	2
R James	3-0		5,4,6	2	0	1
S Smith	0-3	0-3		0	2	3

Last Updated: October 5, 2023 3:25 PM

2023 National Veterans Championships

Over 85 Mixed Doubles

Group A

NAME	Geraghty / James	Arndt / Boyd	Kuiper / Smith	Win	Lose	Pos
C J Geraghty / R James		Forfeit	Forfeit	0	2	
G Arndt / J Boyd	Walkover		-7,-7,7,-9	1	1	2
B Kuiper / S Smith	Walkover	3-1		2	0	1

Last Updated: October 4, 2023 7:35 PM

2023 National Veterans Championships

Over 30 Men's Teams

Aust Cap Territory "B"

Costa Georgeson (C)
Joy Grover
Joseph Shomali
Joey Wiltshire

New South Wales

Raman Chandra
Amir Forouzanfar
Wilson Hui (C)
Jacky Wong

Presidents "A"

Jack Chau (VIC)
Samuel David Garcia Trujillo (A)
Jason Ortencio (VIC) (C)
Vu Pham (ACT)

Queensland

Miron Boguslavsky
Giovanni Cnapich (C)
Brett Halocho
Walter Parkes

South Australia

Scott Gray
Ken Neubauer (C)
Paton Wilson

Victoria

Craig Carter
Christopher Dobrovic
Harsh Madaan (C)
Sam Palmer

Aust Capital Territory

Geoff Chan
Stephen Phan
Faisal Pirwani
Arnab Rakshit (C)

New South Wales "B"

Shivayogi Kitageri (C)
Dheeraj Sachdeva
Minh Khiem Tran

Presidents "B"

Dat Bui (ACT)
Jairo Andres Vergara Iregui (VI)
John Wright (VIC) (C)

Queensland "B"

David Gillard
James Hung
Steven Whiting (C)

South Australia "B"

Glen Fernandes
Krishna Kumar
Robbie Tyas (C)

Victoria "B"

Nathan Coombes
Harish Subramaniam
Stephen Warr (C)

2023 National Veterans Championships

Over 30 Men's Teams

Seed	Team	Final Position
2	New South Wales	1
1	Victoria	2
3	Aust Capital Territory	3
4	Queensland	4
5	Victoria "B"	5
6	South Australia	6
7	New South Wales "B"	7
9	South Australia "B"	8
8	Aust Cap Territory "B"	9
11	Presidents "A"	10
10	Presidents "B"	11
12	Queensland "B"	12

Last Updated: October 4, 2023 2:20 PM

2023 National Veterans Championships

Over 30 Men's Teams - Playoffs

Playoff Positions 1-4

Victoria	Victoria 9 - 2
Queensland	New South Wales 6 - 5
Aust Capital Territory	New South Wales 6 - 1
New South Wales	Position 3 Aust Capital Territory 6 - 2

Playoff Positions 5-8

Victoria "B"	Victoria "B" 6 - 5
New South Wales "B"	Victoria "B" 6 - 5
South Australia "B"	South Australia 6 - 2
South Australia	Position 7 New South Wales "B" 6 - 3

Playoff Positions 9-12

Presidents "B"	Presidents "A" 6 - 2
Presidents "A"	Aust Cap Territory "B" 6 - 2
Queensland "B"	Aust Cap Territory "B" 11 - 0
Aust Cap Territory "B"	Position 11 Presidents "B" 8 - 3

2023 National Veterans Championships

Over 30 Men's Teams - Division A

TEAM RESULTS

MATCH SCORES										
TEAMS		1	2	3	4	5	6	WINS	MP	PLACE
1	Victoria		11/0	9/2	11/0	11/0	11/0	5/0	10	1
2	Aust Capital Territory	0/11		8/3	10/1	11/0	11/0	4/1	9	2
3	South Australia	2/9	3/8		8/3	10/1	11/0	3/2	8	3
4	New South Wales "B"	0/11	1/10	3/8		9/2	11/0	2/3	7	4
5	Presidents "B"	0/11	0/11	1/10	2/9		8/3	1/4	6	5
6	Queensland "B"	0/11	0/11	0/11	0/11	3/8		0/5	5	6

PROGRESSIVE RESULTS						
TEAMS		R1	R2	R3	R4	R5
1	Victoria	11/0	11/0	9/2	11/0	11/0
2	Aust Capital Territory	11/0	10/1	11/0	8/3	0/11
3	South Australia	11/0	10/1	2/9	3/8	8/3
4	New South Wales "B"	0/11	1/10	9/2	11/0	3/8
5	Presidents "B"	0/11	1/10	2/9	0/11	8/3
6	Queensland "B"	0/11	0/11	0/11	0/11	3/8

Last Updated: October 2, 2023 5:27 PM

2023 National Veterans Championships

Over 30 Men's Teams - Division B

TEAM RESULTS

MATCH SCORES										
TEAMS		1	2	3	4	5	6	WINS	MP	PLACE
1	New South Wales		7/4	11/0	11/0	11/0	11/0	5/0	10	1
2	Queensland	4/7		8/3	9/2	8/3	11/0	4/1	9	2
3	Victoria "B"	0/11	3/8		10/1	10/1	10/1	3/2	8	3
4	Aust Cap Territory "B"	0/11	2/9	1/10		4/7	10/1	1/4	6	5
5	South Australia "B"	0/11	3/8	1/10	7/4		8/3	2/3	7	4
6	Presidents "A"	0/11	0/11	1/10	1/10	3/8		0/5	5	6

PROGRESSIVE RESULTS						
TEAMS		R1	R2	R3	R4	R5
1	New South Wales	11/0	11/0	11/0	11/0	7/4
2	Queensland	8/3	9/2	11/0	8/3	4/7
3	Victoria "B"	10/1	10/1	0/11	3/8	10/1
4	Aust Cap Territory "B"	0/11	2/9	4/7	10/1	1/10
5	South Australia "B"	3/8	1/10	7/4	0/11	8/3
6	Presidents "A"	1/10	0/11	0/11	1/10	3/8

Last Updated: October 2, 2023 6:00 PM

TEAMS ANALYSIS Over 30 Men's Teams

	PLAYER	Wins	Losses	
ACT B	Costa Georgeson	6	8	42.86%
	Joy Grover	7	8	46.67%
	Joseph Shomali	3	11	21.43%
	Joey Wiltshire	10	7	58.82%
ACT	Geoff Chan	13	6	68.42%
	Stephen Phan	1	0	100.00%
	Faisal Pirwani	9	9	50.00%
	Arnab Rakshit	14	5	73.68%
NSW	Raman Chandra	13	1	92.86%
	Amir Forouzanfar	15	2	88.24%
	Wilson Hui	16	2	88.89%
	Jacky Wong	9	2	81.82%
NSW B	Shivayogi Kitageri	9	11	45.00%
	Dheeraj Sachdeva	10	10	50.00%
	Minh Khiem Tran	10	11	47.62%
Prs A	Jack Chau	1	14	6.67%
	Samuel David Garcia T	2	13	13.33%
	Jason Ortencio	5	9	35.71%
	Vu Pham	2	11	15.38%
Prs B	Dat Bui	3	17	15.00%
	Jairo Andres Vergara I	9	11	45.00%
	John Wright	7	13	35.00%
QLD	Miron Boguslavsky	12	6	66.67%
	Giovanni Cnapich	17	0	100.00%
	Brett Halocha	1	6	14.29%
	Walter Parkes	5	13	27.78%
QLD B	David Gillard	0	21	0.00%
	James Hung	2	19	9.52%
	Steven Whiting	2	19	9.52%
SA	Scott Gray	8	12	40.00%
	Ken Neubauer	12	8	60.00%
	Paton Wilson	17	3	85.00%
SA B	Glen Fernandes	8	11	42.11%
	Krishna Kumar	12	7	63.16%
	Robbie Tyas	1	19	5.00%
VIC	Craig Carter	20	1	95.24%
	Christopher Dobrovic	13	1	92.86%
	Harsh Madaan	6	3	66.67%
	Sam Palmer	15	4	78.95%
VIC B	Nathan Coombes	12	9	57.14%
	Harish Subramaniam	11	10	52.38%
	Stephen Warr	13	8	61.90%

TEAMS ANALYSIS
Over 30 Men's Teams - Playoff Positions 1-4

	PLAYER	Aust Capital Territory			New South Wales				Queensland				Victoria				Wins	Losses	
		GC	FP	AR	RC	AF	WH	JW	MB	GC	BH	WP	CC	CD	HM	SP			
ACT	Geoff Chan				1/3		1/3		2/3		3/0						1	3	25.00%
	Faisal Pirwani						0/3	0/3	2/3			3/2					1	3	25.00%
	Arnab Rakshit				1/3			2/3			3/1	3/0					2	2	50.00%
NSW	Raman Chandra	3/1		3/1													2	0	100.00%
	Amir Forouzanfar												0/3		3/2	3/1	2	1	66.67%
	Wilson Hui	3/1	3/0										0/3		3/0	3/2	4	1	80.00%
	Jacky Wong		3/0	3/2									0/3		3/2	0/3	3	2	60.00%
QLD	Miron Boguslavsky	3/2	3/2										0/3	2/3	1/3		2	3	40.00%
	Giovanni Cnapich												3/1			3/1	2	0	100.00%
	Brett Halocha	0/3		1/3											0/3		0	3	0.00%
	Walter Parkes		2/3	0/3									0/3		1/3	0/3	0	5	0.00%
VIC	Craig Carter					3/0	3/0	3/0	3/0	1/3		3/0					5	1	83.33%
	Christopher Dobrovic								3/2								1	0	100.00%
	Harsh Madaan				2/3	0/3	2/3		3/1		3/0	3/1					3	3	50.00%
	Sam Palmer				1/3	2/3	3/0			1/3		3/0					2	3	40.00%

Over 30 Men's Teams - Playoff Positions 5-8

	PLAYER	New South Wales "B"			South Australia			South Australia "B"			Victoria "B"			Wins	Losses	
		SK	DS	MT	SG	KN	PW	GF	KK	RT	NC	HS	SW			
NSW B	Shivayogi Kitageri							0/3	3/1	1/3	3/2	1/3	2	3	40.00%	
	Dheeraj Sachdeva							3/0		3/0	3/1	3/2	2/3	4	1	80.00%
	Minh Khiem Tran							3/2	0/3	3/2	1/3	3/2	3/1	4	2	66.67%
SA	Scott Gray							1/3	1/3	3/2	0/3	1/3	1	4	20.00%	
	Ken Neubauer							3/1	3/0	2/3	2/3	3/2	3	2	60.00%	
	Paton Wilson							3/2		3/0	3/0	3/1	3/1	5	0	100.00%
SA B	Glen Fernandes		0/3	2/3	3/1		2/3						1	3	25.00%	
	Krishna Kumar	3/0		3/0	3/1	1/3							3	1	75.00%	
	Robbie Tyas	1/3	0/3	2/3	0/3	0/3							0	5	0.00%	
VIC B	Nathan Coombes	3/1	1/3	3/1	2/3	3/2	0/3						3	3	50.00%	
	Harish Subramaniam	2/3	2/3	2/3	3/0	3/2	1/3						2	4	33.33%	
	Stephen Warr	3/1	3/2	1/3	3/1	2/3	1/3						3	3	50.00%	

Over 30 Men's Teams - Playoff Positions 9-12

	PLAYER	Aust Cap Territory "B"				Presidents "A"			Presidents "B"			Queensland "B"			Wins	Losses				
		CG	JG	JS	JW	JC	JO	VP	DB	JV	JW	DG	JH	SW						
ACT B	Costa Georgeson					3/2		3/2							3/0	3/1	3/1	5	0	100.00%
	Joy Grover														3/0	3/0	3/2	3	0	100.00%
	Joseph Shomali					0/3	2/3											0	2	0.00%
	Joey Wiltshire						3/1	3/0							3/0	3/0	3/1	5	0	100.00%
Prs A	Jack Chau	2/3		3/0						0/3	0/3							1	3	25.00%
	Jason Ortencio			3/2	1/3				3/0	3/2								3	1	75.00%
	Vu Pham	2/3			0/3				3/0		3/0							2	2	50.00%
Prs B	Dat Bui						0/3	0/3				3/0	3/1	0/3				2	3	40.00%
	Jairo Andres Vergara Iregui					3/0	2/3					3/0	0/3	3/0				3	2	60.00%
	John Wright					3/0		0/3				3/0	3/1	3/1				4	1	80.00%
QLD B	David Gillard	0/3	0/3		0/3				0/3	0/3	0/3							0	6	0.00%
	James Hung	1/3	0/3		0/3				1/3	3/0	1/3							1	5	16.67%
	Steven Whiting	1/3	2/3		1/3				3/0	0/3	1/3							1	5	16.67%

TEAMS ANALYSIS
Over 30 Men's Teams - Division A

	PLAYER	Aust Capital Territory				New South Wales "B"			Presidents "B"			Queensland "B"			South Australia			Victoria				Wins	Losses	
		GC	SP	FP	AR	SK	DS	MT	DB	JV	JW	DG	JH	SW	SG	KN	PW	CC	CD	HM	SP			
ACT	Geoff Chan					3/1	3/0	3/0	3/0	3/0	3/0	3/0	3/0	3/0	3/0	3/1	3/1	0/3	0/3	1/3		12	3	80.00%
	Stephen Phan									3/1												1	0	100.00%
	Faisal Pirwani					1/3	3/2	3/1	3/0	3/0	3/0	3/0	3/0	3/0	3/0	0/3	2/3	0/3		0/3	1/3	8	6	57.14%
	Arnab Rakshit					3/1	3/0	3/0	3/0	3/1	3/0	3/0	3/0	3/0	3/0	3/0	3/0	0/3		0/3	2/3	12	3	80.00%
NSW B	Shivayogi Kitageri	1/3		3/1	1/3				3/0	0/3	3/1	3/0	3/0	3/0	3/1	0/3	0/3	0/3	0/3		0/3	7	8	46.67%
	Dheeraj Sachdeva	0/3		2/3	0/3				3/0	2/3	3/2	3/0	3/0	3/0	3/0	2/3	0/3	0/3	0/3		0/3	6	9	40.00%
	Minh Khiem Tran	0/3		1/3	0/3				3/0	3/1	3/1	3/0	3/0	3/0	2/3	1/3	0/3	0/3	0/3		0/3	6	9	40.00%
Prs B	Dat Bui	0/3		0/3	0/3	0/3	0/3	0/3				3/0	2/3	2/3	0/3	0/3	0/3	0/3	0/3		0/3	1	14	6.67%
	Jairo Andres Vergara Iregui	0/3	1/3		1/3	3/0	3/2	1/3				3/0	3/0	3/0	1/3	3/1	0/3	0/3	0/3		0/3	6	9	40.00%
	John Wright	0/3		0/3	0/3	1/3	2/3	1/3				3/1	3/1	3/0	0/3	2/3	0/3	0/3	1/3		0/3	3	12	20.00%
QLD B	David Gillard	0/3		0/3	0/3	0/3	0/3	0/3	0/3	0/3	1/3				0/3	0/3	0/3	0/3	1/3		0/3	0	15	0.00%
	James Hung	0/3		0/3	0/3	0/3	0/3	0/3	3/2	0/3	1/3				0/3	0/3	0/3	0/3	1/3		0/3	1	14	6.67%
	Steven Whiting	0/3		0/3	0/3	0/3	0/3	0/3	3/2	0/3	0/3				0/3	0/3	0/3	0/3	1/3		0/3	1	14	6.67%
SA	Scott Gray	0/3		0/3	0/3	1/3	0/3	3/2	3/0	3/1	3/0	3/0	3/0	3/0				0/3	1/3		0/3	7	8	46.67%
	Ken Neubauer	1/3		3/0	0/3	3/0	3/2	3/1	3/0	1/3	3/2	3/0	3/0	3/0				1/3	0/3		1/3	9	6	60.00%
	Paton Wilson	1/3		3/2	0/3	3/0	3/0	3/0	3/0	3/0	3/0	3/0	3/0	3/0				0/3	3/0		3/0	12	3	80.00%
VIC	Craig Carter	3/0		3/0	3/0	3/0	3/0	3/0	3/0	3/0	3/0	3/0	3/0	3/0	3/0	3/1	3/0					15	0	100.00%
	Christopher Dobrovic	3/0				3/0	3/0	3/1	3/0	3/0	3/1	3/1	3/1	3/1	3/1	3/0	0/3					12	1	92.31%
	Harsh Madaan	3/1		3/0	3/0																	3	0	100.00%
	Sam Palmer			3/1	3/2	3/0	3/0	3/0	3/0	3/0	3/0	3/0	3/0	3/0	3/0	3/1	0/3					13	1	92.86%

Over 30 Men's Teams - Division B

	PLAYER	Aust Cap Territory "B"				New South Wales				Presidents "A"				Queensland				South Australia "B"				Victoria "B"			Wins	Losses					
		CG	JG	JS	JW	RC	AF	WH	JW	JC	SG	JO	VP	MB	GC	BH	WP	GF	KK	RT	NC	HS	SW								
ACT B	Costa Georgeson					0/3	0/3		0/3									2/3	0/3		3/1	GF	KK	RT	2/3	1/3	0/3	1	8	11.11%	
	Joy Grover					0/3	0/3		1/3			3/0	3/0	3/0								2/3	0/3	3/0	1/3	0/3	1/3	4	8	33.33%	
	Joseph Shomali					0/3	0/3	0/3				1/3	3/0	3/1	0/3	0/3			1/3	1/3	0/3	3/2							3	9	25.00%
	Joey Wiltshire											3/0	3/0	3/1	1/3	0/3	3/1	2/3	1/3	3/0		0/3	1/3	1/3	3/0	0/3	1/3	1/3	5	7	41.67%
NSW	Raman Chandra	3/0	3/0	3/0						3/0	3/0		3/0	3/1	1/3		3/0	3/1				3/1			3/1		3/1	11	1	91.67%	
	Amir Forouzanfar	3/0	3/0	3/0						3/0	3/0	3/0		3/1	1/3		3/1		3/1	3/0		3/2	3/0	3/0	3/2	3/0	3/0	13	1	92.86%	
	Wilson Hui			3/0						3/0	3/0		3/0	3/0	2/3		3/0	3/0	3/1	3/0		3/0	3/0	3/1	3/0	3/0	3/1	12	1	92.31%	
	Jacky Wong	3/0	3/1															3/0	3/1	3/0						3/0		6	0	100.00%	
Prs A	Jack Chau					0/3	0/3	0/3						2/3	0/3		1/3	0/3	0/3	2/3	1/3	0/3		1/3	0/3		0	11	0.00%		
	Samuel David Garcia Trujillo		0/3	3/1	0/3	0/3	0/3	0/3						1/3	0/3		0/3	2/3	0/3	3/1	0/3	0/3	0/3	0/3	0/3	0/3	2	13	13.33%		
	Jason Ortencio		0/3	0/3	0/3		0/3											1/3	0/3	3/0	3/2	0/3	0/3	2	8	20.00%					
	Vu Pham		0/3	1/3	1/3	0/3		0/3						1/3	0/3		2/3						1/3	0	9	0.00%					
QLD	Miron Boguslavsky	3/2		3/0	3/1	1/3	1/3	0/3		3/2	3/1		3/1					3/1							3/0	3/0	3/2	10	3	76.92%	
	Giovanni Cnapich	3/0		3/0	3/0	3/1	3/1	3/2		3/0	3/0		3/0					3/0	3/0	3/0		3/0	3/0	3/0	3/0	3/0	3/0	15	0	100.00%	
	Brett Halocha																		0/3	3/0			2/3	1/3	1	3	25.00%				
	Walter Parkes	1/3		3/1	1/3	0/3	1/3	0/3		3/1	3/0		3/2					1/3	1/3	3/2	2/3			2/3			5	8	38.46%		
SA B	Glen Fernandes		3/2	3/1	3/2	1/3		0/3	0/3	3/0	3/2	3/1		1/3	0/3		3/1					2/3	0/3	2/3	7	8	46.67%				
	Krishna Kumar		3/0	3/0	3/1		1/3	1/3	1/3	3/0	3/0	3/0			0/3	3/0	3/1					1/3	3/0	1/3	9	6	60.00%				
	Robbie Tyas		0/3	2/3	0/3		0/3	0/3	0/3	3/2	1/3	0/3			0/3	0/3	2/3					0/3	0/3	0/3	1	14	6.67%				
VIC B	Nathan Coombes	3/2	3/1		3/0	1/3	2/3	0/3		3/1	3/0	2/3		0/3	0/3		3/2	3/2	3/1	3/0					9	6	60.00%				
	Harish Subramaniam	3/1	3/0		3/1		0/3	0/3	0/3	3/0	3/0	3/0		0/3	0/3	3/2		3/0	0/3	3/0					9	6	60.00%				
	Stephen Warr	3/0	3/1		3/1	1/3	0/3	1/3			3/0	3/0	3/1	2/3	0/3	3/1		3/2	3/1	3/0					10	5	66.67%				

2023 National Veterans Championships

Over 30 Women's Teams

New South Wales

Forough Karimi (C)
Alice Qiu
Maha Saad
Emiri Tsukamoto

Queensland

Andrea Nicholson (C)
Kathy Pham
Hannah Sunley

South Australia

Julie Ann River Edano
Yuri Ogawa
Kelly Shaughnessy (C)

Victoria "B"

Tess Brand
Anushka Fernando
Shantelle Hives (C)

Presidents

Jill Clementine (ACT)
Sally Fracalossi (TAS)
Shelley Neal (NZL) (C)

Queensland O40

Anna Bobana
Vivienne Halocha
Pippa-Louise Trass
Emma Widdup (C)

Victoria

Kate Carmichael
Lydia Liu
Victoria Male
Yoke-Ching Tan (C)

Western Australia

Beck Bennett
Chavindhya De Silva
Karen Pon (C)
Nhien Nina Tran

Last Updated: September 28, 2023 1:00 PM

2023 National Veterans Championships

Over 30 Women's Teams

TEAM RESULTS

MATCH SCORES												
TEAMS		1	2	3	4	5	6	7	8	WINS	MP	PLACE
1	New South Wales		6/1	7/4	10/1	11/0	10/1	11/0	11/0	7/0	14	1
2	Queensland O40	1/6		7/4	7/4	11/0	10/1	11/0	10/1	6/1	13	2
3	Victoria	4/7	4/7		6/4	10/1	9/2	11/0	11/0	5/2	12	3
4	Western Australia	1/10	4/7	4/6		11/0	8/3	10/1	11/0	4/3	11	4
5	Victoria "B"	0/11	0/11	1/10	0/11		3/8	9/2	8/3	2/5	9	6
6	Presidents	1/10	1/10	2/9	3/8	8/3		9/2	7/4	3/4	10	5
7	Queensland	0/11	0/11	0/11	1/10	2/9	2/9		6/5	1/6	8	7
8	South Australia	0/11	1/10	0/11	0/11	3/8	4/7	5/6		0/7	7	8

PROGRESSIVE RESULTS								
TEAMS		R1	R2	R3	R4	R5	R6	R7
1	New South Wales	11/0	11/0	11/0	10/1	7/4	10/1	6/1
2	Queensland O40	10/1	11/0	10/1	11/0	7/4	7/4	1/6
3	Victoria	11/0	9/2	10/1	11/0	4/7	4/7	6/4
4	Western Australia	11/0	10/1	8/3	11/0	4/7	1/10	4/6
5	Victoria "B"	0/11	0/11	1/10	0/11	9/2	8/3	3/8
6	Presidents	1/10	2/9	3/8	1/10	7/4	9/2	8/3
7	Queensland	0/11	1/10	0/11	0/11	2/9	2/9	6/5
8	South Australia	0/11	0/11	1/10	0/11	4/7	3/8	5/6

**TEAMS ANALYSIS
Over 30 Women's Teams**

	PLAYER	New South Wales				Presidents			Queensland			Queensland O40			South Australia			Victoria				Victoria "B"			Western Australia				Wins	Losses	
		FK	AQ	MS	ET	JC	SF	SN	AN	KP	HS	AB	VH	EW	JE	YO	KS	KC	LL	VM	YT	TB	AF	SH	BB	CD	KP	NT			
NSW	Forough Karimi					3/0		2/3	3/0	3/0	3/0		3/1	3/2								3/0	3/0	3/0		3/2	3/1	3/1	12	1	92.31%
	Alice Qiu					3/0	3/0	3/0	3/0	3/1	3/0				3/0	3/0	3/0	3/2	3/0	2/3		3/0	3/0	3/0					14	1	93.33%
	Maha Saad						3/0		3/0	3/0	3/0	1/3		3/2	3/0	3/0	3/0	1/3	2/3	3/1						2/3	3/0	3/0	11	4	73.33%
	Emiri Tsukamoto					3/0	3/0	3/0				3/2	3/0		3/0	3/0	3/0	3/0	3/0	3/0		3/0	3/0	3/0		3/0	3/0	3/0	17	0	100.00%
Pres	Jill Clementine	0/3	0/3		0/3				3/0	1/3	0/3	0/3	1/3	0/3	1/3	2/3	2/3		0/3	1/3	0/3	0/3	1/3	0/3	0/3		0/3	0/3	1	20	4.76%
	Sally Fracalossi		0/3	0/3	0/3				3/0	3/1	3/0	0/3	2/3	0/3	3/1	3/0	3/0		0/3	0/3	0/3	3/2	3/0	3/1	0/3		1/3	1/3	9	12	42.86%
	Shelley Neal	3/2	0/3		0/3				3/0	3/0	3/0	0/3	3/2	0/3	3/0	3/1	3/1		2/3	3/1	3/0	3/0	3/0	3/0	3/2	3/1		3/0	16	5	76.19%
QLD	Andrea Nicholson	0/3	0/3	0/3		0/3	0/3	0/3				0/3	0/3	0/3	1/3	3/0	1/3	0/3		0/3	0/3	0/3	0/3	3/1		0/3	0/3	1/3	2	19	9.52%
	Kathy Pham	0/3	1/3	0/3		3/1	1/3	0/3				0/3	1/3	0/3	3/1	3/0	2/3	0/3		1/3	1/3	3/1	0/3	1/3	0/3	0/3	3/2		5	16	23.81%
	Hannah Sunley	0/3	0/3	0/3		3/0	0/3	0/3				0/3	1/3	0/3	0/3	3/2	3/2	0/3		0/3	0/3	2/3	0/3	1/3	0/3	1/3	0/3		3	18	14.29%
QLD 4	Anna Bobana			3/1	2/3	3/0	3/0	3/0	3/0	3/0	3/0				3/0	3/0	3/0	3/0	3/0	3/0		3/0	3/0	3/0	3/2	3/0		3/0	19	1	95.00%
	Vivienne Halocha	1/3			0/3	3/1	3/2	2/3	3/0	3/1	3/1				2/3	3/0	3/2	1/3		0/3	3/0	3/0	3/0	3/0		1/3	1/3	2/3	11	9	55.00%
	Emma Widdup	2/3		2/3		3/0	3/0	3/0	3/0	3/0	3/0				3/0	3/1	3/0	2/3	1/3	3/0		3/0	3/2	3/0	0/3	3/2		3/1	15	5	75.00%
SA	Julie Ann River Edano		0/3	0/3	0/3	3/1	1/3	0/3	3/1	1/3	3/0	0/3	3/2	0/3				1/3	0/3		1/3	3/0	1/3	2/3	0/3		0/3	0/3	5	16	23.81%
	Yuri Ogawa		0/3	0/3	0/3	3/2	0/3	1/3	0/3	0/3	2/3	0/3	0/3	1/3				0/3	0/3		0/3	2/3	0/3	1/3	0/3		0/3	0/3	1	20	4.76%
	Kelly Shaughnessy		0/3	0/3	0/3	3/2	0/3	1/3	3/1	3/2	2/3	0/3	2/3	0/3				0/3	0/3		0/3	3/1	0/3	1/3		0/3	0/3	0/3	4	17	19.05%
VIC	Kate Carmichael		2/3	3/1	0/3				3/0	3/0	3/0	0/3	3/1	3/2	3/1	3/0	3/0					3/0	3/0	3/0	1/3	3/2	0/3		13	5	72.22%
	Lydia Liu		0/3	3/2	0/3	3/0	3/0	3/2				0/3		3/1	3/0	3/0	3/0					3/0	3/0	3/0	0/3	3/1	3/0		13	4	76.47%
	Victoria Male		3/2	1/3	0/3	3/1	3/0	1/3	3/0	3/1	3/0	0/3	3/0	0/3											3/0	0/3			8	6	57.14%
	Yoke-Ching Tan					3/0	3/0	0/3	3/0	3/1	3/0		0/3		3/1	3/0	3/0					3/0	2/3	3/1					10	3	76.92%
VIC B	Tess Brand	0/3	0/3		0/3	3/0	2/3	0/3	3/0	1/3	3/2	0/3	0/3	0/3	0/3	3/2	1/3	0/3	0/3		0/3				0/3	0/3	2/3		4	17	19.05%
	Anushka Fernando	0/3	0/3		0/3	3/1	0/3	0/3	3/0	3/0	3/0	0/3	0/3	2/3	3/1	3/0	3/0	0/3	0/3		3/2				0/3	1/3		0/3	8	13	38.10%
	Shantelle Hives	0/3	0/3		0/3	3/0	1/3	0/3	1/3	3/1	3/1	0/3	0/3	0/3	3/2	3/1	3/1	0/3	0/3		1/3				1/3	0/3		0/3	6	15	28.57%
WA	Beck Bennett					3/0	3/0	2/3		3/0	3/0	2/3		3/0	3/0	3/0						3/0	3/0	3/1					12	3	80.00%
	Chavindhya De Silva	2/3		3/2	0/3			1/3	3/0	3/0	3/1	0/3	3/1	2/3			3/0	2/3	1/3	3/0		3/0	3/1	3/0					10	7	58.82%
	Karen Pon	1/3		0/3	0/3	3/0	3/1		3/0	2/3	3/0		3/1		3/0	3/0	3/0	3/0	0/3			3/2							10	5	66.67%
	Nhien Nina Tran	1/3		0/3	0/3	3/0	3/1	0/3	3/1			0/3	3/2	1/3	3/0	3/0	3/0						3/0	3/0					9	6	60.00%

2023 National Veterans Championships

Over 40 Men's Teams

Aust Cap Territory "B"

Thi Phan
Tin Tang
Eric Tran (C)
Jamie Tran

New South Wales

Robert Beaumont
Pascal Mias (C)
John Ngo
Alexandre Vong

New Zealand

Craig Dye
Simon Fenwick
Barry Griffiths
Lyndon White (C)

Queensland

Jeff Jin
Duy Nguyen
Darryl Sullivan
Venkat Vangaveti (C)

South Australia

Frank Ford
Paul Glassenbury (C)
Richard Weaver

Victoria

Simon Johnson (C)
Frank Pearce
Adam Pegg
Mick Warr

Western Australia

Anthony Fitzpatrick
Haru Imam
Puneet Sharma (C)

Aust Capital Territory

Daniel Chaing
Amir Hadad (C)
Todd Kliendienst

New South Wales "B"

Henning Hansen (C)
Saeed Khayati
Ravinder Kumar
Shin Nakazawa

New Zealand "B"

Rong Chen (C)
Edwin Nieman
Nick Ning

Queensland "B"

Mathew Carter
Ken Driver
Simon Mills (C)
Joey Wang

South Australia "B"

Dara Chong
Shane Denman (C)
Dale McDonald

Victoria "B"

John Chan
Peter Fung
Ashley Harding
Damian Taranto (C)

2023 National Veterans Championships

Over 40 Men's Teams

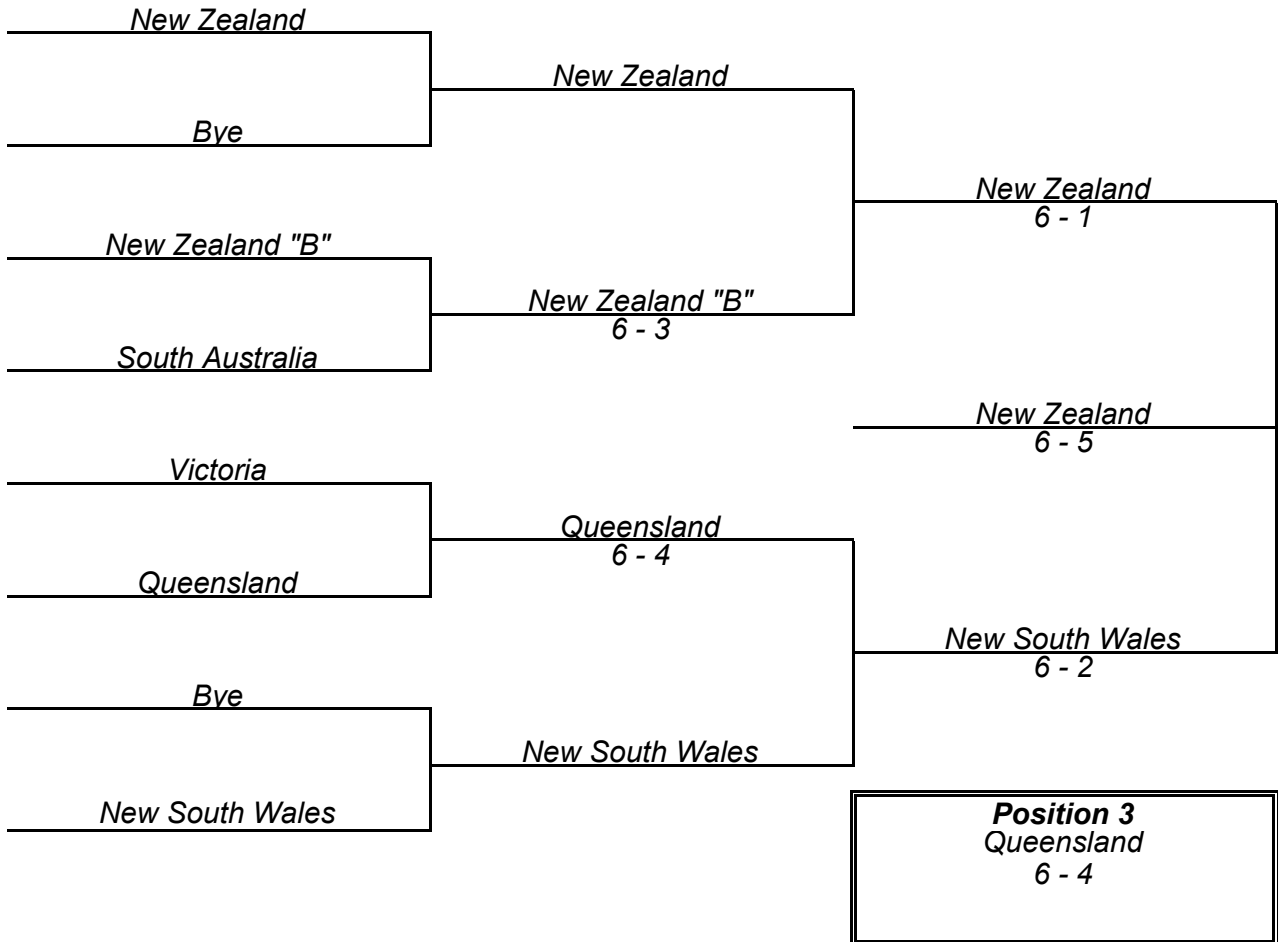
Seed	Team	Final Position
1	New Zealand	1
2	New South Wales	2
6	Queensland	3
4	New Zealand "B"	4
5	South Australia	5
3	Victoria	6
8	New South Wales "B"	7
10	Queensland "B"	8
11	South Australia "B"	9
9	Victoria "B"	10
7	Aust Cap Territory "B"	11
12	Aust Capital Territory	12
13	Western Australia	13

Last Updated: October 4, 2023 2:20 PM

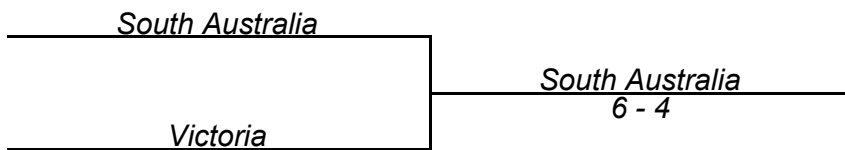
2023 National Veterans Championships

Over 40 Men's Teams - Playoffs

Playoff Positions 1-6



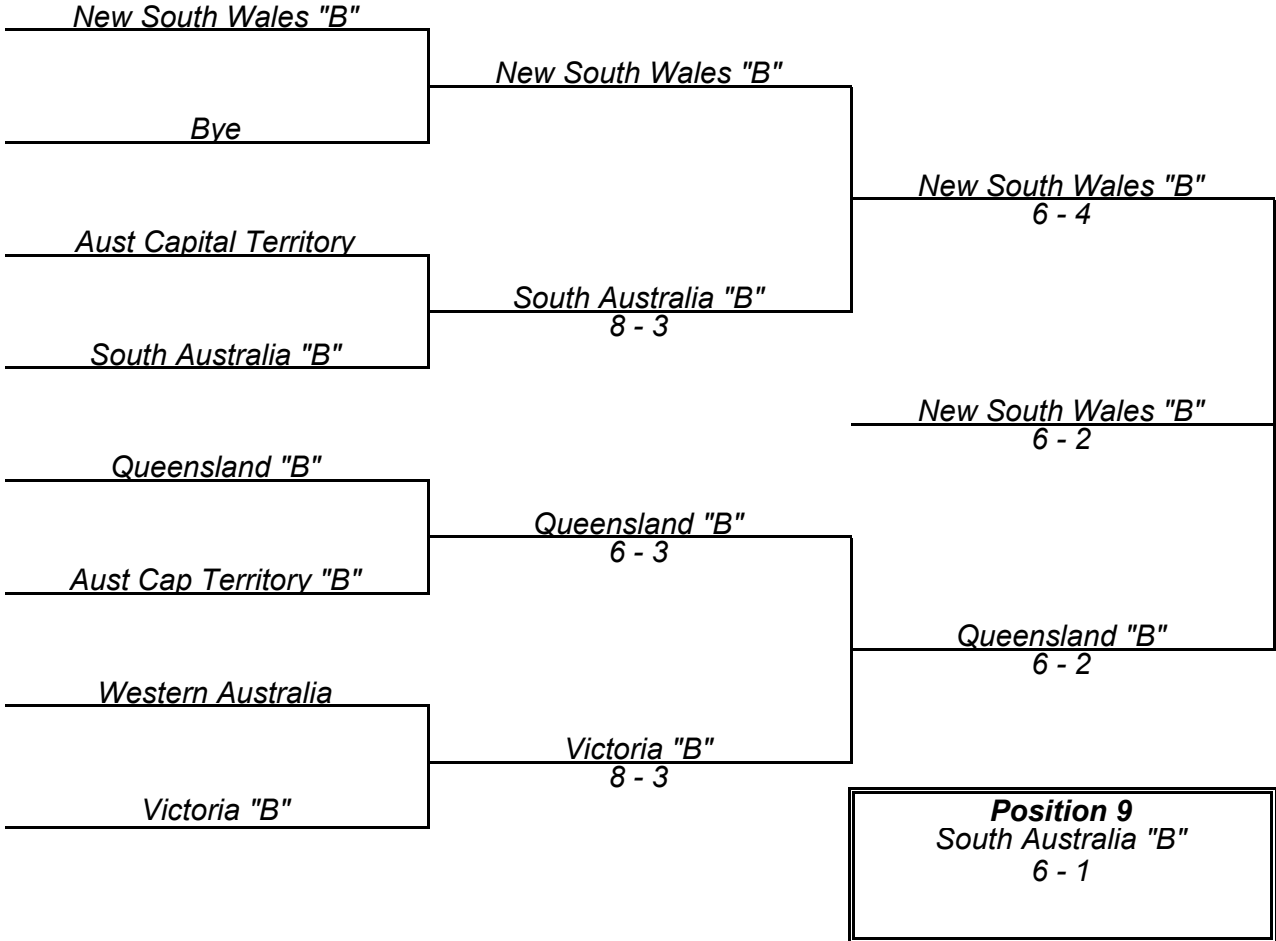
Playoff Positions 5-6



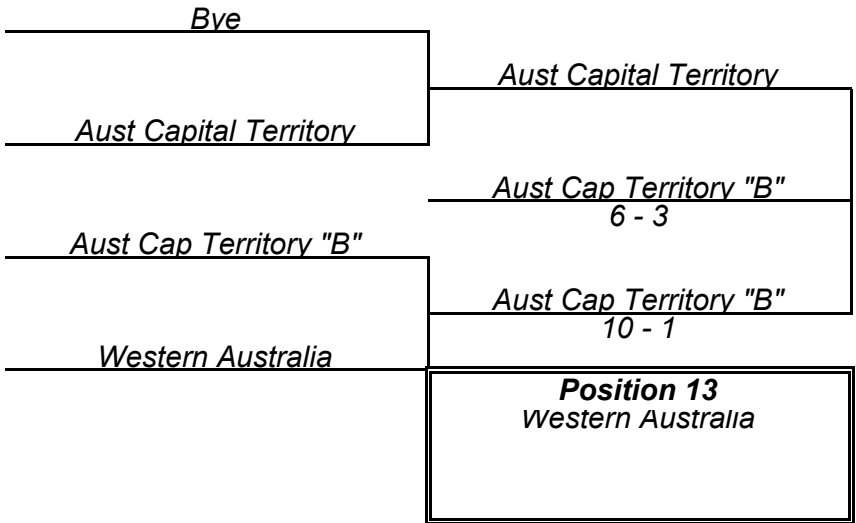
2023 National Veterans Championships

Over 40 Men's Teams - Playoffs

Playoff Positions 7-13



Playoff Positions 11-13



2023 National Veterans Championships

Over 40 Men's Teams - Division A

TEAM RESULTS

MATCH SCORES								
TEAMS		1	2	3	4	WINS	MP	PLACE
1	New Zealand		10/1	11/0	10/1	3/0	6	1
2	Queensland	1/10		10/1	9/2	2/1	5	2
3	Aust Cap Territory "B"	0/11	1/10		5/6	0/3	3	4
4	South Australia "B"	1/10	2/9	6/5		1/2	4	3

PROGRESSIVE RESULTS				
TEAMS		R1	R2	R3
1	New Zealand	11/0	10/1	10/1
2	Queensland	9/2	10/1	1/10
3	Aust Cap Territory "B"	0/11	1/10	5/6
4	South Australia "B"	2/9	1/10	6/5

Last Updated: October 1, 2023 9:03 PM

2023 National Veterans Championships

Over 40 Men's Teams - Division B

TEAM RESULTS

MATCH SCORES								
TEAMS		1	2	3	4	WINS	MP	PLACE
1	New South Wales		7/4	11/0	10/1	3/0	6	1
2	South Australia	4/7		10/1	11/0	2/1	5	2
3	Victoria "B"	0/11	1/10		6/5	1/2	4	3
4	Aust Capital Territory	1/10	0/11	5/6		0/3	3	4

PROGRESSIVE RESULTS				
TEAMS		R1	R2	R3
1	New South Wales	11/0	10/1	7/4
2	South Australia	11/0	10/1	4/7
3	Victoria "B"	0/11	1/10	6/5
4	Aust Capital Territory	0/11	1/10	5/6

Last Updated: October 1, 2023 5:28 PM

2023 National Veterans Championships

Over 40 Men's Teams - Division C

TEAM RESULTS

MATCH SCORES									
TEAMS		1	2	3	4	5	WINS	MP	PLACE
1	Victoria		6/5	9/2	10/1	11/0	4/0	8	1
2	New Zealand "B"	5/6		8/3	9/2	11/0	3/1	7	2
3	New South Wales "B"	2/9	3/8		6/5	10/1	2/2	6	3
4	Queensland "B"	1/10	2/9	5/6		8/3	1/3	5	4
5	Western Australia	0/11	0/11	1/10	3/8		0/4	4	5

PROGRESSIVE RESULTS						
TEAMS		R1	R2	R3	R4	R5
1	Victoria	10/1		9/2	11/0	6/5
2	New Zealand "B"	11/0	9/2		8/3	5/6
3	New South Wales "B"		10/1	2/9	3/8	6/5
4	Queensland "B"	1/10	2/9	8/3		5/6
5	Western Australia	0/11	1/10	3/8	0/11	

Last Updated: October 2, 2023 1:07 PM

TEAMS ANALYSIS

Over 40 Men's Teams

	PLAYER	Wins	Losses	
ACT B	Thi Phan	4	6	40.00%
	Tin Tang	1	4	20.00%
	Eric Tran	9	8	52.94%
	Jamie Tran	3	12	20.00%
ACT	Daniel Chaing	2	13	13.33%
	Amir Hadad	5	9	35.71%
	Todd Kliendienst	2	12	14.29%
NSW	Robert Beaumont	5	2	71.43%
	Pascal Mias	9	3	75.00%
	John Ngo	8	4	66.67%
	Alexandre Vong	10	1	90.91%
NSW B	Henning Hansen	9	7	56.25%
	Saeed Khayati	5	8	38.46%
	Ravinder Kumar	7	9	43.75%
	Shin Nakazawa	1	1	50.00%
NZN	Craig Dye	10	2	83.33%
	Simon Fenwick	7	2	77.78%
	Barry Griffiths	13	1	92.86%
	Lyndon White	6	1	85.71%
NZN B	Rong Chen	15	4	78.95%
	Edwin Nieman	13	5	72.22%
	Nick Ning	4	13	23.53%
QLD	Jeff Jin	6	9	40.00%
	Duy Nguyen	13	4	76.47%
	Darryl Sullivan	2	3	40.00%
	Venkat Vangaveti	6	6	50.00%
QLD B	Mathew Carter	6	7	46.15%
	Ken Driver	2	11	15.38%
	Simon Mills	5	7	41.67%
	Joey Wang	8	6	57.14%
SA	Frank Ford	10	4	71.43%
	Paul Glassenbury	10	5	66.67%
	Richard Weaver	7	6	53.85%
SA B	Dara Chong	6	10	37.50%
	Shane Denman	9	8	52.94%
	Dale McDonald	8	9	47.06%
VIC	Simon Johnson	12	1	92.31%
	Frank Pearce	9	5	64.29%
	Adam Pegg	7	2	77.78%
	Mick Warr	6	7	46.15%
VIC B	John Chan	6	5	54.55%
	Peter Fung	2	10	16.67%
	Ashley Harding	4	9	30.77%
	Damian Taranto	1	8	11.11%
WA	Anthony Fitzpatrick	6	12	33.33%
	Puneet Sharma	0	18	0.00%

TEAMS ANALYSIS
Over 40 Men's Teams - Playoff Positions 1-6

	PLAYER	New South Wales			New Zealand			New Zealand "B"			Queensland			South Australia			Victoria			Wins	Losses	
		P	M	A	C	S	B	R	E	N	J	D	V	F	P	R	S	F	M			
NSW	Pascal Mias				2/3	0/3	0/3				3/0		3/1							2	3	40.00%
	John Ngo				0/3	3/0	3/0				3/0	2/3								3	2	60.00%
	Alexandre Vong				3/0	3/0	2/3				3/0	3/0								4	1	80.00%
NZL	Craig Dye	3/2	3/0	0/3				3/1	2/3											3	2	60.00%
	Simon Fenwick	3/0	0/3	0/3				3/0		3/0										3	2	60.00%
	Barry Griffiths	3/0	0/3	3/2					3/0	3/0										4	1	80.00%
NZL B	Rong Chen				1/3	0/3					3/2	0/3	3/2	3/2	3/2	3/0				5	3	62.50%
	Edwin Nieman				3/2		0/3				3/0	1/3	2/3		3/2	3/2				4	3	57.14%
	Nick Ning					0/3	0/3					0/3	0/3	0/3	1/3					0	6	0.00%
QLD	Jeff Jin	0/3	0/3					2/3	0/3								0/3	3/1	2/3	1	6	14.29%
	Duy Nguyen		3/2	0/3				3/0	3/1	3/0							0/3	3/1	3/1	6	2	75.00%
	Venkat Vangaveti	1/3		0/3				2/3	3/2	3/0							2/3	3/1	3/0	4	3	57.14%
SA	Frank Ford							2/3		3/0							2/3	3/1	3/0	3	2	60.00%
	Paul Glassenbury							2/3	2/3	3/1							1/3	1/3	3/1	2	4	33.33%
	Richard Weaver							0/3	2/3								2/3	3/2	1/3	1	3	25.00%
VIC	Simon Johnson										3/0	3/0		3/2	3/1	3/2				5	0	100.00%
	Frank Pearce										1/3	1/3	1/3	1/3	3/1					1	4	20.00%
	Mick Warr										3/2	1/3	0/3	0/3	1/3	2/3				1	5	16.67%

Over 40 Men's Teams - Playoff Positions 7-13

	PLAYER	Aust Cap Territory "B"				Aust Capital Territory			New South Wales "B"			Queensland "B"				South Australia "B"			Victoria "B"				Western Australia		Wins	Losses									
		T	P	E	T	D	C	A	H	H	S	K	M	C	K	S	M	J	W	D	C	S	D	D				M	J	C	P	F	A	H	D
ACT B	Thi Phan					3/1	0/3																							3/0	3/1	3	1	75.00%	
	Tin Tang														3/1	0/3																1	1	50.00%	
	Eric Tran					3/0	3/0	3/0						2/3	1/3	0/3										3/2	3/0	5	3	62.50%					
ACT	Jamie Tran					1/3		0/3						3/1	3/2										0/3	3/2	3	3	50.00%						
	Daniel Chaing	1/3		0/3	3/1												3/2	1/3	1/3										2	4	33.33%				
	Amir Hadad	3/0		0/3													1/3	1/3	3/1										2	3	40.00%				
NSW B	Todd Kliendienst			0/3	3/0												0/3	1/3	1/3										1	4	20.00%				
	Hemming Hansen												3/0	3/1			3/0	1/3	3/2										4	1	80.00%				
	Saeed Khayati												3/1	2/3			3/1	0/3	0/3										2	2	50.00%				
QLD B	Ravinder Kumar												2/3	3/1			3/1	0/3	1/3										2	3	40.00%				
	Mathew Carter			3/2	1/3																								1	1	50.00%				
	Ken Driver								0/3	1/3										0/3	3/1								1	3	25.00%				
SA B	Simon Mills		1/3	3/1	2/3				1/3		3/2									0/3		3/0							3	4	42.86%				
	Joey Wang		3/0	3/0						3/2	1/3										3/0	3/0							5	1	83.33%				
	Dara Chong					2/3	3/1	3/0	0/3		1/3									1/3			3/1						3	4	42.86%				
VIC B	Shane Denman					3/1	3/1	3/1	3/1	1/3	3/0									3/0	3/1		3/0						7	1	87.50%				
	Dale McDonald					3/1	1/3	3/1	2/3	3/0	3/1									3/0	3/1								6	2	75.00%				
	John Chan											3/0	3/0				3/1		0/3						3/0				4	1	80.00%				
WA	Peter Fung											1/3		0/3			1/3	1/3							3/2	3/0	2	4	33.33%						
	Ashley Harding												0/3	0/3											1/3	3/0	1	3	25.00%						
	Damian Taranto																1/3	0/3							2/3				0	3	0.00%				
WA	Anthony Fitzpatrick	0/3		2/3	3/0																2/3	3/1	3/2					3	3	50.00%					
	Puneet Sharma	1/3		0/3	2/3															0/3	0/3	0/3						0	6	0.00%					

Over 40 Men's Teams - Playoff Positions 5-6

	PLAYER	South Australia			Victoria			Wins	Losses	
		F	P	G	S	F	M			
SA	Frank Ford				2/3	3/1	3/0	2	1	66.67%
	Paul Glassenbury				1/3	1/3	3/1	1	2	33.33%
	Richard Weaver				2/3		3/2	1	1	50.00%
VIC	Simon Johnson	3/2	3/1	3/2				3	0	100.00%
	Frank Pearce	1/3	3/1					1	1	50.00%
	Mick Warr	0/3	1/3	2/3				0	3	0.00%

Over 40 Men's Teams - Playoff Positions 11-13

	PLAYER	Aust Cap Territory "B"				Aust Capital Territory			Western Australia		Wins	Losses	
		T	P	E	T	D	C	A	H	A			
ACT B	Thi Phan					3/1	0/3		3/0	3/1	3	1	75.00%
	Eric Tran					3/0	3/0	3/0	3/2	3/0	5	0	100.00%
	Jamie Tran					1/3		0/3	0/3	3/2	1	3	25.00%
ACT	Daniel Chaing	1/3		0/3	3/1						1	2	33.33%
	Amir Hadad	3/0		0/3							1	1	50.00%
	Todd Kliendienst			0/3	3/0						1	1	50.00%
WA	Anthony Fitzpatrick	0/3		2/3	3/0						1	2	33.33%
	Puneet Sharma	1/3		0/3	2/3						0	3	0.00%

TEAMS ANALYSIS
Over 40 Men's Teams - Division A

	PLAYER	Aust Cap Territory "B"				New Zealand				Queensland				South Australia "B"			Wins	Losses	
		LP	TT	ET	JT	CD	SF	BG	LW	JJ	DN	DS	VV	DC	SD	DM			
ACT B	Thi Phan									0/3	0/3	1/3		2/3	3/1	0/3	1	5	16.67%
	Tin Tang					0/3		0/3	0/3								0	3	0.00%
	Eric Tran					2/3		1/3	0/3	3/1	1/3		1/3	3/0	3/0	3/0	4	5	44.44%
	Jamie Tran					0/3		0/3	0/3	0/3	0/3		0/3	0/3	0/3	1/3	0	9	0.00%
NZL	Craig Dye		3/0	3/2	3/0								3/1	3/0	3/1	3/0	7	0	100.00%
	Simon Fenwick									3/1	3/0		3/2			3/0	4	0	100.00%
	Barry Griffiths		3/0	3/1	3/0						3/1	3/0	3/1	3/0	3/1	3/1	9	0	100.00%
	Lyndon White		3/0	3/0	3/0					3/0	2/3			3/0	3/0		6	1	85.71%
QLD	Jeff Jin	3/0		1/3	3/0		1/3		0/3					3/0	3/0	3/0	5	3	62.50%
	Duy Nguyen	3/0		3/1	3/0		0/3	1/3	3/2					3/0	3/0	3/0	7	2	77.78%
	Darryl Sullivan	3/1						0/3						1/3	2/3	3/0	2	3	40.00%
	Venkat Vangaveti			3/1	3/0	1/3	2/3	1/3									2	3	40.00%
SA B	Dara Chong	3/2		0/3	3/0	0/3		0/3	0/3	0/3	0/3	3/1					3	6	33.33%
	Shane Denman	1/3		0/3	3/0	1/3		1/3	0/3	0/3	0/3	3/2					2	7	22.22%
	Dale McDonald	3/0		0/3	3/1	0/3	0/3	1/3		0/3	0/3	0/3					2	7	22.22%

Over 40 Men's Teams - Division B

	PLAYER	Aust Capital Territory			New South Wales				South Australia			Victoria "B"				Wins	Losses	
		DC	AH	TK	RB	PM	JN	AV	FF	PG	RW	JC	PF	AH	DT			
ACT	Daniel Chaing				1/3	0/3		0/3	0/3	0/3	0/3	2/3		1/3	0/3	0	9	0.00%
	Amir Hadad				3/1	0/3		0/3	0/3	1/3	1/3	3/0		1/3	3/0	3	6	33.33%
	Todd Kliendienst				0/3	0/3	1/3		0/3	0/3	0/3	0/3		0/3	3/0	1	8	11.11%
NSW	Robert Beaumont	3/1	1/3	3/0						0/3		3/0	3/0	3/0		5	2	71.43%
	Pascal Mias	3/0	3/0	3/0					3/1	3/1	3/0			3/0		7	0	100.00%
	John Ngo			3/1					0/3	1/3	3/0	3/0	3/0	3/0		5	2	71.43%
	Alexandre Vong	3/0	3/0						3/0		3/1	3/0	3/0			6	0	100.00%
SA	Frank Ford	3/0	3/0	3/0		1/3	3/0	0/3					3/0	3/0	3/0	7	2	77.78%
	Paul Glassenbury	3/0	3/1	3/0	3/0	1/3	3/1						3/0	3/0	3/0	8	1	88.89%
	Richard Weaver	3/0	3/1	3/0		0/3	0/3	1/3					3/2	3/0	3/0	6	3	66.67%
VIC B	John Chan	3/2	0/3	3/0	0/3		0/3	0/3								2	4	33.33%
	Peter Fung			0/3	0/3		0/3	0/3	0/3	0/3	2/3					0	6	0.00%
	Ashley Harding	3/1	3/1	3/0	0/3	0/3	0/3		0/3	0/3	0/3					3	6	33.33%
	Damian Taranto	3/0	0/3	0/3					0/3	0/3	0/3					1	5	16.67%

Over 40 Men's Teams - Division C

	PLAYER	New South Wales "B"				New Zealand "B"			Queensland "B"				Victoria				Western Australia		Wins	Losses	
		HH	SK	RK	SN	RC	EN	NN	MC	KD	SM	JW	SJ	FP	AP	MW	AF	PS			
NSW B	Henning Hansen					0/3	0/3	3/0	2/3	3/0		1/3	0/3		3/2	0/3	3/0	3/0	5	6	45.45%
	Saeed Khayati					1/3	0/3	3/0	1/3	3/1		3/0	0/3	0/3	0/3				3	6	33.33%
	Ravinder Kumar					0/3	0/3	3/1	2/3	3/0	3/1		0/3		0/3	0/3	3/1	3/2	5	6	45.45%
	Shin Nakazawa																2/3	3/0	1	1	50.00%
NZL B	Rong Chen	3/0	3/1	3/0					3/0	3/0		3/0	3/1	1/3		3/0	3/0	3/0	10	1	90.91%
	Edwin Nieman	3/0	3/0	3/0					3/0	3/1		2/3	1/3	3/2	3/0		3/0	3/1	9	2	81.82%
	Nick Ning	0/3	0/3	1/3					2/3	3/1	3/0		0/3	0/3		0/3	3/1	3/0	4	7	36.36%
QLD B	Mathew Carter	3/2	3/1	3/2		0/3	0/3	3/2						0/3	0/3	0/3	2/3	3/0	5	6	45.45%
	Ken Driver	0/3	1/3	0/3		0/3	1/3	1/3							1/3		0/3	3/0	1	8	11.11%
	Simon Mills							0/3						0/3		0/3	3/2	3/0	2	3	40.00%
	Joey Wang	3/1	0/3	1/3		0/3	3/2							0/3	1/3	3/2			3	5	37.50%
VIC	Simon Johnson	3/0	3/0	3/0		1/3	3/1	3/0									3/0	3/0	7	1	87.50%
	Frank Pearce		3/0			3/1	2/3	3/0	3/0		3/0	3/0					3/2	3/0	8	1	88.89%
	Adam Pegg	2/3	3/0	3/0			0/3		3/0	3/1		3/1					3/0	3/0	7	2	77.78%
	Miek Warr	3/0		3/0		0/3		3/0	3/0		3/0	2/3							5	2	71.43%
WA	Anthony Fitzpatrick	0/3		1/3	3/2	0/3	0/3	1/3	3/2	3/0	2/3		0/3	2/3	0/3				3	9	25.00%
	Puneet Sharma	0/3		2/3	0/3	0/3	1/3	0/3	0/3	0/3	0/3		0/3	0/3	0/3				0	12	0.00%

2023 National Veterans Championships

Over 50 Men's Teams

Aust Cap Territory "B"

Raminder Bhrara
Bandhu Jayamaha
Larry Lim (C)
Robert Richardson

Aust Capital Territory

Michael Bowrey (C)
Michael Drage
Gregory Mowle
Muhammad Mughal

New South Wales

Mohammad Azimi
Ayaz Laghari
Walter Ly (C)
Herijanto Najan

New South Wales "B"

David Clackson
Matthew Crane
Antonio Kang
Murray MacPherson (C)

New Zealand

Michael Chang
Frank Chen
Jack Li
Hoa Ngo (C)

New Zealand "B"

Ray Sheath
Jun Tang (C)
Ivan Tan
Kevin Yang

Presidents

Peter Barnes (NSW)
Bruce Gow (NSW) (C)
Rodney Hee (NT)
Thain Chai Yong (WA)

Queensland

Peter Easling
Anthony Jeffress (C)
Darin May
Jerrold Thomson

Queensland "B"

Tony Kovacs
Perry Munro (C)
Kallum Trass
Peng Yu

South Australia

Paul Langley (C)
Nghi Thanh Nguyen
Chris Prince
Michael Zhang

South Australia "B"

Steve Aufderheide
Alan Herman (C)
Justin Praschifka

Victoria

Andrew De Zwart (C)
John Griffiths
Harrison Huang
Greg Robbins

Victoria "B"

M Kaunain Beg
Rod Kempton
Ben Lowe
Robert Symes (C)

2023 National Veterans Championships

Over 50 Men's Teams

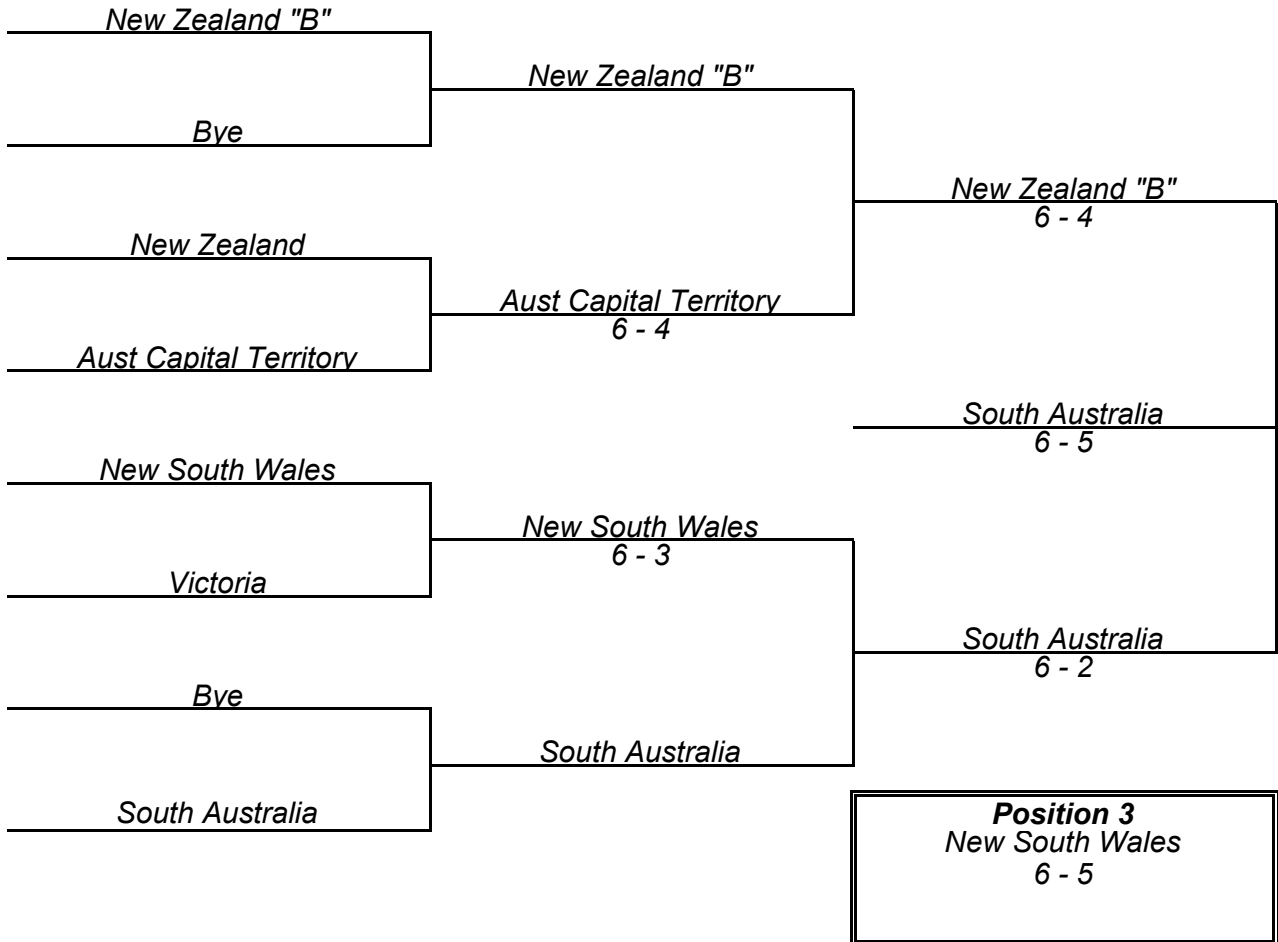
Seed	Team	Final Position
2	South Australia	1
1	New Zealand "B"	2
4	New South Wales	3
5	Aust Capital Territory	4
3	New Zealand	5
6	Victoria	6
7	Queensland	7
8	Queensland "B"	8
10	Victoria "B"	9
9	New South Wales "B"	10
12	South Australia "B"	11
11	Aust Cap Territory "B"	12
13	Presidents	13

Last Updated: October 4, 2023 3:26 PM

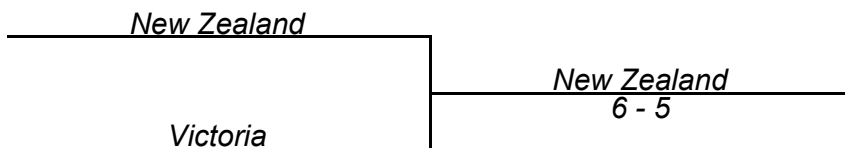
2023 National Veterans Championships

Over 50 Men's Teams - Playoffs

Playoff Positions 1-6



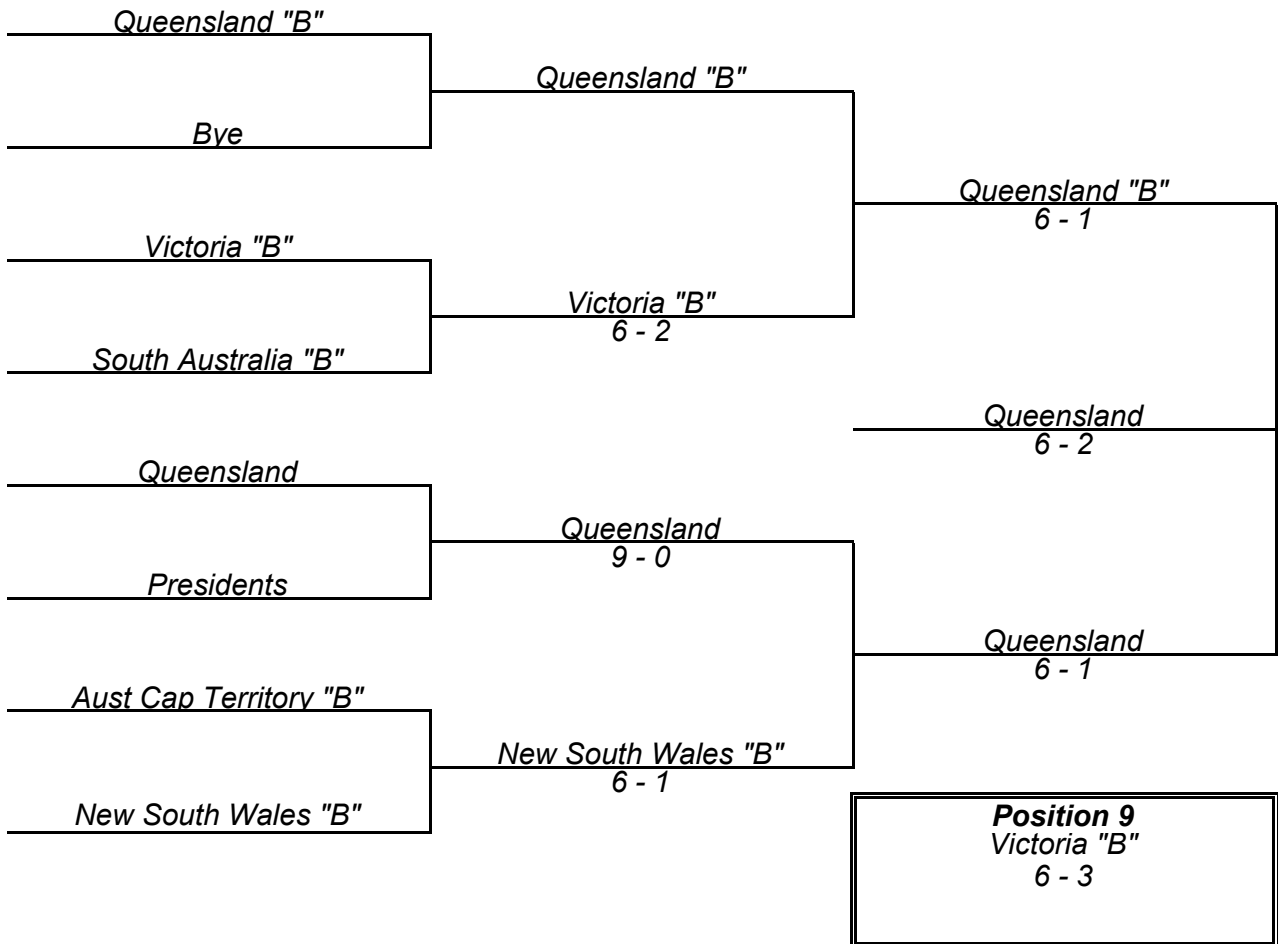
Playoff Positions 5-6



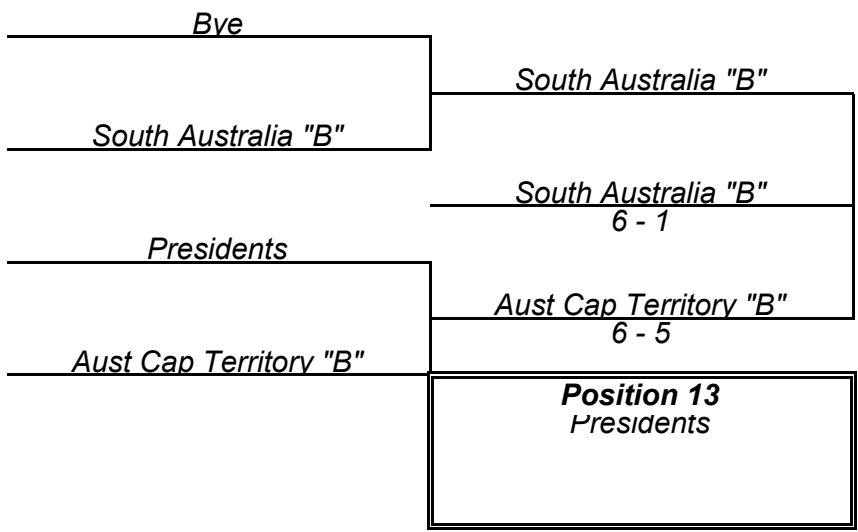
2023 National Veterans Championships

Over 50 Men's Teams - Playoffs

Playoff Positions 7-13



Playoff Positions 11-13



2023 National Veterans Championships

Over 50 Men's Teams - Division A

TEAM RESULTS

MATCH SCORES								
TEAMS		1	2	3	4	WINS	MP	PLACE
1	New Zealand "B"		8/3	6/5	11/0	3/0	6	1
2	Victoria	3/8		7/4	11/0	2/1	5	2
3	Queensland	5/6	4/7		9/2	1/2	4	3
4	South Australia "B"	0/11	0/11	2/9		0/3	3	4

PROGRESSIVE RESULTS				
TEAMS		R1	R2	R3
1	New Zealand "B"	6/5	11/0	8/3
2	Victoria	11/0	7/4	3/8
3	Queensland	5/6	4/7	9/2
4	South Australia "B"	0/11	0/11	2/9

Last Updated: October 2, 2023 1:38 PM

2023 National Veterans Championships

Over 50 Men's Teams - Division B

TEAM RESULTS

MATCH SCORES								
TEAMS		1	2	3	4	WINS	MP	PLACE
1	South Australia		6/5	11/0	10/1	3/0	6	1
2	Aust Capital Territory	5/6		11/0	9/2	2/1	5	2
3	New South Wales "B"	0/11	0/11		8/3	1/2	4	3
4	Victoria "B"	1/10	2/9	3/8		0/3	3	4

PROGRESSIVE RESULTS				
TEAMS		R1	R2	R3
1	South Australia	11/0	10/1	6/5
2	Aust Capital Territory	9/2	11/0	5/6
3	New South Wales "B"	0/11	0/11	8/3
4	Victoria "B"	2/9	1/10	3/8

Last Updated: October 2, 2023 1:33 PM

2023 National Veterans Championships

Over 50 Men's Teams - Division C

TEAM RESULTS

MATCH SCORES									
TEAMS		1	2	3	4	5	WINS	MP	PLACE
1	New Zealand		5/6	7/4	11/0	10/1	3/1	7	2
2	New South Wales	6/5		10/1	11/0	11/0	4/0	8	1
3	Queensland "B"	4/7	1/10		9/2	8/3	2/2	6	3
4	Aust Cap Territory "B"	0/11	0/11	2/9		4/7	0/4	4	5
5	Presidents	1/10	0/11	3/8	7/4		1/3	5	4

PROGRESSIVE RESULTS						
TEAMS		R1	R2	R3	R4	R5
1	New Zealand	11/0		7/4	10/1	5/6
2	New South Wales	11/0	11/0		10/1	6/5
3	Queensland "B"		8/3	4/7	1/10	9/2
4	Aust Cap Territory "B"	0/11	0/11	4/7		2/9
5	Presidents	0/11	3/8	7/4	1/10	

Last Updated: October 2, 2023 1:29 PM

TEAMS ANALYSIS Over 50 Men's Teams

	PLAYER	Wins	Losses	
ACT B	Raminder Bhrara	6	11	35.29%
	Bandhu Jayamaha	2	14	12.50%
	Larry Lim	0	10	0.00%
	Robert Richardson	4	10	28.57%
ACT	Michael Bowrey	15	3	83.33%
	Gregory Mowle	6	10	37.50%
	Muhammad Mughal	10	8	55.56%
NSW	Mohammad Azimi	10	4	71.43%
	Ayaz Laghari	10	4	71.43%
	Walter Ly	7	3	70.00%
	Herijanto Najan	16	4	80.00%
NSW B	David Clackson	2	7	22.22%
	Matthew Crane	0	13	0.00%
	Antonio Kang	7	6	53.85%
	Murray MacPherson	7	4	63.64%
NZL	Michael Chang	7	11	38.89%
	Jack Li	11	7	61.11%
	Hoa Ngo	17	0	100.00%
NZL B	Jun Tang	9	5	64.29%
	Ivan Tan	6	9	40.00%
	Kevin Yang	13	2	86.67%
Pres	Peter Barnes	0	6	0.00%
	Bruce Gow	1	11	8.33%
	Rodney Hee	7	10	41.18%
	Thain Chai Yong	4	13	23.53%
QLD	Peter Easling	2	6	25.00%
	Anthony Jeffress	13	1	92.86%
	Darin May	6	6	50.00%
	Jerrold Thomson	10	2	83.33%
QLD B	Tony Kovacs	3	7	30.00%
	Perry Munro	9	4	69.23%
	Kallum Trass	11	5	68.75%
	Peng Yu	3	6	33.33%
SA	Paul Langley	10	2	83.33%
	Nghi Thanh Nguyen	7	4	63.64%
	Chris Prince	5	2	71.43%
	Michael Zhang	9	3	75.00%
SA B	Steve Aufderheide	1	12	7.69%
	Alan Herman	6	7	46.15%
	Justin Prashifka	2	11	15.38%
VIC	Andrew De Zwart	7	5	58.33%
	John Griffiths	8	6	57.14%
	Harrison Huang	6	5	54.55%
	Greg Robbins	4	2	66.67%
VIC B	M Kaunain Beg	3	9	25.00%
	Rod Kempton	6	7	46.15%
	Ben Lowe	1	8	11.11%
	Robert Symes	4	8	33.33%

TEAMS ANALYSIS
Over 50 Men's Teams - Playoff Positions 1-6

TEAM	PLAYER	Aust Capital Territory			New South Wales				New Zealand			New Zealand "B"			South Australia			Victoria				Wins	Losses	
		MB	GM	MM	MA	AL	WL	HN	MC	JL	HN	JT	IT	KY	PL	NN	MZ	AD	JG	HH	GR			
ACT	Michael Bowrey				2/3	3/1		2/3	3/0	3/1	1/3	3/2	3/0	3/2								6	3	66.67%
	Gregory Mowle				2/3	0/3		2/3	3/0	0/3				2/3	0/3							1	6	14.29%
	Muhammad Mughal				3/1	2/3		3/1	3/1	2/3	1/3	0/3	1/3	0/3								3	6	33.33%
NSW	Mohammad Azimi	3/2	3/2	1/3														1/3		2/3	2	3	40.00%	
	Ayaz Laghari	1/3	3/0	3/2											0/3		1/3	3/2	0/3		3	4	42.86%	
	Walter Ly															3/2	1/3				1	1	50.00%	
NZL	Herjanto Najan	3/2	3/2	1/3											0/3	3/1	3/1	3/0	3/1		6	2	75.00%	
	Michael Chang	0/3	0/3	1/3														2/3	0/3	2/3	0	6	0.00%	
	Jack Li	1/3	3/0	3/2														3/2	1/3	3/0	4	2	66.67%	
NZL B	Hoai Ngo	3/1		3/1														3/1	3/1	3/1	5	0	100.00%	
	Jun Tang	2/3		3/0											0/3	2/3	3/1				2	3	40.00%	
	Ivan Tan	0/3	3/2	3/1											0/3	0/3	1/3				2	4	33.33%	
SA	Kevin Yang	2/3	3/0	3/0											3/2	3/0	3/0				5	1	83.33%	
	Paul Langley					3/0		3/0				3/0	3/0	2/3							4	1	80.00%	
	Nghi Thanh Nguyen					2/3	1/3						3/0	0/3							2	3	40.00%	
VIC	Michael Zhang					3/1	2/3	1/3					1/3	3/1	0/3						3	2	60.00%	
	Andrew De Zwart					3/1	2/3	1/3													1	2	33.33%	
	John Griffiths					3/0		0/3	3/2	2/3	1/3										2	3	40.00%	
VIC	Harrison Huang					3/2		1/3	3/0	3/1	1/3										3	2	60.00%	
	Greg Robbins							3/2	0/3	1/3											1	2	33.33%	

Over 50 Men's Teams - Playoff Positions 7-13

TEAM	PLAYER	Aust Cap Territory "B"				New South Wales "B"				Presidents				Queensland				Queensland "B"			South Australia "B"			Victoria "B"			Wins	Losses		
		RB	BJ	LL	RR	DC	MC	AK	MM	PB	BG	RH	TY	PE	AJ	DM	JT	TK	PM	KT	SA	AH	JP	MB	RK	RS				
ACT B	Raminder Bhara					1/3			0/3				3/2	1/3	3/2							3/1		2/3				3	4	42.86%
	Bandhu Jayamaha					2/3			0/3				3/2	3/1	1/3							2/3	0/3					2	5	28.57%
	Larry Lim								0/3	0/3																		0	2	0.00%
NSW B	Robert Richardson											3/0	0/3	3/2								0/3	1/3				2	3	40.00%	
	David Clackson	3/1	3/2												0/3	1/3											2	2	50.00%	
	Matthew Crane														0/3		0/3							1/3	2/3	0	4	0.00%		
Pres	Antonio Kang		3/0	3/0												3/2	1/3					2/3	2/3	3/2	4	3	57.14%			
	Murray MacPherson	3/0																				3/1	3/2		4	0	100.00%			
	Peter Barnes														0/3	0/3	0/3										0	3	0.00%	
QLD	Bruce Gow	2/3	2/3		0/3																					0	3	0.00%		
	Rodney Hee	3/1	1/3		3/0									2/3	1/3											2	3	40.00%		
	Thain Chai Yong	2/3	3/1		2/3										0/3		0/3									1	4	20.00%		
QLD B	Peter Eastling											3/2									1/3	1/3				1	2	33.33%		
	Anthony Jeffress					3/0	3/0					3/0		3/1	3/0						3/0	3/0				7	0	100.00%		
	Darin May					3/1		2/3				3/0														2	1	66.67%		
VIC B	Jerrold Thomson						3/0	3/1				3/0		3/0							3/1	3/1				6	0	100.00%		
	Tony Kovacs														0/3		1/3							0/3	3/2	1	3	25.00%		
	Perry Munro														3/1	0/3								3/2	3/0	3	1	75.00%		
SA B	Kallum Trass														3/1		1/3						3/1	3/0	3	1	75.00%			
	Steve Aufderheide	1/3	3/2																						2/3	2/3	1	3	25.00%	
	Alan Herman						3/0	3/0																3/0		3/1	4	0	100.00%	
VIC B	Justin Praschifka	3/2		3/1																				0/3	1/3	2	2	50.00%		
	M Kaumain Beg							3/2	1/3												3/0		1/3	3/2	0/3		3	3	50.00%	
	Rod Kempton						3/1	3/2	2/3												2/3	0/3	3/2		3/0		4	3	57.14%	
VIC B	Robert Symes						3/2	2/3													2/3	0/3			1/3	3/1	2	4	33.33%	

Over 50 Men's Teams - Playoff Positions 5-6

TEAM	PLAYER	New Zealand			Victoria			Wins	Losses	
		MC	JL	HN	JG	HH	GR			
NZL	Michael Chang				2/3	0/3	2/3	0	3	0.00%
	Jack Li				3/2	1/3	3/0	2	1	66.67%
	Hoai Ngo				3/1	3/1	3/1	3	0	100.00%
VIC	John Griffiths	3/2	2/3	1/3				1	2	33.33%
	Harrison Huang	3/0	3/1	1/3				2	1	66.67%
	Greg Robbins	3/2	0/3	1/3				1	2	33.33%

Over 50 Men's Teams - Playoff Positions 11-13

TEAM	PLAYER	Aust Cap Territory "B"			Presidents			South Australia "B"			Wins	Losses	
		RB	BJ	RR	BG	RH	TY	SA	AH	JP			
ACT B	Raminder Bhara				3/2	1/3	3/2	3/1		2/3	3	2	60.00%
	Bandhu Jayamaha				3/2	3/1	1/3	2/3	0/3		2	3	40.00%
	Robert Richardson				3/0	0/3	3/2		0/3	1/3	2	3	40.00%
Pres	Bruce Gow	2/3	2/3	0/3							0	3	0.00%
	Rodney Hee	3/1	1/3	3/0							2	1	66.67%
	Thain Chai Yong	2/3	3/1	2/3							1	2	33.33%
SA B	Steve Aufderheide	1/3	3/2								1	1	50.00%
	Alan Herman					3/0	3/0				2	0	100.00%
	Justin Praschifka	3/2		3/1							2	0	100.00%

TEAMS ANALYSIS
Over 50 Men's Teams - Division A

	PLAYER	New Zealand "B"			Queensland				South Australia "B"			Victoria				Wins	Losses					
		JT	IT	KY	PE	AJ	DM	JT	SA	AH	JP	AD	JG	HH	GR							
NZL B	Jun Tang				0/3	2/3	3/0				3/1	3/2	3/0	3/1	3/1	3/2		7	2	77.78%		
	Ivan Tan				0/3	1/3	2/3				3/1	3/1	3/0	3/1	0/3	0/3		4	5	44.44%		
	Kevin Yang				3/0	3/0	3/0				3/0	3/2	3/0	1/3	3/0	3/0		8	1	88.89%		
QLD	Peter Easing										3/0	2/3		1/3	1/3	0/3		1	4	20.00%		
	Anthony Jeffress	3/0	3/0	0/3								3/0		3/0	3/2	3/1		6	1	85.71%		
	Darin May	3/2	3/1	0/3							3/0	2/3	3/2	1/3	0/3	1/3		4	5	44.44%		
	Jerrold Thomson	0/3	3/2	0/3							3/2	3/1	3/1					4	2	66.67%		
SA B	Steve Aufderheide	1/3	1/3	0/3	0/3		0/3	2/3							0/3	0/3		1/3	0	9	0.00%	
	Alan Herman	2/3	1/3	2/3	3/2			3/2	1/3							0/3	0/3		2/3	2	7	22.22%
	Justin Praschifka	0/3	0/3	0/3		0/3	2/3	1/3							0/3	0/3		0/3	0	9	0.00%	
VIC	Andrew De Zwart	1/3	1/3	3/1	3/1	0/3	3/1				3/0	3/0	3/0					6	3	66.67%		
	John Griffiths	1/3	3/0	0/3	3/1	2/3	3/0				3/0	3/0	3/0					6	3	66.67%		
	Harrison Huang	2/3	3/0	0/3	3/0	1/3	3/1											3	3	50.00%		
	Greg Robbins										3/1	3/2	3/0					3	0	100.00%		

Over 50 Men's Teams - Division B

	PLAYER	Aust Capital Territory			New South Wales "B"				South Australia				Victoria "B"				Wins	Losses			
		MB	GM	MM	DC	MC	AK	MM	PL	NN	CP	MZ	MB	RK	BL	RS					
ACT	Michael Bowrey				3/0	3/0		3/0	3/2		3/0	3/1	3/0	3/1	3/0		9	0	100.00%		
	Gregory Mowle				3/2	3/0		3/0	0/3		0/3	0/3	3/0	0/3	3/0		5	4	55.56%		
	Muhammad Mughal				3/0	3/0		3/0	0/3		3/1	0/3	3/1	3/1	3/0		7	2	77.78%		
NSW B	David Clackson	0/3	2/3	0/3					0/3	0/3							0	5	0.00%		
	Matthew Crane	0/3	0/3	0/3					0/3	0/3		1/3		2/3	1/3	2/3	0	9	0.00%		
	Antonio Kang									1/3	0/3	0/3		3/1	3/0	3/0	3	3	50.00%		
	Murray MacPherson	0/3	0/3	0/3							0/3			3/2	3/0	3/1	3	4	42.86%		
SA	Paul Langley	2/3	3/0	3/0	3/0	3/0							3/0		3/0		6	1	85.71%		
	Nghi Thanh Nguyen				3/0	3/0	3/1							3/0		3/2	0/3	5	1	83.33%	
	Chris Prince	0/3	3/0	1/3				3/0							3/1		3/1	3/1	5	2	71.43%
	Michael Zhang	1/3	3/0	3/0			3/1	3/0	3/0							3/0	6	1	85.71%		
VIC B	M Kaunain Beg	0/3	0/3	1/3					0/3	0/3	1/3					0	6	0.00%			
	Rod Kempton	1/3	3/0	1/3			3/2	1/3	2/3								2	4	33.33%		
	Ben Lowe	0/3	0/3	0/3			3/1	0/3	0/3	0/3	2/3	1/3					1	8	11.11%		
	Robert Symes						3/2	0/3	1/3			3/0	1/3	0/3		2	4	33.33%			

Over 50 Men's Teams - Division C

	PLAYER	Aust Cap Territory "B"				New South Wales				New Zealand			Presidents				Queensland "B"				Wins	Losses	
		RB	BJ	LL	RR	MA	AL	WL	HN	MC	JL	HN	PB	BG	RH	TY	TK	PM	KT	PY			
ACT B	Raminder Bhrara						1/3			2/3	2/3	0/3		3/1	3/2	1/3		0/3	0/3	3/2	3	7	30.00%
	Bandhu Jayamaha					0/3		1/3	0/3	0/3	0/3	0/3		2/3	2/3	1/3					0	9	0.00%
	Larry Lim					0/3			0/3	0/3	0/3	0/3						0/3	0/3	1/3	0	8	0.00%
	Robert Richardson					2/3		0/3	0/3					3/0	1/3	0/3		0/3	2/3	3/1	2	7	22.22%
NSW	Mohammad Azimi		3/0	3/0	3/2					3/0	3/0	0/3					3/0	3/0	3/1		8	1	88.89%
	Ayaz Laghari	3/1											3/1		3/2	3/2	3/0	3/1	3/1		7	0	100.00%
	Walter Ly		3/1		3/0					3/1	1/3	0/3	3/0		3/0	3/0					6	2	75.00%
	Herianto Najan		3/0	3/0	3/0					3/0	3/0	2/3	3/0		3/0	3/0	3/1	2/3			10	2	83.33%
NZL	Michael Chang	3/2	3/0	3/0		0/3		1/3	0/3					3/0	3/2	3/0	0/3		2/3	3/0	7	5	58.33%
	Jack Li	3/2	3/0	3/0		0/3		3/1	0/3					3/1	1/3	3/0	1/3		2/3	3/1	7	5	58.33%
	Hoa Ngo	3/0	3/0	3/0		3/0		3/0	3/2					3/0	3/0	3/0	3/1		3/1	3/1	12	0	100.00%
Pres	Peter Barnes						1/3	0/3	0/3												0	3	0.00%
	Bruce Gow	1/3	3/2		0/3					0/3	1/3	0/3						1/3	0/3	0/3	1	8	11.11%
	Rodney Hee	2/3	3/2		3/1		2/3	0/3	0/3	2/3	3/1	0/3						1/3	3/1	3/0	5	7	41.67%
	Thain Chai Yong	3/1	3/1		3/0		2/3	0/3	0/3	0/3	0/3	0/3						1/3	1/3	0/3	3	9	25.00%
QLD B	Tony Kovacs					0/3	0/3		0/3	3/0	3/1	1/3									2	4	33.33%
	Perry Munro	3/0		3/0	3/0	0/3	1/3		1/3					3/1	3/1	3/1					6	3	66.67%
	Kallum Trass	3/0		3/0	3/2	1/3	1/3		3/2	3/2	3/2	1/3		3/0	1/3	3/1					8	4	66.67%
	Peng Yu	2/3		3/1	1/3					0/3	1/3	1/3		3/0	0/3	3/0					3	6	33.33%

2023 National Veterans Championships

Over 50 Women's Teams

Aust Capital Territory

Janette Mills
Claire Phillips
Heather Tomlinson (C)

New South Wales "B"

Connie Chan
Allison Flood
Thi My Phung Ma Nguyen
Marie Pinkewich (C)

Presidents

Oksana Listkova (VIC) (C)
Denise Otten (TAS)
Takako Wild (WA)

South Australia

Lynette Buckby
Frances Norton
Sarah Sandley (C)

Victoria

Melisa Ball
Aviva Brindley (C)
Agatha Fernandez
Christina Xiong

New South Wales

Beverley Clackson (C)
Yoko Johnston
Joanna Ma
Ai Qin Zhang

New Zealand

Kris Alisch (C)
Catherine Fogarty
Yumin Lin
Tutty Tanfana

Queensland

Rosalie Brooks
Lorraine Fourro
Ann-Louise Stewart (C)

South Australia "B"

Jenny Francis
Claire Langley (C)
Laurette Norton
Melissa Nottle

2023 National Veterans Championships

Over 50 Women's Teams

Seed	Team	Final Position
2	New Zealand	1
3	Victoria	2
1	New South Wales	3
4	South Australia	4
5	Queensland	5
6	New South Wales "B"	6
7	Presidents	7
8	South Australia "B"	8
9	Aust Capital Territory	9

Last Updated: October 4, 2023 2:23 PM

2023 National Veterans Championships

Over 50 Women's Teams - Playoffs

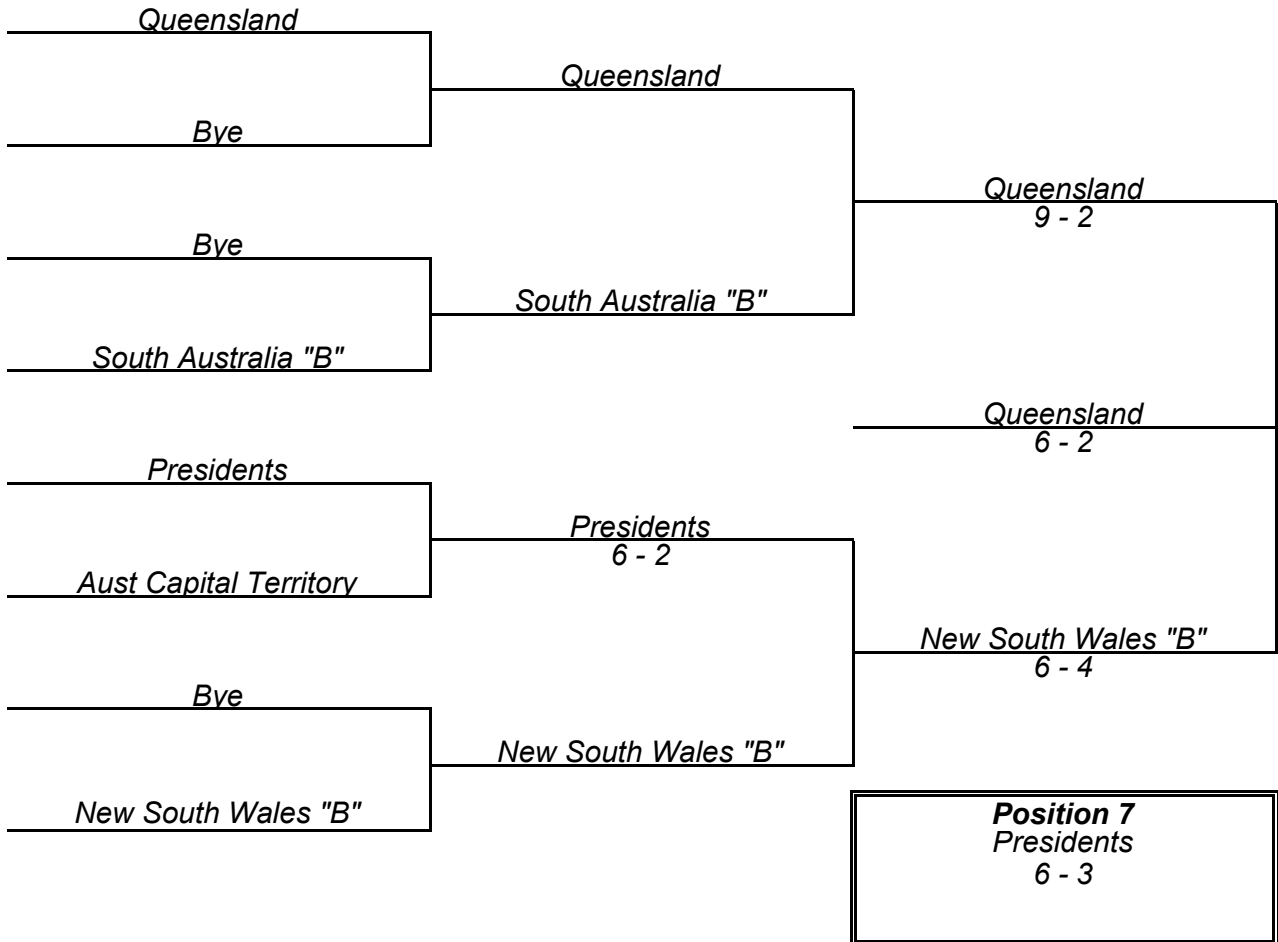
Playoff Positions 1-4

<i>New South Wales</i>	<i>New Zealand</i> 6 - 2
<i>New Zealand</i>	<i>New Zealand</i> 6 - 3
<i>South Australia</i>	<i>Victoria</i> 6 - 4
<i>Victoria</i>	Position 3 <i>New South Wales</i> 6 - 0

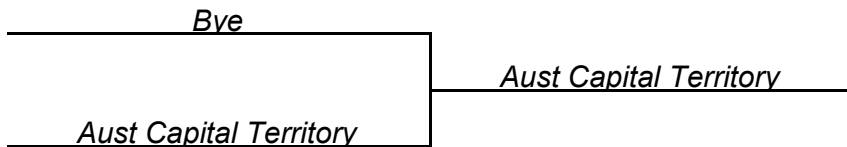
2023 National Veterans Championships

Over 50 Women's Teams - Playoffs

Playoff Positions 5-9



Playoff Positions 9-9



2023 National Veterans Championships

Over 50 Women's Teams - Division A

TEAM RESULTS

MATCH SCORES								
TEAMS		1	2	3	4	WINS	MP	PLACE
1	New South Wales		10/1	9/2	8/3	3/0	6	1
2	South Australia	1/10		8/3	8/3	2/1	5	2
3	Queensland	2/9	3/8		7/4	1/2	4	3
4	Presidents	3/8	3/8	4/7		0/3	3	4

PROGRESSIVE RESULTS				
TEAMS		R1	R2	R3
1	New South Wales	9/2	8/3	10/1
2	South Australia	8/3	8/3	1/10
3	Queensland	2/9	3/8	7/4
4	Presidents	3/8	3/8	4/7

Last Updated: October 2, 2023 1:58 PM

2023 National Veterans Championships

Over 50 Women's Teams - Division B

TEAM RESULTS

MATCH SCORES									
TEAMS		1	2	3	4	5	WINS	MP	PLACE
1	New Zealand		3/8	10/1	11/0	11/0	3/1	7	2
2	Victoria	8/3		8/3	9/2	10/1	4/0	8	1
3	New South Wales "B"	1/10	3/8		9/2	9/2	2/2	6	3
4	South Australia "B"	0/11	2/9	2/9		8/3	1/3	5	4
5	Aust Capital Territory	0/11	1/10	2/9	3/8		0/4	4	5

PROGRESSIVE RESULTS						
TEAMS		R1	R2	R3	R4	R5
1	New Zealand	11/0		10/1	11/0	3/8
2	Victoria	10/1	9/2		8/3	8/3
3	New South Wales "B"		9/2	1/10	3/8	9/2
4	South Australia "B"	0/11	2/9	8/3		2/9
5	Aust Capital Territory	1/10	2/9	3/8	0/11	

Last Updated: October 2, 2023 2:18 PM

TEAMS ANALYSIS

Over 50 Women's Teams

	PLAYER	Wins	Losses	
ACT	Janette Mills	2	12	14.29%
	Claire Phillips	5	9	35.71%
	Heather Tomlinson	1	13	7.14%
NSW	Beverley Clackson	9	4	69.23%
	Yoko Johnston	6	1	85.71%
	Joanna Ma	5	3	62.50%
	Ai Qin Zhang	9	1	90.00%
NSW B	Connie Chan	6	5	54.55%
	Allison Flood	8	6	57.14%
	Thi My Phung Ma Ngu	5	6	45.45%
	Marie Pinkewich	5	9	35.71%
NZL	Kris Alisch	12	1	92.31%
	Catherine Fogarty	9	6	60.00%
	Yumin Lin	6	2	75.00%
	Tutty Tanfana	11	2	84.62%
Pres	Oksana Listkova	17	0	100.00%
	Denise Otten	1	15	6.25%
	Takako Wild	3	12	20.00%
QLD	Rosalie Brooks	6	8	42.86%
	Lorraine Fourro	5	9	35.71%
	Ann-Louise Stewart	8	6	57.14%
SA	Lynette Buckby	4	10	28.57%
	Frances Norton	5	8	38.46%
	Sarah Sandley	9	4	69.23%
SA B	Jenny Francis	1	10	9.09%
	Claire Langley	3	11	21.43%
	Laurette Norton	1	11	8.33%
	Melissa Nottle	8	7	53.33%
VIC	Melisa Ball	14	4	77.78%
	Aviva Brindley	7	6	53.85%
	Agatha Fernandez	0	3	0.00%
	Christina Xiong	15	2	88.24%

TEAMS ANALYSIS
Over 50 Women's Teams - Playoff Positions 1-4

	PLAYER	New South Wales				New Zealand			South Australia			Victoria			Wins	Losses	
		B C	Y J	J M	A Z	K A	C F	T T	L B	F N	S S	M B	A B	C X			
NSW	Beverley Clackson					0/3		1/3	3/0	3/2					2	2	50.00%
	Yoko Johnston									3/2					1	0	100.00%
	Joanna Ma					2/3	1/3								0	2	0.00%
	Ai Qin Zhang						3/0	2/3	3/0		3/0				3	1	75.00%
NZL	Kris Alisch	3/0			3/2							3/0	3/2	2/3	4	1	80.00%
	Catherine Fogarty				3/1	0/3						1/3		0/3	1	3	25.00%
	Tutty Tanfana	3/1				3/2						3/2	3/2		4	0	100.00%
SA	Lynette Buckby	0/3				0/3						1/3	3/2	0/3	1	4	20.00%
	Frances Norton	2/3	2/3									2/3		0/3	0	4	0.00%
	Sarah Sandley					0/3						3/1	3/0	3/1	3	1	75.00%
VIC	Melisa Ball					0/3	3/1	2/3	3/1	3/2	1/3				3	3	50.00%
	Aviva Brindley					2/3		2/3	2/3		0/3				0	4	0.00%
	Christina Xiong					3/2	3/0		3/0	3/0	1/3				4	1	80.00%

Over 50 Women's Teams - Playoff Positions 5-9

	PLAYER	Aust Capital Territory			New South Wales "B"				Presidents			Queensland			South Australia "B"				Wins	Losses	
		J M	C P	H T	C C	A F	T N	M P	O L	D O	T W	R B	L F	A S	J F	C L	L N	M N			
ACT	Janette Mills									3/1	0/3								1	1	50.00%
	Claire Phillips								0/3	3/1									1	1	50.00%
	Heather Tomlinson								0/3		0/3								0	2	0.00%
NSW B	Connie Chan								0/3	3/0									1	1	50.00%
	Allison Flood								0/3	3/0	3/0	3/1	3/2					4	1	80.00%	
	Thi My Phung Ma Nguen											0/3		0/3				0	2	0.00%	
	Marie Pinkewich								0/3	3/0	3/2		2/3	1/3				2	3	40.00%	
Pres	Oksana Listkova		3/0	3/0	3/0	3/0		3/0							3/0		3/0	3/0	8	0	100.00%
	Denise Otten	1/3	1/3			0/3	0/3		0/3								3/2	2/3	1	6	14.29%
	Takako Wild	3/0		3/0		0/3		2/3							3/2		1/3	3	3	50.00%	
QLD	Rosalie Brooks					1/3	3/0									3/2	3/0	1/3	3	2	60.00%
	Lorraine Fourro					2/3		3/2								3/0	3/0	1/3	3	2	60.00%
	Ann-Louise Stewart						3/0	3/1								3/0	3/0	3/0	5	0	100.00%
SA B	Jenny Francis								0/3		2/3								0	2	0.00%
	Claire Langley											2/3	0/3	0/3				0	3	0.00%	
	Laurette Norton								0/3	2/3		0/3	0/3	0/3				0	5	0.00%	
	Melissa Nottle								0/3	3/2	3/1	3/1	3/1	0/3				4	2	66.67%	

TEAMS ANALYSIS

Over 50 Women's Teams - Division A

	PLAYER	New South Wales				Presidents			Queensland			South Australia			Wins	Losses	
		BC	YJ	JM	AZ	OL	DO	TW	RB	LF	AS	LB	FN	SS			
NSW	Beverley Clackson					0/3	3/0	3/1	3/0	3/1	3/0	3/1	3/1	1/3	7	2	77.78%
	Yoko Johnston					2/3	3/0	3/1	3/1	3/0	3/1				5	1	83.33%
	Joanna Ma					1/3	3/1	3/0				3/0	3/1	3/2	5	1	83.33%
	Ai Qin Zhang								3/1	3/0	3/0	3/0	3/0	3/0	6	0	100.00%
Pres	Oksana Listkova	3/0	3/2	3/1					3/0	3/0	3/2	3/0	3/0	3/0	9	0	100.00%
	Denise Otten	0/3	0/3	1/3					0/3	1/3	2/3	2/3	1/3	0/3	0	9	0.00%
	Takako Wild	1/3	1/3	0/3					0/3	0/3	1/3	2/3	0/3	0/3	0	9	0.00%
QLD	Rosalie Brooks	0/3	1/3		1/3	0/3	3/0	3/0				3/1	1/3	0/3	3	6	33.33%
	Lorraine Fourro	1/3	0/3		0/3	0/3	3/1	3/0				1/3	0/3	0/3	2	7	22.22%
	Ann-Louise Stewart	0/3	1/3		0/3	2/3	3/2	3/1				3/1	2/3	2/3	3	6	33.33%
SA	Lynette Buckby	1/3		0/3	0/3	0/3	3/2	3/2	1/3	3/1	1/3				3	6	33.33%
	Frances Norton	1/3		1/3	0/3	0/3	3/1	3/0	3/1	3/0	3/2				5	4	55.56%
	Sarah Sandley	3/1		2/3	0/3	0/3	3/0	3/0	3/0	3/0	3/2				6	3	66.67%

Over 50 Women's Teams - Division B

	PLAYER	Aust Capital Territory			New South Wales "B"				New Zealand				South Australia "B"				Victoria				Wins	Losses						
		JM	CP	HT	CC	AF	TN	MP	KA	CF	YL	TT	JF	CL	LN	MN	MB	AB	AF	CX								
ACT	Janette Mills				0/3		0/3	0/3	0/3	0/3	0/3				2/3	1/3	3/2				0/3	0/3		0/3	1	11	8.33%	
	Claire Phillips				3/2		3/2	0/3	0/3	1/3	2/3					3/1	3/1	1/3				0/3	2/3		1/3	4	8	33.33%
	Heather Tomlinson				1/3		0/3	0/3	0/3	0/3	0/3					1/3	2/3	2/3				0/3	3/2		0/3	1	11	8.33%
NSW B	Connie Chan	3/0	2/3	3/1					1/3		3/0	0/3	3/2	1/3			3/2								5	4	55.56%	
	Allison Flood								0/3	2/3		1/3	3/1	3/2			3/0	1/3			3/0	0/3			4	5	44.44%	
	Thi My Phung Ma Nguyen	3/0	2/3	3/0										3/1	3/0	3/1	0/3	1/3		0/3			5	4	55.56%			
	Marie Pinkewich	3/0	3/0	3/0					0/3	0/3		0/3					2/3	2/3		0/3			3	6	33.33%			
NZL	Kris Alisch	3/0	3/0	3/0	3/1	3/0		3/0												3/2			3/2	8	0	100.00%		
	Catherine Fogarty	3/0	3/1	3/0		3/2		3/0									3/0	3/0	3/0		2/3	0/3		2/3	8	3	72.73%	
	Yumin Lin	3/0	3/2	3/0	0/3												3/0		3/0	3/2					6	2	75.00%	
	Tutty Tanfana				3/0	3/1		3/0					3/0	3/0	3/0		3/0		3/0	2/3			3/0	2/3	7	2	77.78%	
SA B	Jenny Francis	3/2			2/3	1/3				0/3	0/3	0/3									0/3	0/3		0/3	1	8	11.11%	
	Claire Langley	3/1	1/3	3/1	3/1	2/3	1/3			0/3		0/3									0/3	2/3		0/3	3	8	27.27%	
	Laurette Norton	2/3	1/3	3/2			0/3			0/3	0/3	0/3													1	6	14.29%	
	Melissa Nottle		3/1	3/2	2/3	0/3	1/3				2/3										3/1		3/1	1/3	4	5	44.44%	
VIC	Melisa Ball	3/0	3/0	3/0		3/1	3/0	3/2		3/2	3/1	3/2	3/0	3/0			1/3								11	1	91.67%	
	Aviva Brindley	3/0	3/2	2/3			3/1	3/2	2/3	3/0			3/0	3/2										7	2	77.78%		
	Agatha Fernandez					0/3																	1/3	0	3	0.00%		
	Christina Xiong	3/0	3/1	3/0		3/0	3/0	3/0	2/3	3/2		3/2	3/0	3/0			3/1							11	1	91.67%		

2023 National Veterans Championships

Over 60 Men's Teams

Aust Capital Territory

Mark Groves (C)
David Swanton
Minh To
Ping An Yang

New South Wales "B"

Brett Evans (C)
Greg Evans
Waver Liu
Clement Siu

Queensland

David Bernard
John Fourro
Paul Leslie Green
Max Wellington (C)

South Australia

David Malyschko
Kevin Malyschko (C)
Trevor Walker

Victoria

Andrew Bricknell
Wayne Greaves
Jack Keshishian
John Pattison (C)

New South Wales

Bruce Judge (C)
Peter Krigovsky
Michael Pilotos
Hien Tran

New Zealand

Stuart Armstrong
Steve Brailsford
Gregg Davey (C)

Queensland "B"

Marshall Muller
Warren Owen (C)
Barry Shimmin-Clarke

Tasmania

Michael Colbourn
Kelvin Michael
Ian Weller (C)

Victoria "B"

Graeme Edwards
Zoltan Gyuricza (C)
Mark Hall
Phillip Websdale

2023 National Veterans Championships

Over 60 Men's Teams

Seed	Team	Final Position
1	New South Wales	1
4	Queensland	2
2	South Australia	3
3	New Zealand	4
5	Victoria	5
7	Tasmania	6
6	New South Wales "B"	7
9	Aust Capital Territory	8
8	Victoria "B"	9
10	Queensland "B"	10

Last Updated: October 4, 2023 2:20 PM

2023 National Veterans Championships

Over 60 Men's Teams - Playoffs

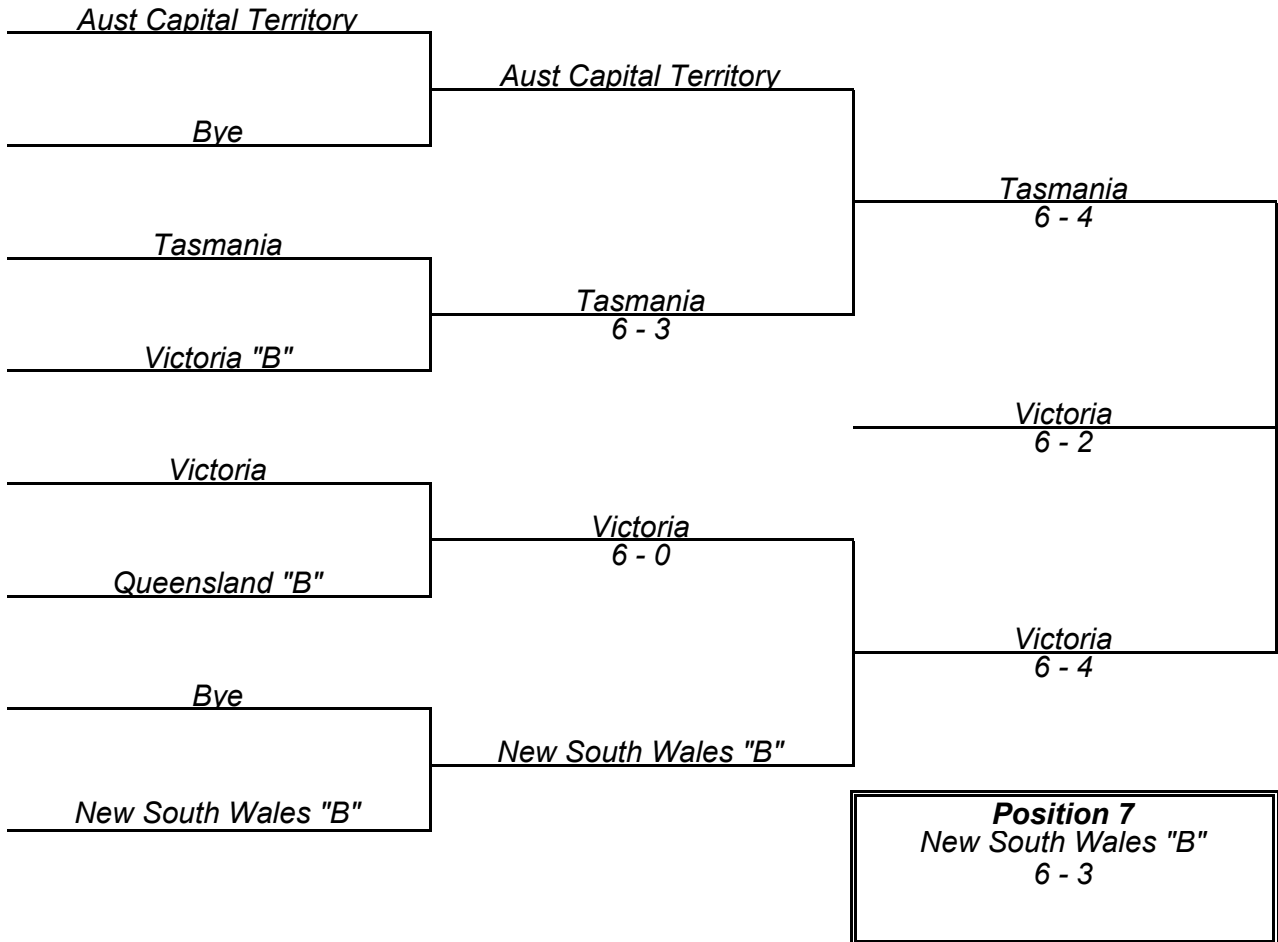
Playoff Positions 1-4

<i>New South Wales</i>	<i>New South Wales</i> 6 - 3
<i>New Zealand</i>	<i>New South Wales</i> 6 - 0
<i>Queensland</i>	<i>Queensland</i> 6 - 4
<i>South Australia</i>	Position 3 <i>South Australia</i> 6 - 3

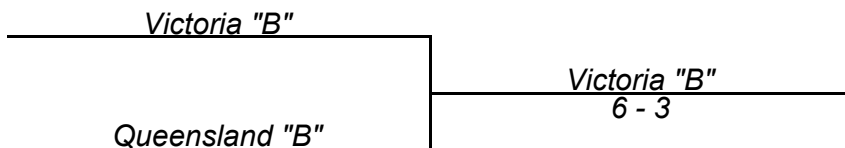
2023 National Veterans Championships

Over 60 Men's Teams - Playoffs

Playoff Positions 5-10



Playoff Positions 9-10



2023 National Veterans Championships

Over 60 Men's Teams - Division A

TEAM RESULTS

MATCH SCORES									
TEAMS		1	2	3	4	5	WINS	MP	PLACE
1	New South Wales		9/2	10/1	11/0	11/0	4/0	8	1
2	Queensland	2/9		7/4	8/3	8/3	3/1	7	2
3	Victoria	1/10	4/7		7/4	5/6	1/3	5	4
4	Tasmania	0/11	3/8	4/7		5/6	0/4	4	5
5	Aust Capital Territory	0/11	3/8	6/5	6/5		2/2	6	3

PROGRESSIVE RESULTS						
TEAMS		R1	R2	R3	R4	R5
1	New South Wales	11/0		10/1	11/0	9/2
2	Queensland	8/3	8/3		7/4	2/9
3	Victoria		5/6	1/10	4/7	7/4
4	Tasmania	0/11	3/8	5/6		4/7
5	Aust Capital Territory	3/8	6/5	6/5	0/11	

Last Updated: October 2, 2023 1:21 PM

2023 National Veterans Championships

Over 60 Men's Teams - Division B

TEAM RESULTS

MATCH SCORES									
TEAMS		1	2	3	4	5	WINS	MP	PLACE
1	South Australia		7/4	9/2	10/1	10/1	4/0	8	1
2	New Zealand	4/7		8/3	9/2	9/2	3/1	7	2
3	New South Wales "B"	2/9	3/8		8/3	11/0	2/2	6	3
4	Victoria "B"	1/10	2/9	3/8		9/2	1/3	5	4
5	Queensland "B"	1/10	2/9	0/11	2/9		0/4	4	5

PROGRESSIVE RESULTS						
TEAMS		R1	R2	R3	R4	R5
1	South Australia	10/1		9/2	10/1	7/4
2	New Zealand	9/2	9/2		8/3	4/7
3	New South Wales "B"		11/0	2/9	3/8	8/3
4	Victoria "B"	1/10	2/9	9/2		3/8
5	Queensland "B"	2/9	0/11	2/9	1/10	

Last Updated: October 2, 2023 2:07 PM

TEAMS ANALYSIS Over 60 Men's Teams

	PLAYER	Wins	Losses	
ACT	Mark Groves	10	7	58.82%
	David Swanton	1	5	16.67%
	Minh To	0	14	0.00%
	Ping An Yang	7	7	50.00%
NSW	Bruce Judge	12	1	92.31%
	Peter Krigovsky	10	2	83.33%
	Michael Pilottos	9	1	90.00%
	Hien Tran	13	0	100.00%
NSW B	Brett Evans	12	3	80.00%
	Greg Evans	6	10	37.50%
	Waver Liu	3	0	100.00%
	Clement Siu	6	11	35.29%
NZL	Stuart Armstrong	14	2	87.50%
	Steve Brailsford	7	10	41.18%
	Gregg Davey	5	12	29.41%
QLD	David Bernard	2	6	25.00%
	John Fourro	4	10	28.57%
	Paul Leslie Green	6	5	54.55%
	Max Wellington	13	3	81.25%
QLD B	Marshall Muller	0	15	0.00%
	Warren Owen	3	13	18.75%
	Barry Shimmin-Clarke	3	14	17.65%
SA	David Malyschko	8	8	50.00%
	Kevin Malyschko	16	2	88.89%
	Trevor Walker	14	3	82.35%
TAS	Michael Colbourn	8	12	40.00%
	Kelvin Michael	2	16	11.11%
	Ian Weller	10	9	52.63%
VIC	Andrew Bricknell	10	7	58.82%
	Wayne Greaves	2	3	40.00%
	Jack Keshishian	7	10	41.18%
	John Pattison	11	5	68.75%
VIC B	Graeme Edwards	6	5	54.55%
	Zoltan Gyuricza	5	9	35.71%
	Mark Hall	7	7	50.00%
	Phillip Websdale	3	8	27.27%

TEAMS ANALYSIS
Over 60 Men's Teams - Playoff Positions 1-4

	PLAYER	New South Wales			New Zealand			Queensland			South Australia			Wins	Losses		
		B J	P K	H T	S A	S B	G D	J F	P G	M W	D M	K M	T W				
NSW	Bruce Judge					3/0	3/0	3/1	3/1					4	0	100.00%	
	Peter Krigovsky				1/3		3/0	3/1		3/0				3	1	75.00%	
	Hien Tran				3/1	3/0	3/0			3/0				4	0	100.00%	
NZL	Stuart Armstrong		3/1	1/3								3/0	2/3	2	2	50.00%	
	Steve Brailsford	0/3		0/3							3/1	0/3	2/3	1	4	20.00%	
	Gregg Davey	0/3	0/3	0/3								1/3	1/3	0	5	0.00%	
QLD	John Fourro	1/3	1/3									1/3	3/2	1	3	25.00%	
	Paul Leslie Green	1/3										3/2	1/3	1/3	1	3	25.00%
	Max Wellington			0/3	0/3							3/0	3/2	3/1	3	2	60.00%
SA	David Malyschko				0/3	1/3			2/3	0/3				0	4	0.00%	
	Kevin Malyschko				3/2	3/0	3/1	3/1	3/1	2/3				5	1	83.33%	
	Trevor Walker				3/2	3/1		2/3	3/1	1/3				3	2	60.00%	

Over 60 Men's Teams - Playoff Positions 5-10

	PLAYER	Aust Capital Territory			New South Wales "B"			Queensland "B"			Tasmania			Victoria			Victoria "B"				Wins	Losses	
		M G	M T	P Y	B E	G E	C S	M M	W O	B S	M C	K M	I W	A B	J K	J P	G E	Z G	M H	P W			
ACT	Mark Groves				0/3		3/1				1/3	3/0	3/2								3	2	60.00%
	Minh To				1/3	0/3					0/3	0/3	0/3								0	5	0.00%
	Ping An Yang				0/3	2/3	3/1				3/2		3/0								3	2	60.00%
NSW B	Brett Evans	3/0	3/1	3/0										3/2	3/1	3/1				6	0	100.00%	
	Greg Evans		3/0	3/2										1/3		1/3				2	2	50.00%	
	Clement Siu	1/3		1/3										2/3	0/3	1/3				0	5	0.00%	
QLD B	Marshall Muller															0/3		1/3	1/3	0	3	0.00%	
	Warren Owen													0/3		1/3	1/3			1	3	25.00%	
	Barry Shimmin-Clarke													2/3	0/3		3/0	0/3	1/3	1	4	20.00%	
TAS	Michael Colbourn	3/1	3/0	2/3										0/3	2/3		3/1	3/1	3/0	5	3	62.50%	
	Kelvin Michael	0/3	3/0											0/3		0/3	2/3		1/3	1	5	16.67%	
	Ian Weller	2/3	3/0	0/3											3/0	1/3			3/0	3/1	4	3	57.14%
VIC	Andrew Bricknell				2/3	3/1	3/2		3/0	3/2	3/0	3/0								6	1	85.71%	
	Jack Keshishian				1/3		3/0			3/0	3/2		0/3							3	2	60.00%	
	John Pattison				1/3	3/1	3/1	3/0	3/1			3/0	3/1							6	1	85.71%	
VIC B	Graeme Edwards								3/1	0/3										1	1	50.00%	
	Zoltan Gyuricza							3/1	1/3	3/0	1/3	3/2								3	2	60.00%	
	Mark Hall							3/1		3/1	1/3		0/3							2	2	50.00%	
	Phillip Websdale										0/3	3/1	1/3							1	2	33.33%	

Over 60 Men's Teams - Playoff Positions 9-10

	PLAYER	Queensland "B"			Victoria "B"			Wins	Losses	
		M M	W O	B S	G E	Z G	M H			
QLD B	Marshall Muller					1/3	1/3	0	2	0.00%
	Warren Owen				1/3	3/1		1	1	50.00%
	Barry Shimmin-Clarke				3/0	0/3	1/3	1	2	33.33%
VIC B	Graeme Edwards		3/1	0/3				1	1	50.00%
	Zoltan Gyuricza	3/1	1/3	3/0				2	1	66.67%
	Mark Hall	3/1		3/1				2	0	100.00%

TEAMS ANALYSIS
Over 60 Men's Teams - Division A

	PLAYER	Aust Capital Territory				New South Wales				Queensland				Tasmania			Victoria				Wins	Losses	
		MG	DS	MT	PY	BJ	PK	MP	HT	DB	JF	PG	MW	MC	KM	IW	AB	WG	JK	JP			
ACT	Mark Groves					0/3		0/3	0/3	3/0		0/3	1/3	3/0	3/0	3/2	3/0	3/2	3/1		7	5	58.33%
	David Swanton													0/3	0/3	1/3	2/3	3/2	1/3		1	5	16.67%
	Minh To					0/3		0/3	0/3	0/3		0/3	0/3				0/3	0/3	0/3		0	9	0.00%
	Ping An Yang					0/3		0/3	0/3	3/0	3/2		0/3	3/2	3/2	0/3					4	5	44.44%
NSW	Bruce Judge	3/0		3/0	3/0						3/1	3/2	2/3	3/1	3/0	3/0					8	1	88.89%
	Peter Krigovsky										3/0		2/3	3/2	3/0	3/0	3/0		3/1	3/0	7	1	87.50%
	Michael Pilottos	3/0		3/0	3/0					3/0				3/1	3/0	3/1	3/0		3/0	2/3	9	1	90.00%
	Hien Tran	3/0		3/0	3/0						3/0	3/0	3/0				3/0		3/0	3/0	9	0	100.00%
QLD	David Bernard	0/3		3/0	0/3			0/3						0/3	3/0	1/3	0/3				2	6	25.00%
	John Fourro				2/3	1/3	0/3		0/3					3/0	3/0	1/3		0/3	3/0	1/3	3	7	30.00%
	Paul Leslie Green	3/0		3/0		2/3			0/3									3/1	3/0	3/2	5	2	71.43%
	Max Wellington	3/1		3/0	3/0	3/2	3/2		0/3					3/0	3/0	3/2			3/1	3/1	10	1	90.91%
TAS	Michael Colbourn	0/3	3/0		2/3	1/3	2/3	1/3		3/0	0/3		0/3				3/2		1/3	2/3	3	9	25.00%
	Kelvin Michael	0/3	3/0		2/3	0/3	0/3	0/3		0/3	0/3		0/3				1/3		0/3	0/3	1	11	8.33%
	Ian Weller	2/3	3/1		3/0	0/3	0/3	1/3		3/1	3/1		2/3				3/1		3/0	0/3	6	6	50.00%
VIC	Andrew Bricknell	0/3	3/2	3/0			0/3	0/3	0/3	3/0				2/3	3/1	1/3					4	6	40.00%
	Wayne Greaves	2/3	2/3	3/0							3/0	1/3									2	3	40.00%
	Jack Keshishian	1/3	3/1	3/0			1/3	0/3	0/3		0/3	0/3	1/3	3/1	3/0	0/3					4	8	33.33%
	John Pattison						0/3	3/2	0/3		3/1	2/3	1/3	3/2	3/0	3/0					5	4	55.56%

Over 60 Men's Teams - Division B

	PLAYER	New South Wales "B"				New Zealand			Queensland "B"			South Australia			Victoria "B"				Wins	Losses	
		BE	GE	WL	CS	SA	SB	GD	MM	WO	BS	DM	KM	TW	GE	ZG	MH	PW			
NSW B	Brett Evans					0/3	3/0	3/1				3/1	0/3	0/3	3/1	3/0	3/1		6	3	66.67%
	Greg Evans					1/3	2/3	1/3	3/0	3/2	3/2	1/3	0/3	0/3	2/3	1/3		3/1	4	8	33.33%
	Waver Liu								3/0	3/0	3/0								3	0	100.00%
	Clement Siu					0/3	1/3	3/1	3/0	3/1	3/0	1/3	0/3	1/3	2/3	3/1		3/1	6	6	50.00%
NZL	Stuart Armstrong	3/0	3/1		3/0				3/0	3/0	3/0	3/0	3/0	3/1	3/0	3/1	3/0		12	0	100.00%
	Steve Brailsford	0/3	3/2		3/1				3/0	1/3	3/0	1/3	0/3	0/3	3/0	2/3	3/1		6	6	50.00%
	Gregg Davey	1/3	3/1		1/3				3/0	1/3	3/2	1/3	0/3	0/3	3/0	3/0	1/3		5	7	41.67%
QLD B	Marshall Muller		0/3	0/3	0/3	0/3	0/3	0/3				0/3	0/3	0/3	0/3		2/3	0/3	0	12	0.00%
	Warren Owen		2/3	0/3	1/3	0/3	3/1	3/1				0/3	0/3	1/3	0/3		2/3	2/3	2	10	16.67%
	Barry Shimmin-Clarke		2/3	0/3	0/3	0/3	0/3	2/3				3/2	0/3	0/3	0/3		1/3	3/2	2	10	16.67%
SA	David Malyschko	1/3	3/1		3/1	0/3	3/1	3/1	3/0	3/0	2/3					3/1	2/3	3/0	8	4	66.67%
	Kevin Malyschko	3/0	3/0		3/0	0/3	3/0	3/0	3/0	3/0	3/0					3/0	3/1	3/0	11	1	91.67%
	Trevor Walker	3/0	3/0		3/1	1/3	3/0	3/0	3/0	3/1	3/0					3/0	3/0	3/0	11	1	91.67%
VIC B	Graeme Edwards	1/3	3/2		3/2	0/3	0/3	0/3	3/0	3/0	3/0								5	4	55.56%
	Zoltan Gyuricza	0/3	3/1		1/3	1/3	3/2	0/3				1/3	0/3	0/3					2	7	22.22%
	Mark Hall	1/3				0/3	1/3	3/1	3/2	3/2	3/1	3/2	1/3	0/3					5	5	50.00%
	Phillip Websdale		1/3		1/3				3/0	3/2	2/3	0/3	0/3	0/3					2	6	25.00%

2023 National Veterans Championships

Over 60 Women's Teams

Aust Capital Territory

Ann Agius (C)
Shuying Sun
Yue Xiao

Presidents

Mary Dombrose (WA) (C)
Lesley Gardner (NZL)
Lorraine Granger-Brown (QLD)

Queensland "B"

Donna Abbott
Karen Bernard-Mills
Janice Kent (C)
Jutta Marquardt

New South Wales

Kerrie Daynes
Liming Karen Fan
Ann Joy (C)
Ada Ly

Queensland

Andrea McDonnell (C)
Clare Owen
Jan Yu
Helen Zhang

Victoria

Vicki Carruthers
Marina Lum
Arlene Wagner
Debbie Wilson (C)

Last Updated: September 16, 2023 8:32 AM

2023 National Veterans Championships

Over 60 Women's Teams

TEAM RESULTS

MATCH SCORES										
TEAMS		1	2	3	4	5	6	WINS	MP	PLACE
1	Victoria		1/10	8/3	10/1	10/1	8/3	4/1	9	2
2	Queensland	10/1		10/1	9/2	9/2	10/1	5/0	10	1
3	New South Wales	3/8	1/10		5/6	7/4	6/5	2/3	7	4
4	Presidents	1/10	2/9	6/5		8/3	7/4	3/2	8	3
5	Queensland "B"	1/10	2/9	4/7	3/8		4/7	0/5	5	6
6	Aust Capital Territory	3/8	1/10	5/6	4/7	7/4		1/4	6	5

PROGRESSIVE RESULTS						
TEAMS		R1	R2	R3	R4	R5
1	Victoria	10/1	8/3	8/3	10/1	1/10
2	Queensland	9/2	9/2	10/1	10/1	10/1
3	New South Wales	6/5	7/4	3/8	1/10	5/6
4	Presidents	1/10	2/9	8/3	7/4	6/5
5	Queensland "B"	2/9	4/7	3/8	1/10	4/7
6	Aust Capital Territory	5/6	3/8	1/10	4/7	7/4

Last Updated: October 4, 2023 12:59 PM

TEAMS ANALYSIS Over 60 Women's Teams

	PLAYER	Aust Capital Territory			New South Wales				Presidents			Queensland				Queensland "B"				Victoria				Wins	Losses	
		AA	SS	YX	KD	LF	AJ	AL	MD	LG	LG	AM	CO	JY	HZ	DA	KB	JK	JM	VC	ML	AW	DW			
ACT	Ann Agius				0/3	0/3		1/3	0/3	0/3	0/3	0/3	0/3	0/3		3/2	0/3		0/3	0/3		0/3	0/3	1	14	6.67%
	Shuying Sun				3/0	1/3		3/1	2/3	2/3	3/0	0/3	1/3	1/3		3/0	3/2		3/0	1/3		3/0	0/3	7	8	46.67%
	Yue Xiao				3/0	3/1		2/3	3/1	3/1	3/0	1/3	2/3	3/1		3/0	3/0		0/3	3/2		3/0	0/3	10	5	66.67%
NSW	Kerrie Daynes	3/0	0/3	0/3										0/3										1	3	25.00%
	Liming Karen Fan	3/0	3/1	1/3					3/2	3/1	3/0	1/3	0/3	2/3			3/0	2/3	3/0	1/3	3/0	3/1		9	6	60.00%
	Ann Joy								2/3	0/3	3/0	0/3	0/3				3/0	0/3	0/3	1/3		0/3	0/3	2	9	18.18%
	Ada Ly	3/1	1/3	3/2					1/3	0/3	3/0		0/3	1/3	2/3		3/0	3/2	1/3	1/3		2/3	0/3	5	10	33.33%
Pres	Mary Dombrose	3/0	3/2	1/3		2/3	3/2	3/1				0/3		3/0	2/3	3/0		3/0	3/1	0/3		2/3	1/3	8	7	53.33%
	Lesley Gardner	3/0	3/2	1/3		1/3	3/0	3/0				0/3	1/3		3/1	3/1		3/0	3/1	0/3		3/1	1/3	9	6	60.00%
	Lorraine Granger-Brown	3/0	0/3	0/3		0/3	0/3	0/3				0/3	0/3		0/3	0/3		0/3	0/3	0/3		0/3	0/3	1	14	6.67%
QLD	Andrea McDonnell	3/0	3/0	3/1		3/1	3/0		3/0	3/0	3/0									3/1		3/0		10	0	100.00%
	Clare Owen	3/0	3/1	3/2		3/0	3/0	3/0		3/1	3/0						3/0	3/0	3/1	3/0		3/0	3/1	14	0	100.00%
	Jan Yu	3/0	3/1	1/3	3/0	3/2		3/1	0/3								3/0	3/0	3/1	0/3		3/0	3/2	10	3	76.92%
	Helen Zhang							3/2	3/2	1/3	3/0						3/0	0/3	1/3		3/1			5	3	62.50%
QLD B	Donna Abbott	2/3	0/3	0/3					0/3	1/3	3/0									1/3		0/3	0/3	1	8	11.11%
	Karen Bernard-Mills	3/0	2/3	0/3		0/3	0/3	0/3					0/3	0/3	0/3									1	8	11.11%
	Janice Kent					3/2	3/0	2/3	0/3	0/3	3/0		0/3	0/3	3/0					0/3	3/2		0/3	5	7	41.67%
	Jutta Marquardt	3/0	0/3	3/0		0/3	3/0	3/1	1/3	1/3	3/0		1/3	1/3	3/1					1/3		1/3	0/3	6	9	40.00%
VIC	Vicki Carruthers	3/0	3/1	2/3		3/1	3/1	3/1	3/0	3/0	3/0	1/3	0/3	3/0		3/1		3/0	3/1					12	3	80.00%
	Marina Lum					0/3									1/3			2/3						0	3	0.00%
	Arlene Wagner	3/0	0/3	0/3		1/3	3/0	3/2	3/2	1/3	3/0	0/3	0/3	0/3		3/0			3/1					7	7	50.00%
	Debbie Wilson	3/0	3/0	3/0			3/0	3/0	3/1	3/1	3/0		1/3	2/3		3/0		3/0	3/0					11	2	84.62%

2023 National Veterans Championships

Over 65 Men's Teams

Aust Cap Territory "B"

Bryan Harper
John Parker
David Randles (C)
Milojko Tanaskovic

New South Wales

Wayne Heginbotham (C)
Anthony Kwok
Jing Jim Peng
Bill Robson

New Zealand

Kevin Fogarty (C)
Yuliang Jiang
Kheng Yee Lai
Doug Pattinson

Queensland

Paul Cheung
Geoffrey Lamberton
Terry Morato (C)

South Australia

Duncan Kennington
Heng Liang
Kok Chong Tan (C)

Victoria "B"

Robert Bozelle
Phillip Carruthers
Michael Donlon
Felix Kung (C)

Aust Capital Territory

Joe Asgari
Henrik Nielsen (C)
Kim Soon Tan
Wen Ung

New South Wales "B"

Stephen Bruton
Richard Genet
Michael Turner
Chee Yow (C)

Presidents

Barry Ellis (NZL) (C)
Douglas Flood (NSW)
Alan Moore (NZL)

Queensland "B"

Peter Clarke
Rabi Misra
Paul Uttley (C)

Victoria

Brian Berry (C)
Jeff Dever
Mikhail Geller
Herman Pekel

Western Australia

Neil Boulos
Craig Campbell (C)
Phil Ranger
Kee Sing Ian Tan-Kang

2023 National Veterans Championships

Over 65 Men's Teams

Seed	Team	Final Position
2	New South Wales	1
4	Western Australia	2
1	New Zealand	3
3	Victoria	4
5	Aust Capital Territory	5
6	Queensland	6
8	New South Wales "B"	7
7	Victoria "B"	8
10	Queensland "B"	9
11	Aust Cap Territory "B"	10
9	South Australia	11
12	Presidents	12

Last Updated: October 4, 2023 2:20 PM

2023 National Veterans Championships

Over 65 Men's Teams - Playoffs

Playoff Positions 1-4

<i>New Zealand</i>	
<i>Western Australia</i>	<i>Western Australia</i> 6 - 3
<i>Victoria</i>	<i>New South Wales</i> 6 - 2
<i>New South Wales</i>	<i>New South Wales</i> 6 - 3
	Position 3 <i>New Zealand</i> 6 - 5

Playoff Positions 5-8

<i>Aust Capital Territory</i>	
<i>New South Wales "B"</i>	<i>Aust Capital Territory</i> 6 - 0
<i>Victoria "B"</i>	<i>Aust Capital Territory</i> 6 - 3
<i>Queensland</i>	<i>Queensland</i> 6 - 2
	Position 7 <i>New South Wales "B"</i> 6 - 4

Playoff Positions 9-12

<i>Aust Cap Territory "B"</i>	
<i>Presidents</i>	<i>Aust Cap Territory "B"</i> 7 - 1
<i>South Australia</i>	<i>Queensland "B"</i> 6 - 0
<i>Queensland "B"</i>	<i>Queensland "B"</i> 6 - 1
	Position 11 <i>South Australia</i> 6 - 1

2023 National Veterans Championships

Over 65 Men's Teams - Division A

TEAM RESULTS

MATCH SCORES										
TEAMS		1	2	3	4	5	6	WINS	MP	PLACE
1	New Zealand		6/5	9/2	11/0	11/0	11/0	5/0	10	1
2	Victoria	5/6		9/2	11/0	9/2	10/1	4/1	9	2
3	Queensland	2/9	2/9		11/0	4/7	9/2	2/3	7	3
4	New South Wales "B"	0/11	0/11	0/11		6/5	6/5	2/3	7	4
5	South Australia	0/11	2/9	7/4	5/6		5/6	1/4	6	6
6	Aust Cap Territory "B"	0/11	1/10	2/9	5/6	6/5		1/4	6	5

PROGRESSIVE RESULTS						
TEAMS		R1	R2	R3	R4	R5
1	New Zealand	11/0	11/0	9/2	11/0	6/5
2	Victoria	9/2	11/0	10/1	9/2	5/6
3	Queensland	9/2	4/7	2/9	2/9	11/0
4	New South Wales "B"	0/11	0/11	6/5	6/5	0/11
5	South Australia	2/9	7/4	5/6	0/11	5/6
6	Aust Cap Territory "B"	2/9	0/11	1/10	5/6	6/5

Last Updated: October 2, 2023 5:41 PM

2023 National Veterans Championships

Over 65 Men's Teams - Division B

TEAM RESULTS

MATCH SCORES										
TEAMS		1	2	3	4	5	6	WINS	MP	PLACE
1	New South Wales		7/4	10/1	11/0	11/0	11/0	5/0	10	1
2	Western Australia	4/7		7/4	8/3	11/0	11/0	4/1	9	2
3	Aust Capital Territory	1/10	4/7		6/5	10/1	9/2	3/2	8	3
4	Victoria "B"	0/11	3/8	5/6		7/4	8/3	2/3	7	4
5	Queensland "B"	0/11	0/11	1/10	4/7		8/3	1/4	6	5
6	Presidents	0/11	0/11	2/9	3/8	3/8		0/5	5	6

PROGRESSIVE RESULTS						
TEAMS		R1	R2	R3	R4	R5
1	New South Wales	11/0	11/0	10/1	11/0	7/4
2	Western Australia	11/0	8/3	11/0	7/4	4/7
3	Aust Capital Territory	9/2	10/1	1/10	4/7	6/5
4	Victoria "B"	0/11	3/8	7/4	8/3	5/6
5	Queensland "B"	0/11	1/10	4/7	0/11	8/3
6	Presidents	2/9	0/11	0/11	3/8	3/8

Last Updated: October 2, 2023 5:45 PM

TEAMS ANALYSIS Over 65 Men's Teams

	PLAYER	Wins	Losses	
ACT B	Bryan Harper	9	6	60.00%
	John Parker	5	12	29.41%
	David Randles	2	14	12.50%
	Milojko Tanaskovic	1	7	12.50%
ACT	Joe Asgari	3	8	27.27%
	Henrik Nielsen	6	4	60.00%
	Kim Soon Tan	13	4	76.47%
	Wen Ung	12	7	63.16%
NSW	Wayne Heginbotham	16	1	94.12%
	Anthony Kwok	8	3	72.73%
	Jing Jim Peng	7	4	63.64%
	Bill Robson	19	0	100.00%
NSW B	Stephen Bruton	1	11	8.33%
	Richard Genet	4	11	26.67%
	Michael Turner	2	12	14.29%
	Chee Yow	7	10	41.18%
NZL	Kevin Fogarty	13	8	61.90%
	Yuliang Jiang	13	6	68.42%
	Kheng Yee Lai	17	1	94.44%
	Doug Pattinson	2	1	66.67%
Pres	Barry Ellis	5	14	26.32%
	Douglas Flood	4	15	21.05%
	Alan Moore	0	19	0.00%
QLD	Paul Cheung	10	10	50.00%
	Geoffrey Lamberton	15	4	78.95%
	Terry Morato	8	11	42.11%
QLD B	Peter Clarke	3	15	16.67%
	Rabi Misra	7	12	36.84%
	Paul Uttley	9	10	47.37%
SA	Duncan Kennington	2	17	10.53%
	Heng Liang	5	14	26.32%
	Kok Chong Tan	12	7	63.16%
VIC	Brian Berry	11	2	84.62%
	Jeff Dever	12	6	66.67%
	Mikhail Geller	8	7	53.33%
	Herman Pekel	11	4	73.33%
VIC B	Robert Bozelle	6	9	40.00%
	Phillip Carruthers	5	7	41.67%
	Michael Donlon	0	15	0.00%
	Felix Kung	16	1	94.12%
WA	Neil Boulos	1	2	33.33%
	Craig Campbell	17	3	85.00%
	Phil Ranger	12	7	63.16%
	Kee Sing Ian Tan-Kang	9	7	56.25%

TEAMS ANALYSIS
Over 65 Men's Teams - Playoff Positions 1-4

	PLAYER	New South Wales				New Zealand			Victoria			Western Australia			Wins	Losses	
		WH	AK	JP	BR	KF	YJ	KL	JD	MG	HP	CC	PR	KT			
NSW	Wayne Heginbotham								3/0	3/1	3/1	3/2		3/0	5	0	100.00%
	Anthony Kwok									1/3	0/3				0	2	0.00%
	Jing Jim Peng											0/3	0/3		0	2	0.00%
	Bill Robson								3/0	3/0			3/0	3/0	4	0	100.00%
NZL	Kevin Fogarty								3/0	0/3	2/3	0/3	1/3	0/3	1	5	16.67%
	Yuliang Jiang								1/3	1/3	2/3	3/1	2/3		1	4	20.00%
	Kheng Yee Lai								3/0	3/1	3/0	1/3		3/0	4	1	80.00%
VIC	Jeff Dever	0/3			0/3	0/3	3/1	0/3							1	4	20.00%
	Mikhail Geller	1/3	3/1		0/3	3/0	3/1	1/3							3	3	50.00%
	Herman Pekel	1/3	3/0			3/2	3/2	0/3							3	2	60.00%
WA	Craig Campbell	2/3		3/0		3/0	1/3	3/1							3	2	60.00%
	Phil Ranger			3/0	0/3	3/1	3/2								3	1	75.00%
	Kee Sing Ian Tan-Kang	0/3			0/3	3/0		0/3							1	3	25.00%

Over 65 Men's Teams - Playoff Positions 5-8

	PLAYER	Aust Capital Territory				New South Wales "B"				Queensland			Victoria "B"			Wins	Losses	
		JA	HN	KT	WU	SB	RG	MT	CY	PC	GL	TM	RB	MD	FK			
ACT	Joe Asgari									3/2	0/3					1	1	50.00%
	Henrik Nielsen								3/0							1	0	100.00%
	Kim Soon Tan					3/0		3/0		3/0	2/3	3/0				4	1	80.00%
	Wen Ung							3/1	3/2	2/3		3/1				3	1	75.00%
NSW B	Stephen Bruton			0/3									0/3		0/3	0	3	0.00%
	Richard Genet												3/2	3/1	0/3	2	1	66.67%
	Michael Turner			0/3	1/3											0	2	0.00%
	Chee Yow		0/3		2/3								3/1	3/0	0/3	2	3	40.00%
QLD	Paul Cheung	2/3		0/3	3/2									3/1	2/3	2	3	40.00%
	Geoffrey Lamberton	3/0		3/2									3/0	3/0		4	0	100.00%
	Terry Morato			0/3	1/3								3/2		0/3	1	3	25.00%
VIC B	Robert Bozelle					3/0	2/3		1/3		0/3	2/3				1	4	20.00%
	Michael Donlon						1/3		0/3	1/3	0/3					0	4	0.00%
	Felix Kung					3/0	3/0		3/0	3/2		3/0				5	0	100.00%

Over 65 Men's Teams - Playoff Positions 9-12

	PLAYER	Aust Cap Territory "B"			Presidents			Queensland "B"			South Australia			Wins	Losses	
		BH	JP	DR	BE	DF	AM	PC	RM	PU	DK	HL	KT			
ACT B	Bryan Harper				3/1		3/2			2/3				2	1	66.67%
	John Parker				3/1	3/1			1/3	0/3				2	2	50.00%
	David Randles				0/3	3/0	1/3	0/3						1	3	25.00%
Pres	Barry Ellis	1/3	1/3								1/3	3/1		1	3	25.00%
	Douglas Flood		1/3	3/0								2/3	0/3	1	3	25.00%
	Alan Moore	2/3		0/3							1/3		0/3	0	4	0.00%
QLD B	Peter Clarke			3/1							3/1		0/3	2	1	66.67%
	Rabi Misra		3/1	3/0							3/0	3/1		4	0	100.00%
	Paul Uttley	3/2	3/0									3/2	3/2	4	0	100.00%
SA	Duncan Kennington				3/1		3/1	1/3	0/3					2	2	50.00%
	Heng Liang				1/3	3/2			1/3	2/3				1	3	25.00%
	Kok Chong Tan					3/0	3/0	3/0		2/3				3	1	75.00%

TEAMS ANALYSIS
Over 65 Men's Teams - Division A

	PLAYER	Aust Cap Territory "B"				New South Wales "B"				New Zealand				Queensland			South Australia			Victoria				Wins	Losses	
		BH	J P	D R	M T	S B	R G	M T	C Y	K F	Y J	K L	D P	P C	G L	T M	D K	H L	K T	B B	J D	M G	H P			
ACT B	Bryan Harper					3/0	3/1		3/0	2/3	2/3	0/3					3/2	3/1	3/1	1/3	0/3		3/1	7	5	58.33%
	John Parker					3/1	0/3		0/3		0/3			2/3	0/3	1/3	3/2	3/2	1/3	1/3	0/3		0/3	3	10	23.08%
	David Randles					3/1	1/3		0/3	0/3	0/3	0/3		0/3	0/3	1/3				0/3	0/3		0/3	1	11	8.33%
	Miljko Tanaskovic									0/3		0/3		0/3	0/3	2/3	3/0	2/3	0/3					1	7	12.50%
NSW B	Stephen Bruton	0/3	1/3	1/3						1/3	0/3		1/3				3/2	0/3	0/3					1	8	11.11%
	Richard Genet	1/3	3/0	3/1						0/3	0/3	0/3		1/3	0/3	0/3				1/3	0/3		0/3	2	10	16.67%
	Michael Turner									2/3	0/3	0/3		0/3	0/3	0/3	3/0	3/2	0/3	1/3	1/3	0/3		2	10	16.67%
	Chee Yow	0/3	3/0	3/0						1/3	1/3	1/3		1/3	1/3	1/3	3/2	3/1	3/2	0/3	0/3	1/3		5	7	41.67%
NZL	Kevin Fogarty	3/2		3/0	3/0	3/1	3/0	3/2						3/2	1/3	3/0	3/0	3/0	3/0	1/3	1/3	3/0		12	3	80.00%
	Yuliang Jiang	3/2	3/0	3/0		3/0	3/0	3/0						3/1	1/3		3/0	3/0	3/0	3/0	3/1	2/3		12	2	85.71%
	Kheng Yee Lai	3/0		3/0	3/0		3/0	3/0						3/0	3/0	3/0	3/0	3/0	3/1	3/2	3/0			13	0	100.00%
	Doug Pattinson					3/1										3/1					2/3			2	1	66.67%
QLD	Paul Cheung		3/2	3/0	3/0		3/1	3/0	3/1	2/3	1/3	0/3					3/1	0/3	2/3	1/3		3/2	0/3	8	7	53.33%
	Geoffrey Lamberton		3/0	3/0	3/0		3/0	3/0	3/1	3/1	3/1	0/3					3/0	3/0	1/3	0/3		0/3	3/0	11	4	73.33%
	Terry Morato		3/1	3/1	3/2		3/0	3/0	3/1	0/3	0/3	0/3	1/3				3/0	2/3	2/3	0/3	0/3	0/3	0/3	7	8	46.67%
SA	Duncan Kennington	2/3	2/3		0/3	2/3		0/3	2/3	0/3	0/3	0/3		1/3	0/3	0/3				2/3	2/3		0/3	0	15	0.00%
	Heng Liang	1/3	2/3		3/2	3/0		2/3	1/3	0/3	0/3	0/3		3/0	0/3	3/2				0/3	2/3	2/3		4	11	26.67%
	Kok Chong Tan	1/3	3/1		3/0	3/0		3/0	2/3	0/3	0/3	1/3		3/2	3/1	3/2				3/0	3/2	0/3		9	6	60.00%
VIC	Brian Berry	3/1	3/1	3/0			3/1	3/1	3/0	3/1	0/3	2/3		3/1	3/0	3/0	3/2							11	2	84.62%
	Jeff Dever	3/0	3/0	3/0			3/0	3/1	3/0	3/1	1/3		3/2			3/0	3/2	3/0	0/3					11	2	84.62%
	Mikhail Geller						3/0	3/1	0/3	0/3	3/2	0/3		2/3	3/0			3/2	2/3					5	4	55.56%
	Herman Pekel	1/3	3/0	3/0			3/0							3/0	0/3	3/0	3/0	3/2	3/0					8	2	80.00%

Over 65 Men's Teams - Division B

	PLAYER	Aust Capital Territory				New South Wales				Presidents			Queensland "B"			Victoria "B"				Western Australia				Wins	Losses	
		J A	H N	K T	W U	W H	A K	J P	B R	B E	D F	A M	P C	R M	P U	R B	P C	M D	F K	N B	C C	P R	K T			
ACT	Joe Asgari					0/3	0/3		0/3	2/3	1/3	3/0					2/3	3/1	2/3					2	7	22.22%
	Henrik Nielsen												3/0	3/0	3/0		2/3	3/0	0/3		0/3	3/2	0/3	5	4	55.56%
	Kim Soon Tan					2/3	3/2		1/3	3/0	3/0	3/0									0/3	3/2	3/1	9	3	75.00%
	Wen Ung					1/3	0/3		0/3	3/0	3/2	3/0	3/0	3/0	3/0		3/0	3/0	1/3		0/3	3/1	1/3	9	6	60.00%
NSW	Wayne Heginbotham	3/0		3/2	3/1					3/0	3/0	3/0				3/0	3/0	3/0			0/3	3/0	3/0	11	1	91.67%
	Anthony Kwok	3/0		2/3	3/0					3/0	3/0	3/0	3/0	3/0	3/1									8	1	88.89%
	Jing Jim Peng									3/0	3/0	3/1				3/0	3/0	3/0		0/3	1/3	3/0	7	2	77.78%	
	Bill Robson	3/0		3/1	3/0					3/0	3/0	3/0				3/0	3/0	3/0		3/1	3/0	3/2	15	0	100.00%	
Pres	Barry Ellis	3/2		0/3	0/3	0/3	0/3		0/3				3/0	0/3	2/3		3/1	3/1	1/3		0/3	1/3	0/3	4	11	26.67%
	Douglas Flood	3/1		0/3	2/3	0/3	0/3		0/3				3/2	3/0	0/3	0/3	2/3		1/3		0/3	0/3	0/3	3	12	20.00%
	Alan Moore	0/3		0/3	0/3	0/3	0/3		0/3				0/3	1/3	0/3	1/3	0/3		0/3		0/3	0/3	0/3	0	15	0.00%
QLD B	Peter Clarke		0/3	1/3	0/3		0/3	0/3	0/3	0/3	2/3	3/0				1/3	0/3		2/3		0/3	0/3	0/3	1	14	6.67%
	Rabi Misra		0/3	0/3	0/3		0/3	0/3	0/3	3/0	0/3	3/1				2/3	3/1		0/3		0/3	0/3	2/3	3	12	20.00%
	Paul Uttley		0/3	0/3	0/3		0/3	1/3	0/3	3/2	3/0	3/0					3/1	3/2	1/3		0/3	0/3	0/3	5	10	33.33%
VIC B	Robert Bozelle					0/3		0/3	0/3	3/0	3/1		3/1	3/2						3/2	0/3	0/3	5	5	50.00%	
	Phillip Carruthers	3/2	3/2		0/3	0/3		0/3	0/3	1/3	3/2	3/0	3/0	1/3	1/3									5	7	41.67%
	Michael Donlon	1/3	0/3		0/3	0/3		0/3	0/3	1/3					2/3					1/3	0/3	0/3	0	11	0.00%	
	Felix Kung	3/2	3/0		3/1					3/1	3/1	3/0	3/2	3/0	3/1					3/2	1/3	3/1	11	1	91.67%	
WA	Neil Boulos															2/3		3/1	2/3					1	2	33.33%
	Craig Campbell		3/0	3/0	3/0	3/0		3/0	1/3	3/0	3/0	3/0	3/0	3/0	3/0	3/0		3/0	3/1					14	1	93.33%
	Phil Ranger		2/3	2/3	1/3	0/3		3/1	0/3	3/1	3/0	3/0	3/0	3/0	3/0	3/0		3/0	1/3					9	6	60.00%
	Kee Sing Ian Tan-Kang		3/0	1/3	3/1	0/3		0/3	2/3	3/0	3/0	3/0	3/0	3/2	3/0								8	4	66.67%	

2023 National Veterans Championships

Over 65 Women's Teams

Aust Capital Territory

Yu Chan Chan
Qun Julia Gu
Anna Rickards (C)

New South Wales "B"

Alena Fallon (C)
Viyada Gow

Queensland "B"

Noreen Fredericksen
Desley Payne (C)

South Australia

Alice Abbas
Kay Crowell (C)

Tasmania "B"

Judy Blackburn (C)
Kim Holcomb

Victoria "B"

Judy James (C)
Guo Willa Yu

New South Wales

Isabella Lee
Jennifer Nolan
Leonie Whiteford (C)

Queensland

Therese Chappell
Gayle D'Arcy (C)

Queensland "C"

Yajun Lucy Curtis
Marianne Orman (C)

Tasmania

Judy Bowerman
Irina Sakova (C)

Victoria

Anne Bellion
Jeanne Strong (C)

2023 National Veterans Championships

Over 65 Women's Teams

Seed	Team	Final Position
1	South Australia	1
2	Queensland	2
3	Tasmania "B"	3
4	Tasmania	4
6	New South Wales	5
5	Victoria	6
7	Victoria "B"	7
9	Queensland "B"	8
10	Queensland "C"	9
8	New South Wales "B"	10
11	Aust Capital Territory	11

Last Updated: October 4, 2023 2:20 PM

2023 National Veterans Championships

Over 65 Women's Teams - Playoff Positions 1-4

Playoff Positions 1-4

<i>South Australia</i>	<i>South Australia</i> 3 - 0
<i>Tasmania "B"</i>	<i>South Australia</i> 5 - 0
<i>Tasmania</i>	<i>Queensland</i> 3 - 2
<i>Queensland</i>	Position 3 <i>Tasmania "B"</i> 3 - 1

2023 National Veterans Championships

Over 65 Women's Teams - Playoff Positions 5-8

Playoff Positions 5-8

<i>Victoria</i>	
<i>Victoria "B"</i>	<i>Victoria</i> 3 - 2
	<i>New South Wales</i> 3 - 2
<i>Queensland "B"</i>	<i>New South Wales</i> 4 - 1
<i>New South Wales</i>	Position 7 <i>Victoria "B"</i> 5 - 0

2023 National Veterans Championships

Over 65 Women's Teams - Playoff Positions 9-11

TEAM RESULTS

MATCH SCORES								
TEAMS		1	2	3	4	WINS	MP	PLACE
1	Queensland "C"			5/0	3/2	2/0	4	1
2						0/0	0	
3	Aust Capital Territory	0/5			0/5	0/2	2	3
4	New South Wales "B"	2/3		5/0		1/1	3	2

PROGRESSIVE RESULTS				
TEAMS		R1	R2	R3
1	Queensland "C"	5/0	3/2	
2				
3	Aust Capital Territory	0/5		0/5
4	New South Wales "B"		2/3	5/0

Last Updated: October 3, 2023 8:18 PM

2023 National Veterans Championships

Over 65 Women's Teams - Division A

TEAM RESULTS

MATCH SCORES									
TEAMS		1	2	3	4	5	WINS	MP	PLACE
1	South Australia		5/0	5/0	5/0	5/0	4/0	8	1
2	Tasmania	0/5		3/2	5/0	5/0	3/1	7	2
3	Victoria	0/5	2/3		5/0	5/0	2/2	6	3
4	New South Wales "B"	0/5	0/5	0/5		2/3	0/4	4	5
5	Queensland "B"	0/5	0/5	0/5	3/2		1/3	5	4

PROGRESSIVE RESULTS						
TEAMS		R1	R2	R3	R4	R5
1	South Australia	5/0		5/0	5/0	5/0
2	Tasmania	5/0	5/0		3/2	0/5
3	Victoria		5/0	0/5	2/3	5/0
4	New South Wales "B"	0/5	0/5	2/3		0/5
5	Queensland "B"	0/5	0/5	3/2	0/5	

Last Updated: October 2, 2023 3:22 PM

2023 National Veterans Championships

Over 65 Women's Teams - Division B

TEAM RESULTS

MATCH SCORES										
TEAMS		1	2	3	4	5	6	WINS	MP	PLACE
1	Queensland		5/0	5/0	5/0	5/0	5/0	5/0	10	1
2	Tasmania "B"	0/5		5/0	3/2	5/0	5/0	4/1	9	2
3	New South Wales	0/5	0/5		3/2	3/2	5/0	3/2	8	3
4	Victoria "B"	0/5	2/3	2/3		5/0	5/0	2/3	7	4
5	Queensland "C"	0/5	0/5	2/3	0/5		5/0	1/4	6	5
6	Aust Capital Territory	0/5	0/5	0/5	0/5	0/5		0/5	5	6

PROGRESSIVE RESULTS						
TEAMS		R1	R2	R3	R4	R5
1	Queensland	5/0	5/0	5/0	5/0	5/0
2	Tasmania "B"	5/0	3/2	5/0	5/0	0/5
3	New South Wales	5/0	3/2	0/5	0/5	3/2
4	Victoria "B"	0/5	2/3	5/0	5/0	2/3
5	Queensland "C"	0/5	2/3	0/5	0/5	5/0
6	Aust Capital Territory	0/5	0/5	0/5	0/5	0/5

Last Updated: October 2, 2023 3:42 PM

TEAMS ANALYSIS

Over 65 Women's Teams

	PLAYER	Wins	Losses	
ACT	Yu Chan Chan	0	8	0.00%
	Qun Julia Gu	0	10	0.00%
	Anna Rickards	0	10	0.00%
NSW	Isabella Lee	3	4	42.86%
	Jennifer Nolan	3	5	37.50%
	Leonie Whiteford	10	3	76.92%
NSW B	Alena Fallon	4	8	33.33%
	Viyada Gow	3	9	25.00%
QLD	Therese Chappell	11	3	78.57%
	Gayle D'Arcy	11	3	78.57%
QLD B	Noreen Fredericksen	2	10	16.67%
	Desley Payne	1	11	8.33%
QLD C	Yajun Lucy Curtis	5	9	35.71%
	Marianne Orman	7	7	50.00%
SA	Alice Abbas	11	0	100.00%
	Kay Crowell	12	0	100.00%
TAS	Judy Bowerman	4	8	33.33%
	Irina Sakova	9	3	75.00%
TAS B	Judy Blackburn	10	4	71.43%
	Kim Holcomb	7	6	53.85%
VIC	Anne Bellion	7	5	58.33%
	Jeanne Strong	6	6	50.00%
VIC B	Judy James	9	5	64.29%
	Guo Willa Yu	8	6	57.14%

TEAMS ANALYSIS
Over 65 Women's Teams - Playoff Positions 1-4

	PLAYER	Queensland		South Australia		Tasmania		Tasmania "B"		Wins	Losses	
		T C	G D	A A	K C	J B	I S	J B	K H			
QLD	Therese Chappell			0/3	0/3	3/2	1/3			1	3	25.00%
	Gayle D'Arcy			1/3	2/3	3/0	1/3			1	3	25.00%
SA	Alice Abbas	3/0	3/1					3/2		3	0	100.00%
	Kay Crowell	3/0	3/2					3/1	3/0	4	0	100.00%
TAS	Judy Bowerman	2/3	0/3					0/3	0/3	0	4	0.00%
	Irina Sakova	3/1	3/1					0/3	3/2	3	1	75.00%
TAS B	Judy Blackburn			2/3	1/3	3/0	3/0			2	2	50.00%
	Kim Holcomb				0/3	3/0	2/3			1	2	33.33%

Over 65 Women's Teams - Playoff Positions 5-8

	PLAYER	New South Wales			Queensland "B"		Victoria		Victoria "B"		Wins	Losses	
		I L	J N	L W	N F	D P	A B	J S	J J	G Y			
NSW	Isabella Lee				3/0						1	0	100.00%
	Jennifer Nolan					3/1	3/1	2/3			2	1	66.67%
	Leonie Whiteford				3/0	3/0	3/0	3/2			4	0	100.00%
QLD B	Noreen Fredericksen	0/3		0/3					0/3	0/3	0	4	0.00%
	Desley Payne		1/3	0/3					1/3	0/3	0	4	0.00%
VIC	Anne Bellion		1/3	0/3					3/2	3/1	2	2	50.00%
	Jeanne Strong		3/2	2/3					2/3	2/3	1	3	25.00%
VIC B	Judy James				3/0	3/1	2/3	3/2			3	1	75.00%
	Guo Willa Yu				3/0	3/0	1/3	3/2			3	1	75.00%

Over 65 Women's Teams - Playoff Positions 9-11

	PLAYER	Aust Capital Territory			New South Wales "B"		Queensland "C"		Wins	Losses	
		Y C	Q G	A R	A F	V G	Y C	M O			
ACT	Yu Chan Chan				0/3	1/3			0	2	0.00%
	Qun Julia Gu				0/3	0/3	1/3	0/3	0	4	0.00%
	Anna Rickards						0/3	0/3	0	2	0.00%
NSW B	Alena Fallon	3/0	3/0				3/1	0/3	3	1	75.00%
	Viyada Gow	3/1	3/0				3/2	0/3	3	1	75.00%
QLD C	Yajun Lucy Curtis		3/1	3/0	1/3	2/3			2	2	50.00%
	Marianne Orman		3/0	3/0	3/0	3/0			4	0	100.00%

TEAMS ANALYSIS

Over 65 Women's Teams - Division A

	PLAYER	New South Wales "B"		Queensland "B"		South Australia		Tasmania		Victoria		Wins	Losses	
		A F	V G	N F	D P	A A	K C	J B	I S	A B	J S			
NSW B	Alena Fallon			2/3	3/1	0/3	0/3	0/3	0/3	0/3	2/3	1	7	12.50%
	Viyada Gow			2/3	0/3	0/3	0/3	0/3	0/3	0/3	0/3	0	8	0.00%
QLD B	Noreen Fredericksen	3/2	3/2			0/3	0/3	1/3	1/3	0/3	0/3	2	6	25.00%
	Desley Payne	1/3	3/0			0/3	0/3	0/3	1/3	1/3	0/3	1	7	12.50%
SA	Alice Abbas	3/0	3/0	3/0	3/0			3/1	3/1	3/0	3/1	8	0	100.00%
	Kay Crowell	3/0	3/0	3/0	3/0			3/1	3/0	3/0	3/0	8	0	100.00%
TAS	Judy Bowerman	3/0	3/0	3/1	3/0	1/3	1/3			2/3	0/3	4	4	50.00%
	Irina Sakova	3/0	3/0	3/1	3/1	1/3	0/3			3/0	3/1	6	2	75.00%
VIC	Anne Bellion	3/0	3/0	3/0	3/1	0/3	0/3	3/2	0/3			5	3	62.50%
	Jeanne Strong	3/2	3/0	3/0	3/0	1/3	0/3	3/0	1/3			5	3	62.50%

Over 65 Women's Teams - Division B

	PLAYER	Aust Capital Territory			New South Wales			Queensland		Queensland "C"		Tasmania "B"		Victoria "B"		Wins	Losses	
		Y C	Q G	A R	I L	J N	L W	T C	G D	Y C	M O	J B	K H	J J	G Y			
ACT	Yu Chan Chan							0/3	0/3	0/3	0/3			0/3	0/3	0	6	0.00%
	Qun Julia Gu				1/3		0/3					0/3	1/3	0/3	0/3	0	6	0.00%
	Anna Rickards				0/3		0/3	0/3	0/3	0/3	2/3	0/3	0/3			0	8	0.00%
NSW	Isabella Lee		3/1	3/0				0/3		2/3	2/3		0/3			2	4	33.33%
	Jennifer Nolan							0/3	0/3			1/3		1/3	3/0	1	4	20.00%
	Leonie Whiteford		3/0	3/0					2/3	3/2	3/0	1/3	2/3	3/1	3/2	6	3	66.67%
QLD	Therese Chappell	3/0		3/0	3/0	3/0				3/0	3/0	3/1	3/0	3/0	3/1	10	0	100.00%
	Gayle D'Arcy	3/0		3/0		3/0	3/2			3/0	3/0	3/1	3/0	3/0	3/0	10	0	100.00%
QLD C	Yajun Lucy Curtis	3/0		3/0	3/2		2/3	0/3	0/3			0/3	0/3	0/3	1/3	3	7	30.00%
	Marianne Orman	3/0		3/2	3/2		0/3	0/3	0/3	0/3		0/3	0/3	0/3	0/3	3	7	30.00%
TAS B	Judy Blackburn		3/0	3/0		3/1	3/1	1/3	1/3	3/0	3/0			3/0	3/0	8	2	80.00%
	Kim Holcomb		3/1	3/0	3/0		3/2	0/3	0/3	3/0	3/0			1/3	0/3	6	4	60.00%
VIC B	Judy James	3/0	3/0			3/1	1/3	0/3	0/3	3/0	3/0	0/3	3/1			6	4	60.00%
	Guo Willa Yu	3/0	3/0			0/3	2/3	1/3	0/3	3/1	3/0	0/3	3/0			5	5	50.00%

2023 National Veterans Championships

Over 70 Men's Teams

Aust Capital Territory

Song Chen (C)
Julian Goldenberg
Tim Naffa
Brian Peppy

New South Wales "B"

Michael Antoun
Ian Finlay (C)
Stephen Tai
Brian Wiese

Queensland

Mike Edwards (C)
John Farmer
Martin Tribe

Victoria

Bob Bowler
Kenneth Dawber
Richard Ooi
John Scott (C)

Western Australia

David Michael Brown
Michael Dombrose (C)
Cedric Wilson

New South Wales

Ellman Lee
Cyrus Pestonji
Paul Pinkewich
Chau-Hung James Wong (C)

Presidents

Greg Bellion (VIC)
Paul Kwaczynski (QLD)
Gary McDougall (SA) (C)
Ian Morris (SA)

Queensland "B"

Michael Battilana (C)
Allan Ngaparau
Mark Chapman Smith

Victoria "B"

Eddie Giam (C)
David Griersmith
Mikael Wilopo

2023 National Veterans Championships

Over 70 Men's Teams

Seed	Team	Final Position
1	New South Wales	1
2	Victoria	2
3	New South Wales "B"	3
8	Western Australia	4
4	Victoria "B"	5
5	Queensland	6
6	Aust Capital Territory	7
9	Queensland "B"	8
7	Presidents	9

Last Updated: October 4, 2023 2:20 PM

2023 National Veterans Championships

Over 70 Men's Teams - Playoffs

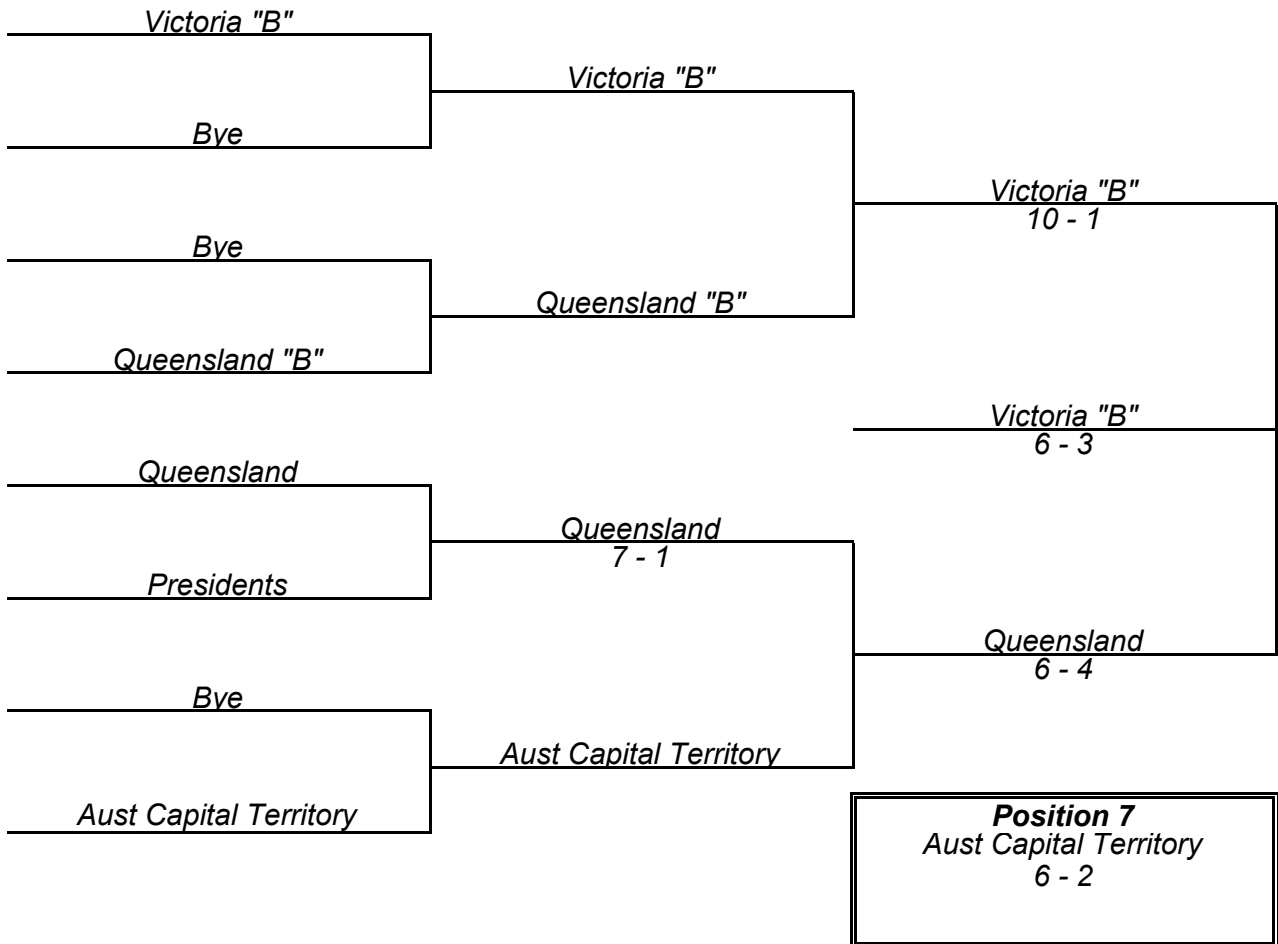
Playoff Positions 1-4

<i>New South Wales</i>	<i>New South Wales</i> 6 - 0
<i>New South Wales "B"</i>	<i>New South Wales</i> 6 - 1
<i>Western Australia</i>	<i>Victoria</i> 6 - 4
<i>Victoria</i>	Position 3 <i>New South Wales "B"</i> 6 - 5

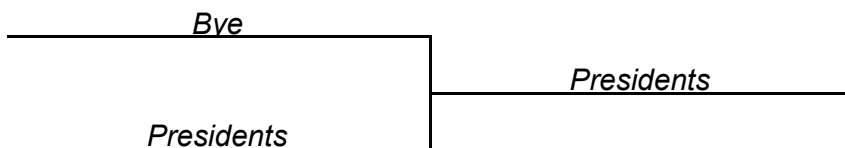
2023 National Veterans Championships

Over 70 Men's Teams - Playoffs

Playoff Positions 5-9



Playoff Positions 9-9



2023 National Veterans Championships

Over 70 Men's Teams - Division A

TEAM RESULTS

MATCH SCORES								
TEAMS		1	2	3	4	WINS	MP	PLACE
1	New South Wales		11/0	11/0	10/1	3/0	6	1
2	Victoria "B"	0/11		9/2	4/7	1/2	4	3
3	Queensland	0/11	2/9		3/8	0/3	3	4
4	Western Australia	1/10	7/4	8/3		2/1	5	2

PROGRESSIVE RESULTS				
TEAMS		R1	R2	R3
1	New South Wales	11/0	10/1	11/0
2	Victoria "B"	4/7	9/2	0/11
3	Queensland	0/11	2/9	3/8
4	Western Australia	7/4	1/10	8/3

Last Updated: October 2, 2023 12:48 PM

2023 National Veterans Championships

Over 70 Men's Teams - Division B

TEAM RESULTS

MATCH SCORES									
TEAMS		1	2	3	4	5	WINS	MP	PLACE
1	Victoria		7/4	11/0	11/0	11/0	4/0	8	1
2	New South Wales "B"	4/7		9/2	11/0	11/0	3/1	7	2
3	Aust Capital Territory	0/11	2/9		10/1	9/2	2/2	6	3
4	Presidents	0/11	0/11	1/10		3/8	0/4	4	5
5	Queensland "B"	0/11	0/11	2/9	8/3		1/3	5	4

PROGRESSIVE RESULTS						
TEAMS		R1	R2	R3	R4	R5
1	Victoria	11/0		11/0	11/0	7/4
2	New South Wales "B"	11/0	11/0		9/2	4/7
3	Aust Capital Territory		9/2	0/11	2/9	10/1
4	Presidents	0/11	0/11	3/8		1/10
5	Queensland "B"	0/11	2/9	8/3	0/11	

Last Updated: October 2, 2023 1:48 PM

TEAMS ANALYSIS Over 70 Men's Teams

	PLAYER	Wins	Losses	
ACT	Song Chen	2	9	18.18%
	Julian Goldenberg	9	5	64.29%
	Tim Naffa	8	4	66.67%
	Brian Peppy	7	6	53.85%
NSW	Ellman Lee	9	0	100.00%
	Cyrus Pestonji	9	2	81.82%
	Paul Pinkewich	11	0	100.00%
	Chau-Hung James Wong	7	0	100.00%
NSW B	Michael Antoun	6	5	54.55%
	Ian Finlay	9	1	90.00%
	Stephen Tai	10	4	71.43%
	Brian Wiese	9	6	60.00%
Pres	Greg Bellion	0	14	0.00%
	Paul Kwaczynski	1	13	7.14%
	Ian Morris	3	11	21.43%
QLD	Mike Edwards	2	13	13.33%
	John Farmer	5	12	29.41%
	Martin Tribe	7	9	43.75%
QLD B	Michael Battilana	4	13	23.53%
	Allan Ngaparu	4	13	23.53%
	Mark Chapman Smith	2	15	11.76%
VIC	Bob Bowler	11	1	91.67%
	Kenneth Dawber	7	7	50.00%
	Richard Ooi	8	2	80.00%
	John Scott	11	3	78.57%
VIC B	Eddie Giam	10	5	66.67%
	David Griersmith	6	8	42.86%
	Mikael Wilopo	10	4	71.43%
WA	David Michael Brown	1	14	6.67%
	Michael Dombrose	10	5	66.67%
	Cedric Wilson	10	4	71.43%

TEAMS ANALYSIS
Over 70 Men's Teams - Playoff Positions 1-4

	PLAYER	New South Wales				New South Wales "B"				Victoria			Western Australia			Wins	Losses	
		EL	CP	PP	CW	MA	IF	ST	BW	KD	RO	JS	DB	MD	CW			
NSW	Ellman Lee							3/1	3/0							2	0	100.00%
	Cyrus Pestonji									3/0	1/3					1	1	50.00%
	Paul Pinkewich						3/0	3/0		3/0		3/0				4	0	100.00%
	Chau-Hung James Wong								3/0		3/0	3/0				3	0	100.00%
NSW B	Michael Antoun												3/0	0/3	1/3	1	2	33.33%
	Ian Finlay			0/3												0	1	0.00%
	Stephen Tai	1/3		0/3									3/0	3/0	3/1	3	2	60.00%
	Brian Wiese	0/3			0/3								3/0	1/3	2/3	1	4	20.00%
VIC	Kenneth Dawber		0/3	0/3									3/1	1/3	1/3	1	4	20.00%
	Richard Ooi		3/1		0/3								3/0	1/3		2	2	50.00%
	John Scott			0/3	0/3								3/1	3/2	2/3	2	3	40.00%
WA	David Michael Brown					0/3		0/3	0/3	1/3	0/3	1/3				0	6	0.00%
	Michael Dombrose					3/0		0/3	3/1	3/1	3/1	2/3				4	2	66.67%
	Cedric Wilson					3/1		1/3	3/2	3/1		3/2				4	1	80.00%

Over 70 Men's Teams - Playoff Positions 5-9

	PLAYER	Aust Capital Territory				Presidents			Queensland			Queensland "B"			Victoria "B"			Wins	Losses	
		SC	JG	TN	BP	GB	PK	IM	ME	JF	MT	MB	AN	MS	EG	DG	MW			
ACT	Song Chen											1/3	0/3					0	2	0.00%
	Julian Goldenberg								3/1	1/3	0/3		3/0	3/1				3	2	60.00%
	Tim Naffa								3/0	3/1	1/3							2	1	66.67%
	Brian Peppy									3/0	0/3	3/2		3/0				3	1	75.00%
Pres	Greg Bellion								2/3	0/3								0	2	0.00%
	Paul Kwaczynski									0/3	0/3							0	2	0.00%
	Ian Morris								3/0		0/3							1	1	50.00%
QLD	Mike Edwards		1/3	0/3		3/2		0/3							0/3	2/3		1	5	16.67%
	John Farmer		3/1	1/3	0/3	3/0	3/0								0/3	3/1	1/3	4	4	50.00%
	Martin Tribe		3/0	3/1	3/0		3/0	3/0							1/3		2/3	5	2	71.43%
QLD B	Michael Battilana	3/1			2/3										0/3	2/3	0/3	1	4	20.00%
	Allan Ngaparau	3/0	0/3												0/3	2/3	0/3	1	4	20.00%
	Mark Chapman Smith		1/3		0/3										0/3	0/3	0/3	0	5	0.00%
VIC B	Eddie Giam								3/0	3/0	3/1	3/0	3/0	3/0				6	0	100.00%
	David Griersmith								3/2	1/3		3/2	3/2	3/0				4	1	80.00%
	Mikael Wilopo								3/1	3/2		3/0	3/0	3/0				5	0	100.00%

TEAMS ANALYSIS

Over 70 Men's Teams - Division A

	PLAYER	New South Wales				Queensland			Victoria "B"			Western Australia			Wins	Losses	
		EL	CP	PP	CW	ME	JF	MT	EG	DG	MW	DB	MD	CW			
NSW	Ellman Lee					3/0	3/0	3/0	3/2	3/0	3/1		3/1		7	0	100.00%
	Cyrus Pestonji					3/0	3/0	3/0	3/1	3/1	3/1	3/0	3/2	1/3	8	1	88.89%
	Paul Pinkewich					3/0			3/0	3/0	3/0	3/0	3/0	3/1	7	0	100.00%
	Chau-Hung James Wong						3/0	3/0				3/0		3/0	4	0	100.00%
QLD	Mike Edwards	0/3	0/3	0/3					0/3	2/3	0/3	3/0	0/3	0/3	1	8	11.11%
	John Farmer	0/3	0/3		0/3				0/3	3/1	1/3	1/3	0/3	1/3	1	8	11.11%
	Martin Tribe	0/3	0/3		0/3				0/3	3/1	2/3	3/0	1/3	0/3	2	7	22.22%
VIC B	Eddie Giam	2/3	1/3	0/3		3/0	3/0	3/0				3/0	1/3	2/3	4	5	44.44%
	David Griersmith	0/3	1/3	0/3		3/2	1/3	1/3				3/0	0/3	1/3	2	7	22.22%
	Mikael Wilopo	1/3	1/3	0/3		3/0	3/1	3/2				3/0	2/3	3/0	5	4	55.56%
WA	David Michael Brown		0/3	0/3	0/3	0/3	3/1	0/3	0/3	0/3	0/3				1	8	11.11%
	Michael Dombrose	1/3	2/3	0/3		3/0	3/0	3/1	3/1	3/0	3/2				6	3	66.67%
	Cedric Wilson		3/1	1/3	0/3	3/0	3/1	3/0	3/2	3/1	0/3				6	3	66.67%

Over 70 Men's Teams - Division B

	PLAYER	Aust Capital Territory				New South Wales "B"				Presidents			Queensland "B"			Victoria				Wins	Losses	
		SC	JG	TN	BP	MA	IF	ST	BW	GB	PK	IM	MB	AN	MS	BB	KD	RO	JS			
ACT	Song Chen					1/3	1/3	0/3					3/2	2/3	3/1	0/3		0/3	0/3	2	7	22.22%
	Julian Goldenberg					3/2	0/3	1/3		3/0	3/0	2/3	3/0	3/0	3/0					6	3	66.67%
	Tim Naffa									3/0	3/0	3/0	3/1	3/1	3/0	0/3		1/3	0/3	6	3	66.67%
	Brian Peppy						1/3	3/2	1/3	3/0	3/0	3/0				0/3		2/3	2/3	4	5	44.44%
NSW B	Michael Antoun	3/1	2/3							3/0	3/0	3/0				2/3	3/1		1/3	5	3	62.50%
	Ian Finlay	3/1	3/0		3/1					3/0	3/0	3/0	3/0	3/0	3/0					9	0	100.00%
	Stephen Tai	3/0	3/1		2/3								3/1	3/1	3/0	3/2	3/0		2/3	7	2	77.78%
	Brian Wiese				3/1					3/0	3/0	3/1	3/1	3/1	3/0	0/3	3/0		1/3	8	2	80.00%
Pres	Greg Bellion		0/3	0/3	0/3	0/3	0/3		0/3				1/3	2/3	0/3	0/3	0/3	0/3		0	12	0.00%
	Paul Kwaczynski		0/3	0/3	0/3	0/3	0/3		0/3				0/3	3/1	0/3	0/3	0/3	0/3		1	11	8.33%
	Ian Morris		3/2	0/3	0/3	0/3	0/3		1/3				2/3	0/3	3/1	0/3	0/3	0/3		2	10	16.67%
QLD B	Michael Battilana	2/3	0/3	1/3			0/3	1/3	1/3	3/1	3/0	3/2				0/3	0/3		0/3	3	9	25.00%
	Allan Ngaparau	3/2	0/3	1/3			0/3	1/3	1/3	3/2	1/3	3/0				0/3	0/3		0/3	3	9	25.00%
	Mark Chapman Smith	1/3	0/3	0/3			0/3	0/3	0/3	3/0	3/0	1/3				0/3	2/3		0/3	2	10	16.67%
VIC	Bob Bowler	3/0		3/0	3/0	3/2		2/3	3/0	3/0	3/0	3/0	3/0	3/0	3/0					11	1	91.67%
	Kenneth Dawber					1/3		0/3	0/3	3/0	3/0	3/0	3/0	3/0	3/2					6	3	66.67%
	Richard Ooi	3/0		3/1	3/2					3/0	3/0	3/0								6	0	100.00%
	John Scott	3/0		3/0	3/2	3/1		3/2	3/1				3/0	3/0	3/0					9	0	100.00%

2023 National Veterans Championships

Over 70 Women's Teams

New South Wales

Jennifer Aduckiewicz (C)
Carol Cowie

New Zealand

Yvonne Fogarty (C)
Tetyana Tanya Sulimova

Queensland

Judy Chin (C)
Heather Gillespie

Victoria

Daisy O'Bryan (C)
Jan Taylor

New South Wales "B"

Lesla Colburn
Patricia Egan
Joylene Morgan (C)

Presidents

Lorraine Baker (SA)
Elfrida Kalich (NT) (C)
Lyn Wearing (TAS)

South Australia

Dawn Darwent
Chris Matthews (C)

2023 National Veterans Championships

Over 70 Women's Teams

TEAM RESULTS

MATCH SCORES											
TEAMS		1	2	3	4	5	6	7	WINS	MP	PLACE
1	New Zealand		4/1	5/0	5/0	5/0	5/0	5/0	6/0	12	1
2	Presidents	1/4		3/2	4/1	2/3	3/2	5/0	4/2	10	2
3	New South Wales	0/5	2/3		5/0	4/1	5/0	5/0	4/2	10	3
4	South Australia	0/5	1/4	0/5		5/0	5/0	4/1	3/3	9	4
5	New South Wales "B"	0/5	3/2	1/4	0/5		4/1	4/1	3/3	9	5
6	Victoria	0/5	2/3	0/5	0/5	1/4		3/2	1/5	7	6
7	Queensland	0/5	0/5	0/5	1/4	1/4	2/3		0/6	6	7

PROGRESSIVE RESULTS								
TEAMS		R1	R2	R3	R4	R5	R6	R7
1	New Zealand	5/0		5/0	5/0	5/0	5/0	4/1
2	Presidents	3/2	2/3		5/0	4/1	3/2	1/4
3	New South Wales	5/0	5/0	4/1		0/5	2/3	5/0
4	South Australia		4/1	5/0	5/0	1/4	0/5	0/5
5	New South Wales "B"	0/5	3/2	1/4	0/5	4/1		4/1
6	Victoria	2/3	0/5	0/5	0/5		3/2	1/4
7	Queensland	0/5	1/4	0/5	0/5	1/4	2/3	

Last Updated: October 4, 2023 12:08 PM

TEAMS ANALYSIS

Over 70 Women's Teams

	PLAYER	New South Wales		New South Wales "B"			New Zealand		Presidents			Queensland		South Australia		Victoria		Wins	Losses	
		J A	C C	L C	P E	J M	Y F	T S	L B	E K	L W	J C	H G	D D	C M	D O	J T			
NSW	Jennifer Aduckiewicz			3/1		3/1	0/3	1/3	3/0	0/3		3/0	3/0	3/0	3/0	3/0	3/0	9	3	75.00%
	Carol Cowie			3/0		0/3	0/3	0/3	2/3	0/3		3/2	3/0	3/0	3/2	3/1	3/0	7	5	58.33%
NSW B	Lesla Colburn	1/3	0/3				0/3	0/3		0/3	3/0	1/3	3/0				3/1	3	6	33.33%
	Patricia Egan													0/3	1/3	0/3		0	3	0.00%
	Joylene Morgan	1/3	3/0				0/3	0/3		0/3	3/0	3/0	3/0	1/3	0/3	3/0	3/0	6	6	50.00%
NZL	Yvonne Fogarty	3/0	3/0	3/0		3/0			3/1	3/2		3/0	3/0	3/0	3/0	3/0	3/0	12	0	100.00%
	Tetyana Tanya Sulimova	3/1	3/0	3/0		3/0			3/0	0/3		3/0	3/0	3/0	3/0	3/0	3/0	11	1	91.67%
Pres	Lorraine Baker	0/3	3/2				1/3	0/3				3/0	3/0	3/0	1/3			4	4	50.00%
	Elfrida Kalich	3/0	3/0	3/0		3/0	2/3	3/0				3/0	3/0	3/0	3/0	3/0	3/0	11	1	91.67%
	Lyn Wearing			0/3		0/3										0/3	0/3	0	4	0.00%
QLD	Judy Chin	0/3	2/3	3/1		0/3	0/3	0/3	0/3	0/3				3/1	0/3	3/1	3/0	4	8	33.33%
	Heather Gillespie	0/3	0/3	0/3		0/3	0/3	0/3	0/3	0/3				0/3	0/3	0/3	0/3	0	12	0.00%
SA	Dawn Darwent	0/3	0/3		3/0	3/1	0/3	0/3	0/3	0/3		1/3	3/0			3/0	3/0	5	7	41.67%
	Chris Matthews	0/3	2/3		3/1	3/0	0/3	0/3	3/1	0/3		3/0	3/0			3/1	3/1	7	5	58.33%
VIC	Daisy O'Bryan	0/3	1/3		3/0	0/3	0/3	0/3		0/3	3/0	1/3	3/0	0/3	1/3			3	9	25.00%
	Jan Taylor	0/3	0/3	1/3		0/3	0/3	0/3		0/3	3/0	0/3	3/0	0/3	1/3			2	10	16.67%

2023 National Veterans Championships

Over 75 Men's Teams

New South Wales

Inh Van Le
Hans Wetsteyn (C)

Presidents

Tony Needham (WAL)
Clive Sim (VIC)

Queensland

Colin Gradwell
Thomas Samuelsson
Martin Solomons (C)

New Zealand

Kerry McGeehan
William Weinstock (C)

Presidents "B"

Calvin Law (NSW)
Simon Ng (ACT) (C)

Victoria

Jim Ratnan (C)
Jacob Shelton

Last Updated: September 30, 2023 9:28 AM

2023 National Veterans Championships

Over 75 Men's Teams

TEAM RESULTS

MATCH SCORES										
TEAMS		1	2	3	4	5	6	WINS	MP	PLACE
1	Queensland		3/2	4/1	3/2	5/0	5/0	5/0	10	1
2	Presidents	2/3		3/2	3/2	4/1	5/0	4/1	9	2
3	New South Wales	1/4	2/3		3/2	5/0	5/0	3/2	8	3
4	New Zealand	2/3	2/3	2/3		2/3	5/0	1/4	6	5
5	Presidents "B"	0/5	1/4	0/5	3/2		3/2	2/3	7	4
6	Victoria	0/5	0/5	0/5	0/5	2/3		0/5	5	6

PROGRESSIVE RESULTS						
TEAMS		R1	R2	R3	R4	R5
1	Queensland	3/2	5/0	4/1	5/0	3/2
2	Presidents	4/1	3/2	5/0	3/2	2/3
3	New South Wales	5/0	5/0	1/4	2/3	3/2
4	New Zealand	2/3	2/3	2/3	5/0	2/3
5	Presidents "B"	1/4	0/5	3/2	0/5	3/2
6	Victoria	0/5	0/5	0/5	0/5	2/3

Last Updated: October 4, 2023 12:04 PM

TEAMS ANALYSIS Over 75 Men's Teams

	PLAYER	New South Wales		New Zealand		Presidents		Presidents "B"		Queensland		Victoria		Wins	Losses	
		IL	HW	K M	W W	T N	C S	C L	S N	T S	M S	J R	J S			
NSW	Inh Van Le			3/0	2/3	1/3	3/0	3/0	3/0	0/3	2/3	3/0	3/0	6	4	60.00%
	Hans Wetsteyn			3/1	3/2	1/3	1/3	3/2	3/1	1/3	3/2	3/0	3/0	7	3	70.00%
NZL	Kerry McGeehan	0/3	1/3			0/3	0/3	0/3	3/2	0/3	0/3	3/0	3/0	3	7	30.00%
	William Weinstock	3/2	2/3			3/2	3/2	0/3	3/0	1/3	3/1	3/0	3/0	7	3	70.00%
Pres	Tony Needham	3/1	3/1	3/0	2/3			3/2	3/0	3/0	3/1	3/0	3/0	9	1	90.00%
	Clive Sim	0/3	3/1	3/0	2/3			3/2	3/0	1/3	0/3	3/1	3/0	6	4	60.00%
Prs B	Calvin Law	0/3	2/3	3/0	3/0	2/3	2/3			0/3	0/3	3/0	3/1	4	6	40.00%
	Simon Ng	0/3	1/3	2/3	0/3	0/3	0/3			0/3	0/3	1/3	2/3	0	10	0.00%
QLD	Thomas Samuelsson	3/0	3/1	3/0	3/1	0/3	3/1	3/0	3/0			3/0	3/0	9	1	90.00%
	Martin Solomons	3/2	2/3	3/0	1/3	1/3	3/0	3/0	3/0			3/0	3/0	7	3	70.00%
VIC	Jim Ratnan	0/3	0/3	0/3	0/3	0/3	1/3	0/3	3/1	0/3	0/3			1	9	10.00%
	Jacob Shelton	0/3	0/3	0/3	0/3	0/3	0/3	1/3	3/2	0/3	0/3			1	9	10.00%

2023 National Veterans Championships

Over 75 Women's Teams

New South Wales

Rose Veerhuis (C)
Kathleen Webber

Presidents O80

Maureen Fischer (VIC) (C)
Roma James (WA)

South Australia "B"

Beverley May
Lenore Roder (C)

New South Wales O85

Joy Boyd
Shirley Smith (C)

South Australia

Julie Coombes (C)
Gwenda Rapley

Last Updated: September 28, 2023 1:54 PM

2023 National Veterans Championships

Over 75 Women's Teams

TEAM RESULTS

MATCH SCORES									
TEAMS		1	2	3	4	5	WINS	MP	PLACE
1	New South Wales		1/4	5/0	5/0	5/0	3/1	7	2
2	South Australia	4/1		3/2	5/0	5/0	4/0	8	1
3	South Australia "B"	0/5	2/3		5/0	5/0	2/2	6	3
4	Presidents O80	0/5	0/5	0/5		4/1	1/3	5	4
5	New South Wales O85	0/5	0/5	0/5	1/4		0/4	4	5

PROGRESSIVE RESULTS						
TEAMS		R1	R2	R3	R4	R5
1	New South Wales	5/0		5/0	5/0	1/4
2	South Australia	5/0	5/0		3/2	4/1
3	South Australia "B"		5/0	0/5	2/3	5/0
4	Presidents O80	0/5	0/5	4/1		0/5
5	New South Wales O85	0/5	0/5	1/4	0/5	

Last Updated: October 4, 2023 11:45 AM

TEAMS ANALYSIS

Over 75 Women's Teams

	PLAYER	New South Wales		New South Wales O85		Presidents O80		South Australia		South Australia "B"		Wins	Losses	
		R V	K W	J B	S S	M F	R J	J C	G R	B M	L R			
NSW	Rose Veerhuis			3/0	3/0	3/0	3/0	0/3	3/0	3/0	3/0	7	1	87.50%
	Kathleen Webber			3/1	3/0	3/0	3/0	0/3	1/3	3/1	3/1	6	2	75.00%
NSW E	Joy Boyd	0/3	1/3			1/3	3/2	0/3	0/3	0/3	0/3	1	7	12.50%
	Shirley Smith	0/3	0/3			0/3	0/3	0/3	0/3	0/3	0/3	0	8	0.00%
PR 8	Maureen Fischer	0/3	0/3	3/1	3/0			0/3	1/3	1/3	2/3	2	6	25.00%
	Roma James	0/3	0/3	2/3	3/0			0/3	0/3	1/3	0/3	1	7	12.50%
SA	Julie Coombes	3/0	3/0	3/0	3/0	3/0	3/0			3/0	3/0	8	0	100.00%
	Gwenda Rapley	0/3	3/1	3/0	3/0	3/1	3/0			1/3	2/3	5	3	62.50%
SA B	Beverley May	0/3	1/3	3/0	3/0	3/1	3/1	0/3	3/1			5	3	62.50%
	Lenore Roder	0/3	1/3	3/0	3/0	3/2	3/0	0/3	3/2			5	3	62.50%

2023 National Veterans Championships

Over 80 Men's Teams

New South Wales

Wing-Kwai Chan
Gary Fisher (C)

New South Wales O85 "B"

Guenter Arndt (C)
Peter Chung

Presidents

Jim Findley (TAS)
Colin Geraghty (VIC)
Peter Muller (WA) (C)

South Australia

David McCloughry (C)
Allan Richards

New South Wales O85

Bernard Kuiper (C)
Robert Ly

Northern Territory

Jose Abrantes
Thong Teck Lee (C)

Queensland

Harry Bligh
Kenneth Hay (C)

Victoria

Igor Klaf
Buddy Reid (C)

Last Updated: September 16, 2023 8:33 AM

2023 National Veterans Championships

Over 80 Men's Teams

TEAM RESULTS

MATCH SCORES												
TEAMS		1	2	3	4	5	6	7	8	WINS	MP	PLACE
1	Victoria		4/1	5/0	5/0	5/0	5/0	5/0	5/0	7/0	14	1
2	Northern Territory	1/4		1/4	3/2	3/2	5/0	5/0	5/0	5/2	12	3
3	Queensland	0/5	4/1		5/0	5/0	5/0	5/0	5/0	6/1	13	2
4	New South Wales	0/5	2/3	0/5		3/2	4/1	5/0	5/0	4/3	11	4
5	New South Wales O85	0/5	2/3	0/5	2/3		4/1	3/2	5/0	3/4	10	5
6	Presidents	0/5	0/5	0/5	1/4	1/4		1/4	3/2	1/6	8	7
7	South Australia	0/5	0/5	0/5	0/5	2/3	4/1		5/0	2/5	9	6
8	New South Wales O85 "B"	0/5	0/5	0/5	0/5	0/5	2/3	0/5		0/7	7	8

PROGRESSIVE RESULTS								
TEAMS		R1	R2	R3	R4	R5	R6	R7
1	Victoria	5/0	5/0	5/0	5/0	5/0	5/0	4/1
2	Northern Territory	5/0	3/2	5/0	5/0	3/2	1/4	1/4
3	Queensland	5/0	5/0	5/0	5/0	0/5	4/1	5/0
4	New South Wales	5/0	5/0	4/1	3/2	2/3	0/5	0/5
5	New South Wales O85	0/5	2/3	0/5	2/3	3/2	5/0	4/1
6	Presidents	0/5	0/5	1/4	0/5	3/2	1/4	1/4
7	South Australia	0/5	0/5	0/5	0/5	2/3	4/1	5/0
8	New South Wales O85 "B"	0/5	0/5	0/5	0/5	2/3	0/5	0/5

TEAMS ANALYSIS

Over 80 Men's Teams

	PLAYER	New South Wales		New South Wales O85		New South Wales O85 "B"		Northern Territory		Presidents		Queensland		South Australia		Victoria		Wins	Losses	
		WC	GF	BK	RL	GA	PC	JA	TL	JF	PM	HB	KH	DM	AR	IK	BR			
NSW	Wing-Kwai Chan			3/2	3/2	3/0	3/0	3/0	1/3	3/0	3/0	1/3	0/3	3/0	3/2	0/3	0/3	9	5	64.29%
	Gary Fisher			2/3	2/3	3/0	3/0	0/3	1/3	3/0	0/3	2/3	0/3	3/1	3/2	2/3	0/3	5	9	35.71%
NSW E	Bernard Kuiper	2/3	3/2			3/0	3/1	3/1	3/1	3/1	3/0	2/3	0/3	3/2	3/2	0/3	0/3	9	5	64.29%
	Robert Ly	2/3	3/2			3/0	3/1	0/3	1/3	3/0	2/3	0/3	0/3	2/3	3/1	0/3	0/3	5	9	35.71%
NSW F	Guenter Arndt	0/3	0/3	0/3	0/3			0/3	0/3	3/0	0/3	0/3	0/3	0/3	1/3	0/3	0/3	1	13	7.14%
	Peter Chung	0/3	0/3	1/3	1/3			0/3	1/3	3/2	1/3	1/3	0/3	1/3	2/3	0/3	0/3	1	13	7.14%
NT	Jose Abrantes	0/3	3/0	1/3	3/0	3/0	3/0			3/0	3/1	1/3	2/3	3/0	3/0	3/1	0/3	9	5	64.29%
	Thong Teck Lee	3/1	3/1	1/3	3/1	3/0	3/1			3/0	3/0	2/3	0/3	3/1	3/0	1/3	0/3	9	5	64.29%
Pres	Jim Findley	0/3	0/3	1/3	0/3	0/3	2/3	0/3	0/3			1/3	0/3	0/3	3/2	0/3	0/3	1	13	7.14%
	Peter Muller	0/3	3/0	0/3	3/2	3/0	3/1	1/3	0/3			0/3	0/3	1/3	2/3	0/3	0/3	4	10	28.57%
QLD	Harry Bligh	3/1	3/2	3/2	3/0	3/0	3/1	3/1	3/2	3/1	3/0			3/0	3/0	0/3	1/3	12	2	85.71%
	Kenneth Hay	3/0	3/0	3/0	3/0	3/0	3/0	3/2	3/0	3/0	3/0			3/1	3/0	0/3	0/3	12	2	85.71%
SA	David McCloughry	0/3	1/3	2/3	3/2	3/0	3/1	0/3	1/3	3/0	3/1	0/3	1/3			0/3	0/3	5	9	35.71%
	Allan Richards	2/3	2/3	2/3	1/3	3/1	3/2	0/3	0/3	2/3	3/2	0/3	0/3			0/3	0/3	3	11	21.43%
VIC	Igor Klaf	3/0	3/2	3/0	3/0	3/0	3/0	1/3	3/1	3/0	3/0	3/0	3/0	3/0	3/0			13	1	92.86%
	Buddy Reid	3/0	3/0	3/0	3/0	3/0	3/0	3/0	3/0	3/0	3/0	3/1	3/0	3/0	3/0			14	0	100.00%