

2024 National Veterans Championships

Ken Cole Trophy

Mick Wright

VIC

2024 National Veterans Championships

Ken Cole Trophy

Mick Wright

VIC

2024 National Veterans Championships

2024 National Veterans Championships Order of Merit

Over 30 Men

1	Anthony Doldo	SA
2	Craig Carter	VIC
3	Rhys Thomas	VIC
4	Sam Palmer	VIC
5	Mark Page	NZL
6	Xibei Bell Jia	TAS
7	Barry Griffiths	NZL
8	Joshua Ashley	TAS
9	Paton Wilson	SA
10	Benjamin J Taylor	VIC

Over 40 Men

1	Simon Johnson	VIC
2	Zankar Pandya	VIC
3	Paul Glassenbury	SA
4	Duy Andy Nguyen	QLD
5	Venkat Vangaveti	QLD
6	John Ngo	NSW
7	Alan Yeung	NSW
8	Frank Ford	SA
9	Stuart Armstrong	NZL
10	Richard Weaver	SA

Over 50 Women

1	Helen Barnett	QLD
2	Christina Xiong	VIC
3	Aviva Brindley	VIC
4	Susanne Alexandersson	QLD
5	Rosalie Brooks	QLD
6	Melisa Ball	VIC
7	Allison Flood	NSW
8	Liming Karen Fan	NSW
9	Melissa Nottle	SA
10	Qi Li	QLD

Over 60 Women

1	Clare Owen	QLD
2	Belgin Bennett	VIC
3	Jie Jeanine Zhang	NSW
4	Sarah Sandley	SA
5	Tutty Tanfana	NZL
6	Judy Blackburn	TAS
7	Irina Sakova	TAS
8	Beverley Clackson	NSW
9	Debbie Wilson	VIC
10	Lynette Buckby	SA

Over 30 Women

1	Ing Hung Stephy Ngu	SA
2	Beck Bennett	WA
3	Siew Yi Ngu	SA
4	Maha Saad	NSW
5	Lydia Liu	VIC
6	Jeraine Sebastian	QLD
7	Cheryl Huang	VIC
8	Pippa-Louise Trass	QLD
9	Karen Pon	WA
10	Chavindhya De Silva	WA

Over 50 Men

1	Paul Langley	SA
2	Hoa Ngo	NZL
3	David Segal	VIC
4	Michael Zhang	SA
5	Michael Bowrey	ACT
6	Anthony Jeffress	QLD
7	Eric Hsiao	QLD
8	Alexandre Vong	NSW
9	Mohammad Azimi	NSW
10	Herijanto Najan	NSW

Over 60 Men

1	Sharad Pandit	SA
2	Peter Krigovsky	NSW
3	Bill Robson	NSW
4	David Brand	VIC
5	Kevin Malyschko	SA
6	Michael Pilottos	NSW
7	Jan Alexandersson	QLD
8	Adrien Shnier	VIC
9	Robert Huang	VIC
10	Anthony Johnston	WA

Over 65 Men

1	Craig Campbell	WA
2	Trevor Walker	SA
3	Brian Berry	VIC
4	Li Jiang Yang	NSW
5	Herman Pekel	VIC
6	Chee Yow	NSW
7	Anthony Kwok	NSW
8	Philip Ranger	WA
9	George Abdilla	SA
10	Michael Colbourn	TAS

2024 National Veterans Championships

2024 National Veterans Championships Order of Merit

Over 65 Women

1	Nanako Nomura	WA
2	Cath Mowbray	VIC
3	Mary Dombrose	WA
4	Desley Payne	QLD
5	Karen Bernard-Mills	QLD
6	Willa Yu	VIC

Over 70 Men

1	Chau-Hung James Wong	NSW
2	Cyrus Pestonji	NSW
3	Paul Pinkewich	NSW
4	Ellman Lee	NSW
5	Gary Walmsley	QLD
6	John Sherriff	QLD
7	Hans Wetsteyn	WA
8	Brian Wiese	NSW
9	Michael Dombrose	WA
10	Ian Finlay	NSW

Over 70 Women

1	Elfrida Kalich	NT
2	Judy James	VIC
3	Kim Holcomb	TAS
4	Lorraine Baker	SA
5	Anne Bellion	VIC
6	Joylene Morgan	NSW

Over 75 Men

1	Thomas Samuelsson	QLD
2	William Weinstock	NZL
3	Martin Solomons	QLD
4	Ken Mason	TAS
5	Geoff Haby	SA

Over 75 Women

1	Tanya Sulimova	NZL
2	Rosemarie Veerhuis	NSW
3	Jennifer Aduckiewicz	NSW
4	Val Beaver	NZL
5	Rosemary Towers	NSW
6	Honey Pannewig	SA
7	Julie Coombes	SA
8	Averil Roberts	NZL
9	Gwenda Rapley	SA
10	Lenore Roder	SA

Over 80 Men

1	Inh Van Le	NSW
2	Mick Wright	VIC
3	Igor Klaf	VIC
4	Calvin Law	NSW
5	Kenneth Hay	QLD
6	Thong Teck Lee	NT
7	Jose Abrantes	NT
8	Jeff Chen	QLD
9	Dong Hao Ma	NSW
10	Harold Bligh	QLD

Over 80 Women

1	Julie Coombes	SA
2	Kathleen Webber	NSW
3	Gwenda Rapley	SA


2024 National Veterans Championships

2024 National Veterans Championships Best Player Award

<u>Over 30 Men</u>	Anthony Doldo
<u>Over 30 Women</u>	Ing Hung Stephy Ngu
<u>Over 40 Men</u>	Simon Johnson
<u>Over 40 Women</u>	Beck Bennett
<u>Over 50 Men</u>	Paul Langley
<u>Over 50 Women</u>	Helen Barnett
<u>Over 60 Men</u>	Sharad Pandit
<u>Over 60 Women</u>	Sarah Sandley
<u>Over 65 Men</u>	Trevor Walker
<u>Over 65 Women</u>	Irina Sakova
<u>Over 70 Men</u>	Chau-Hung James Wong
<u>Over 70 Women</u>	Elfrida Kalich
<u>Over 75 Men</u>	Thomas Samuelsson
<u>Over 75 Women</u>	Tanya Sulimova
<u>Over 80 Men</u>	Inh Van Le
<u>Over 80 Women</u>	Julie Coombes
<u>Over 85 Men</u>	Igor Klaf

2024 National Veterans Championships

Over 30 Men's Singles



2024 National Veterans Championships

Over 30 Men's Singles

Group A

NAME	Vong	Dobrovic	Taragi	Sharma	Win	Lose	Pos
Alexandre Vong (NSW)		6,3,5	4,3,3	5,4,3	3	0	1
Christopher Dobrovic (VIC)	0-3		1,-6,-7,10,7	4,5,11	2	1	2
Monil Taragi (TAS)	0-3	2-3		7,-9,6,8	1	2	3
Puneet Sharma (WA)	0-3	0-3	1-3		0	3	4

Group B

NAME	Carter	Boguslavsky	Kiani Ghalehsardi	Mills	Win	Lose	Pos
Craig Carter (VIC)		6,7,9	6,7,8	7,5,7	3	0	1
Miron Boguslavsky (QLD)	0-3		4,5,5	3,6,11	2	1	2
Babak Kiani Ghalehsardi (NSW)	0-3	0-3		10,12,9	1	2	3
Simon Mills (ACT)	0-3	0-3	0-3		0	3	4

Group C

NAME	Thomas	Ashley	Kumar	Cummings	Win	Lose	Pos
Rhys Thomas (VIC)		5,8,-10,4	5,8,7	5,4,2	3	0	1
Joshua Ashley (TAS)	1-3		12,12,6	4,8,7	2	1	2
Krishna Kumar (SA)	0-3	0-3		6,2,8	1	2	3
Ben Cummings (NZL)	0-3	0-3	0-3		0	3	4

Group D

NAME	Pandya	Weaver	Serra Gageiro	Fracalossi	Win	Lose	Pos
Zankar Pandya (VIC)		4,6,5	11,-6,4,6	4,8,1	3	0	1
Richard Weaver (SA)	0-3		-6,3,10,7	7,7,10	2	1	2
Goncalo Serra Gageiro (QLD)	1-3	1-3		4,10,5	1	2	3
Daniel Fractalossi (TAS)	0-3	0-3	0-3		0	3	4

Group E

NAME	Doldo	Warr	Khayati	Garcia Trujillo	Win	Lose	Pos
Anthony Doldo (SA)		7,6,8	4,2,5	4,1,4	3	0	1
Stephen Warr (VIC)	0-3		8,9,10	3,7,8	2	1	2
Saeed Khayati (NSW)	0-3	0-3		8,-5,11,9	1	2	3
Samuel David Garcia Trujillo (ACT)	0-3	0-3	1-3		0	3	4

Group F

NAME	Johnson	Bo	Taranto	Paradowski	Win	Lose	Pos
Simon Johnson (VIC)		11,3,-9,7	4,4,6	2,6,3	3	0	1
Tony Bo (NSW)	1-3		2,6,9	9,11,4	2	1	2
Damian Taranto (VIC)	0-3	0-3		-10,-7,-3	0	3	4
Leo Paradowski (WA)	0-3	0-3	3-0		1	2	3

Group G

NAME	Palmer	Ngo	Nguyen	Cooper	Win	Lose	Pos
Sam Palmer (VIC)		6,6,8	3,7,6	1,8,3	3	0	1
John Ngo (NSW)	0-3		-9,-5,9,7,8	9,6,1	2	1	2
Chau Nguyen (VIC)	0-3	2-3		7,12,9	1	2	3
Nigel Cooper (SA)	0-3	0-3	0-3		0	3	4

2024 National Veterans Championships

Over 30 Men's Singles

Group H

NAME	Page	Wong	Chan	Wei	Win	Lose	Pos
Mark Page (NZL)		Walkover	4,5,2	1,4,7	3	0	1
Jacky Wong (NSW)	Forfeit		Forfeit	Forfeit	0	3	
John Chan (VIC)	0-3	Walkover		9,12,-7,-8,8	2	1	2
Yu Wei (WA)	0-3	Walkover	2-3		1	2	3

Group J

NAME	Nguyen	Pearce	Hadad	Amin	Win	Lose	Pos
Duy Andy Nguyen (QLD)		Forfeit	Forfeit	Forfeit	0	3	
Frank Pearce (VIC)	Walkover		7,8,5	3,9,4	3	0	1
Amir Hadad (ACT)	Walkover	0-3		-17,-9,8,8,-9	1	2	3
Mahfuzul Amin (SA)	Walkover	0-3	3-2		2	1	2

Group K

NAME	Jia	Glassenbury	White	Xu	Win	Lose	Pos
Xibei Bell Jia (TAS)		-9,11,8,-8,4	9,3,-7,6	6,6,6	3	0	1
Paul Glassenbury (SA)	2-3		-10,-8,9,10,8	7,9,5	2	1	2
Carey White (VIC)	1-3	2-3		6,10,7	1	2	3
Jie Xu (QLD)	0-3	0-3	0-3		0	3	4

Group L


NAME	Vangaveti	Vergara Iregui	Wilson	Wright	Win	Lose	Pos
Venkat Vangaveti (QLD)		12,7,5	-7,5,6,7	6,-5,5,3	3	0	1
Jairo Andres Vergara Iregui (VIC)	0-3		1,-11,7,-9,-6	-8,8,6,4	1	2	3
Paton Wilson (SA)	1-3	3-2		9,7,3	2	1	2
John Wright (VIC)	1-3	1-3	0-3		0	3	4

Group M

NAME	Taylor	Mias	Glynn	Pham	Win	Lose	Pos
Benjamin J Taylor (VIC)		-4,-9,3,-9	5,6,5	7,8,5	2	1	2
Pascal Mias (NSW)	3-1		13,8,-9,1	7,7,5	3	0	1
Mark D Glynn (VIC)	0-3	1-3		13,8,6	1	2	3
Vu Pham (ACT)	0-3	0-3	0-3		0	3	4

2024 National Veterans Championships

Over 30 Women's Singles



2024 National Veterans Championships

Over 30 Women's Singles

Group A

NAME	Ng	Karimi	Trass	Huxtable	Win	Lose	Pos
Ing Hung Stephy Ngu (SA)		3,3,5	-5,-9,3,7,6	4,2,2	3	0	1
Forough Karimi (NSW)	0-3		-11,4,5,-7,-9	5,7,6	1	2	3
Pippa-Louise Trass (QLD)	2-3	3-2		4,7,3	2	1	2
Claire Huxtable (TAS)	0-3	0-3	0-3		0	3	4

Group B

NAME	Bennett	Sebastian	Poh	Shaughnessy	Win	Lose	Pos
Beck Bennett (WA)		8,6,-9,3	3,4,6	3,4,3	3	0	1
Jeraine Sebastian (QLD)	1-3		5,-10,7,-10,-5	3,5,9	1	2	2
Sara Poh (TAS)	0-3	3-2		-11,-9,-7	1	2	4
Kelly Shaughnessy (SA)	0-3	0-3	3-0		1	2	3

Group C

NAME	Ng	Gong	Hives	Li	Win	Lose	Pos
Siew Yi Ngu (SA)		-10,6,10,5	3,4,6	-9,6,5,3	3	0	1
Celine Gong (NSW)	1-3		5,3,10	4,8,5	2	1	2
Shantelle Hives (VIC)	0-3	0-3		-7,-4,8,9,-6	0	3	4
Sarah Li (WA)	1-3	0-3	3-2		1	2	3

Group D

NAME	Saad	Pon	Fernando	Nicholson	Win	Lose	Pos
Maha Saad (NSW)		7,5,5	6,8,8	6,3,6	3	0	1
Karen Pon (WA)	0-3		3,6,8	2,5,5	2	1	2
Anushka Fernando (VIC)	0-3	0-3		6,-7,-4,11,4	1	2	3
Andrea Nicholson (QLD)	0-3	0-3	2-3		0	3	4

Group E

NAME	Liu	De Silva	Fracalossi	Sunley	Win	Lose	Pos
Lydia Liu (VIC)		11,7,9	3,7,5	2,-9,7,5	3	0	1
Chavindhya De Silva (WA)	0-3		9,4,9	7,9,8	2	1	2
Sally Fracalossi (TAS)	0-3	0-3		6,9,2	1	2	3
Hannah Sunley (QLD)	1-3	0-3	0-3		0	3	4


Last Updated: September 19, 2024 11:10 AM

2024 National Veterans Championships

Over 30 Men's Doubles

SEEDS

- 1 C Carter/S Palmer (VIC)
- 2 Z Pandya/S Johnson (VIC)
- 3 A Vong/P Mias (NSW)
- 4 A Doldo/R Weaver (SA)

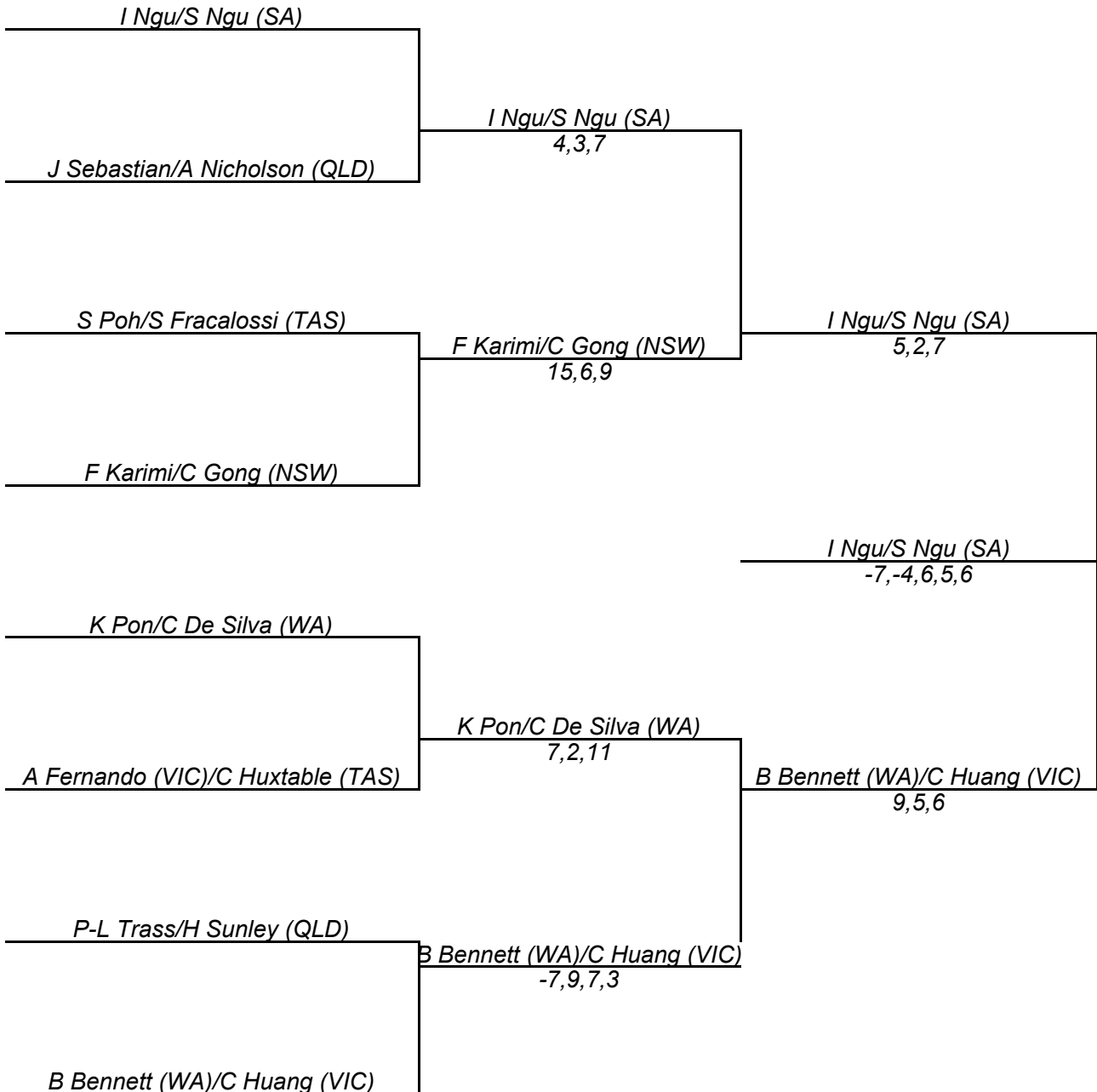


2024 National Veterans Championships

Over 30 Women's Doubles

SEEDS

- 1 I Ngu/S Ngu (SA)
- 3 K Pon/C De Silva (WA)
- 4 F Karimi/C Gong (NSW)




2024 National Veterans Championships

Over 30 Mixed Doubles

SEEDS


- 1 C Carter/C Huang (VIC)
- 2 B Griffiths (NZL)/B Bennett (WA)
- 3 A Doldo/I Ngu (SA)
- 4 S Johnson/L Liu (VIC)



2024 National Veterans Championships

Over 40 Men's Singles


TOP HALF



2024 National Veterans Championships

Over 40 Men's Singles

BOTTOM HALF



2024 National Veterans Championships

Over 40 Men's Singles

Group A

NAME	Langley	Chan	Cunningham		Win	Lose	Pos
Paul Langley (SA)		3,10,4	8,4,2		2	0	1
John Chan (VIC)	0-3		6,11,3		1	1	2
Mark Cunningham (TAS)	0-3	0-3			0	2	3

Group B

NAME	Vong	Kempton	Hee		Win	Lose	Pos
Alexandre Vong (NSW)		6,7,3	6,2,4		2	0	1
Rod Kempton (VIC)	0-3		-7,7,-5,7,-9		0	2	3
Rodney Hee (NT)	0-3	3-2			1	1	2

Group C

NAME	Pandya	Trass	Kumar	Cummings	Win	Lose	Pos
Zankar Pandya (VIC)		9,8,4	5,3,9	3,8,2	3	0	1
Kallum Trass (QLD)	0-3		4,6,9	7,4,3	2	1	2
Ravinder Kumar (NSW)	0-3	0-3		5,-10,-4,-9	0	3	4
Ben Cummings (NZL)	0-3	0-3	3-1		1	2	3

Group D

NAME	Johnson	Kiani Ghalehsardi	Miller	Aziz	Win	Lose	Pos
Simon Johnson (VIC)		5,-8,6,-10,-8	6,9,3	Walkover	2	1	1
Babak Kiani Ghalehsardi (NSW)	3-2		9,-7,-9,6,-4	Walkover	2	1	2
Rob Miller (TAS)	0-3	3-2		Walkover	2	1	3
Rashed Aziz (QLD)	Forfeit	Forfeit	Forfeit		0	3	

Group E

NAME	Dye	Griffiths	Gray	Scanlan	Win	Lose	Pos
Craig Dye (NZL)		9,-1,8,11	9,6,7	4,3,3	3	0	1
John Griffiths (VIC)	1-3		7,-5,9,-9,7	6,5,4	2	1	2
Scott Gray (SA)	0-3	2-3		6,7,4	1	2	3
Chris Scanlan (TAS)	0-3	0-3	0-3		0	3	4

Group F

NAME	Nguyen	Yeung	Beg	Wicks	Win	Lose	Pos
Duy Andy Nguyen (QLD)		Forfeit	Forfeit	Forfeit	0	3	
Alan Yeung (NSW)	Walkover		8,-7,-8,11,3	5,1,5	3	0	1
M Kaunain Beg (VIC)	Walkover	2-3		5,5,-9,6	2	1	2
Sean Wicks (TAS)	Walkover	0-3	1-3		1	2	3

Group G

NAME	Ngo	Prince	Iqbal	Richards	Win	Lose	Pos
Hoa Ngo (NZL)		-6,7,6	7,-8,8,3	7,13,6	3	0	1
Chris Prince (SA)	1-3		9,2,-12,-10,-9	3,6,3	1	2	3
Rehan Iqbal (VIC)	1-3	3-2		13,-9,-8,5,7	2	1	2
Robert Richards (QLD)	0-3	0-3	2-3		0	3	4

2024 National Veterans Championships

Over 40 Men's Singles

Group H

NAME	Segal	Kumar	Kulkarni	Mills	Win	Lose	Pos
David Segal (VIC)		10,-5,-4,6,8	Walkover	6,7,3	3	0	1
Krishna Kumar (SA)	2-3		Walkover	6,1,1	2	1	2
Santosh Kulkarni (NSW)	Forfeit	Forfeit		Forfeit	0	3	
Simon Mills (ACT)	0-3	0-3	Walkover		1	2	3

Group J

NAME	Vangaveti	Antoniou	Carlson	Armstrong	Win	Lose	Pos
Venkat Vangaveti (QLD)		2,4,8	9,2,4	5,6,9	3	0	1
Peter Antoniou (VIC)	0-3		2,7,4	-9,10,12,4	2	1	2
Scott Carlson (TAS)	0-3	0-3		-8,7,4,-11,-5	0	3	4
Russell Armstrong (NZL)	0-3	1-3	3-2		1	2	3

Group K

NAME	Bowrey	Boguslavsky	Donachie	Sharma	Win	Lose	Pos
Michael Bowrey (ACT)		6,-9,6,-4,-9	5,3,9	11,2,5	2	1	2
Miron Boguslavsky (QLD)	3-2		8,5,5	4,6,0	3	0	1
John Donachie (VIC)	0-3	0-3		-11,-7,-7	0	3	4
Puneet Sharma (WA)	0-3	0-3	3-0		1	2	3

Group L

NAME	Tran	Li	Amin	Zayzon	Win	Lose	Pos
Jason Tran (VIC)		14,8,-6,5	8,5,6	5,8,8	3	0	1
Jack Li (NZL)	1-3		9,6,7	9,5,4	2	1	2
Mahfuzul Amin (SA)	0-3	0-3		-6,-7,10,7,6	1	2	3
Frank Zayzon (NSW)	0-3	0-3	2-3		0	3	4

Group M

NAME	Mias	De Zwart	Xu	Jones	Win	Lose	Pos
Pascal Mias (NSW)		-9,-8,9,9,6	4,7,4	8,-9,6,3	3	0	1
Andrew De Zwart (VIC)	2-3		3,2,-8,6	5,4,9	2	1	2
Jie Xu (QLD)	0-3	1-3		-7,1,-9,11,6	1	2	3
Rod Jones (TAS)	1-3	0-3	2-3		0	3	4

Group N

NAME	Najan	Glynn	Hadad	Cooper	Win	Lose	Pos
Herijanto Najan (NSW)		7,-8,7,1	8,7,-10,7	9,8,5	3	0	1
Mark D Glynn (VIC)	1-3		-8,4,6,2	-5,7,4,5	2	1	2
Amir Hadad (ACT)	1-3	1-3		7,4,9	1	2	3
Nigel Cooper (SA)	0-3	1-3	0-3		0	3	4

Group P

NAME	Ngo	Weaver	Taheri	Wei	Win	Lose	Pos
John Ngo (NSW)		4,2,5	8,5,5	8,8,3	3	0	1
Richard Weaver (SA)	0-3		11,11,11	6,-7,10,9	2	1	2
Dr Ali Taheri (VIC)	0-3	0-3		11,-5,-4,-8	0	3	4
Yu Wei (WA)	0-3	1-3	3-1		1	2	3

2024 National Veterans Championships

Over 40 Men's Singles

Group Q

NAME	Pearce	Li	Khayati	Bowrey	Win	Lose	Pos
Frank Pearce (VIC)		6,7,3	6,-9,7,10	4,8,6	3	0	1
Jun Kenny Li (NZL)	0-3		-8,9,-4,-7	-10,-9,-9	0	3	4
Saeed Khayati (NSW)	1-3	3-1		0,6,7	2	1	2
Graham Bowrey (ACT)	0-3	3-0	0-3		1	2	3

Group R

NAME	Glassenbury	Azimi	Faulkner	Taranto	Win	Lose	Pos
Paul Glassenbury (SA)		5,6,5	2,2,3	5,7,6	3	0	1
Mohammad Azimi (NSW)	0-3		5,9,13	8,10,1	2	1	2
John Faulkner (TAS)	0-3	0-3		-9,-8,6,10,-10	0	3	4
Damian Taranto (VIC)	0-3	0-3	3-2		1	2	3


Group S

NAME	Bo	Zhang	Bhrara	Fitzpatrick	Win	Lose	Pos
Tony Bo (NSW)		6,-3,9,8	5,6,-4,6	Walkover	3	0	1
Michael Zhang (SA)	1-3		-9,3,5,4	Walkover	2	1	2
Raminder Bhrara (ACT)	1-3	1-3		Walkover	1	2	3
Anthony Fitzpatrick (WA)	Forfeit	Forfeit	Forfeit		0	3	

Last Updated: September 19, 2024 4:33 PM

2024 National Veterans Championships

Over 40 Women's Singles



2024 National Veterans Championships

Over 40 Women's Singles

Group A

NAME	Huang	Tran	Trass		Win	Lose	Pos
Cheryl Huang (VIC)		Walkover	7,8,12		2	0	1
Nhien-Nina Tran (WA)	Forfeit		Forfeit		0	2	
Pippa-Louise Trass (QLD)	0-3	Walkover			1	1	2

Group B

NAME	Bennett	Langley	Nguyen	Huxtable	Win	Lose	Pos
Beck Bennett (WA)		5,4,1	Walkover	4,10,3	3	0	1
Claire Langley (SA)	0-3		Walkover	-10,-11,3,4,8	2	1	2
Thi My Phung Mai Nguyen (NSW)	Forfeit	Forfeit		Forfeit	0	3	
Claire Huxtable (TAS)	0-3	2-3	Walkover		1	2	3

Group C

NAME	Nguyen	Brooks	Poh	Wild	Win	Lose	Pos
Siew Yi Ngu (SA)		Walkover	Walkover	6,6,5	3	0	1
Rosalie Brooks (QLD)	Forfeit		No Match	Forfeit	0	2	
Sara Poh (TAS)	Forfeit	No Match		Forfeit	0	2	
Takako Wild (WA)	0-3	Walkover	Walkover		2	1	2

Group D

NAME	Saad	Ball	Jones	Shaughnessy	Win	Lose	Pos
Maha Saad (NSW)		6,5,3	7,9,6	7,9,7	3	0	1
Melisa Ball (VIC)	0-3		11,7,7	3,3,7	2	1	2
Suzie Jones (TAS)	0-3	0-3		9,-8,-8,-8	0	3	4
Kelly Shaughnessy (SA)	0-3	0-3	3-1		1	2	3

Group E

NAME	Brindley	Lin	Alexandersson	Li	Win	Lose	Pos
Aviva Brindley (VIC)		Forfeit	Forfeit	Forfeit	0	3	
Yumin Lin (NZL)	Walkover		6,-11,9,-8,9	10,-7,6,-9,-6	2	1	2
Susanne Alexandersson (QLD)	Walkover	2-3		-10,8,10,-7,-7	1	2	3
Sarah Li (WA)	Walkover	3-2	3-2		3	0	1

Group F


NAME	Liu	Pon	Nottle	Otten	Win	Lose	Pos
Lydia Liu (VIC)		4,8,-8,5	5,10,10	3,6,7	3	0	1
Karen Pon (WA)	1-3		6,8,4	5,8,10	2	1	2
Melissa Nottle (SA)	0-3	0-3		-9,7,-10,8,-8	0	3	4
Denise Otten (TAS)	0-3	0-3	3-2		1	2	3

2024 National Veterans Championships

Over 40 Men's Doubles

SEEDS

- 1 P Langley (SA)/C Dye (NZL)
- 2 Z Pandya/S Johnson (VIC)
- 3 D Nguyen/V Vangaveti (QLD)
- 4 D Segal/J Tran (VIC)
- 5 J Wong/J Ngo (NSW)
- 6 M Bowrey (ACT)/W Ly (NSW)
- 7 P Mias/M Azimi (NSW)
- 8 P Glassenbury/R Weaver (SA)




2024 National Veterans Championships

Over 40 Women's Doubles

SEEDS

- 1 C Huang/L Liu (VIC)
- 3 A Brindley/C Xiong (VIC)
- 4 Y Lin (NZL)/M Ball (VIC)



2024 National Veterans Championships

Over 40 Mixed Doubles

SEEDS


- 1 B Griffiths (NZL)/B Bennett (WA)
- 2 Z Pandya/C Xiong (VIC)
- 3 S Johnson/L Liu (VIC)
- 4 P Mias/M Saad (NSW)
- 5 R Weaver/S Ngu (SA)
- 6 P Langley/C Langley (SA)
- 7 F Pearce (VIC)/K Pon (WA)
- 8 M Boguslavsky/H M Barnett (QLD)



2024 National Veterans Championships

Over 50 Men's Singles


TOP HALF



2024 National Veterans Championships

Over 50 Men's Singles

BOTTOM HALF



2024 National Veterans Championships

Over 50 Men's Singles

Group A

NAME	Griffiths	Yeung	Johnston		Win	Lose	Pos
Barry Griffiths (NZL)		5,3,3	3,3,7		2	0	1
Alan Yeung (NSW)	0-3		-6,4,-5,-7		0	2	3
Anthony Johnston (WA)	0-3	3-1			1	1	2

Group B

NAME	Langley	Kempton	Evans	Kliendienst	Win	Lose	Pos
Paul Langley (SA)		7,4,5	3,4,0	5,3,4	3	0	1
Rod Kempton (VIC)	0-3		-7,-9,-9	6,-8,9,3	1	2	3
Greg Evans (NSW)	0-3	3-0		5,8,5	2	1	2
Todd Kliendienst (ACT)	0-3	1-3	0-3		0	3	4

Group C

NAME	Pandit	Keskin	Beg	Ahel	Win	Lose	Pos
Sharad Pandit (SA)		3,5,-10,5	2,6,5	8,8,5	3	0	1
Mustafa Keskin (NSW)	1-3		2,-7,6,-10,6	2,6,2	2	1	2
M Kaunain Beg (VIC)	0-3	2-3		-7,10,4,5	1	2	3
David Ahel (TAS)	0-3	0-3	1-3		0	3	4

Group D

NAME	Dye	Trass	Antoniou	Bowrey	Win	Lose	Pos
Craig Dye (NZL)		9,3,6	1,4,3	4,4,3	3	0	1
Kallum Trass (QLD)	0-3		6,9,7	2,8,2	2	1	2
Peter Antoniou (VIC)	0-3	0-3		-8,5,7,6	1	2	3
Graham Bowrey (ACT)	0-3	0-3	1-3		0	3	4

Group E

NAME	Segal	Prince	Alexandersson	Jones	Win	Lose	Pos
David Segal (VIC)		6,7,8	9,-7,9,7	4,5,4	3	0	1
Chris Prince (SA)	0-3		3,9,-7,5	9,10,4	2	1	2
Jan Alexandersson (QLD)	1-3	1-3		5,9,5	1	2	3
Rod Jones (TAS)	0-3	0-3	0-3		0	3	4

Group F

NAME	Jeffress	Bricknell	Hee	Zayzon	Win	Lose	Pos
Anthony Jeffress (QLD)		Walkover	5,8,-6,10	6,-5,5,1	3	0	1
Andrew Bricknell (VIC)	Forfeit		Forfeit	Forfeit	0	3	
Rodney Hee (NT)	1-3	Walkover		6,2,10	2	1	2
Frank Zayzon (NSW)	1-3	Walkover	0-3		1	2	3

Group G

NAME	Ngo	Reeves	Donachie	Wicks	Win	Lose	Pos
Hoa Ngo (NZL)		Walkover	7,1,4	2,3,3	3	0	1
Adrian Reeves (WA)	Forfeit		Forfeit	Forfeit	0	3	
John Donachie (VIC)	0-3	Walkover		4,6,9	2	1	2
Sean Wicks (TAS)	0-3	Walkover	0-3		1	2	3

2024 National Veterans Championships

Over 50 Men's Singles

Group H

NAME	Armstrong	Thomson	Iqbal	Coombe	Win	Lose	Pos
Stuart Armstrong (NZL)		8,1,7	5,10,9	4,7,2	3	0	1
Jerrold Thomson (QLD)	0-3		-8,8,9,5	5,3,5	2	1	2
Rehan Iqbal (VIC)	0-3	1-3		5,6,3	1	2	3
David Coombe (TAS)	0-3	0-3	0-3		0	3	4

Group J

NAME	Bowrey	Robbins	Kumar	Richards	Win	Lose	Pos
Michael Bowrey (ACT)		7,-9,6,5	5,4,5	4,3,6	3	0	1
Greg Robbins (VIC)	1-3		5,6,6	5,3,7	2	1	2
Ravinder Kumar (NSW)	0-3	0-3		7,2,5	1	2	3
Robert Richards (QLD)	0-3	0-3	0-3		0	3	4

Group K

NAME	Tran	Chang	Nakazawa	Faulkner	Win	Lose	Pos
Jason Tran (VIC)		7,2,-9,5	7,7,6	1,-8,3,2	3	0	1
Chien-Chung Michael Chang (NZL)	1-3		-9,-7,-5	9,12,3	1	2	3
Shin Nakazawa (NSW)	0-3	3-0		9,11,5	2	1	2
John Faulkner (TAS)	1-3	0-3	0-3		0	3	4

Group L

NAME	Najan	Griffiths	Bhrara	Boeske	Win	Lose	Pos
Herijanto Najan (NSW)		-8,-7,10,-9	8,-7,9,2	4,4,-5,3	2	1	2
John Griffiths (VIC)	3-1		11,9,-4,6	1,3,6	3	0	1
Raminder Bhrara (ACT)	1-3	1-3		5,3,2	1	2	3
Vincent Boeske (QLD)	1-3	0-3	0-3		0	3	4

Group M

NAME	Huang	Mowle	Hansen	Aziz	Win	Lose	Pos
Robert Huang (VIC)		-8,8,4,-6,7	7,10,7	Walkover	3	0	1
Gregory Mowle (ACT)	2-3		-8,7,4,2	Walkover	2	1	2
Henning Paul Hansen (NSW)	0-3	1-3		Walkover	1	2	3
Rashed Aziz (QLD)	Forfeit	Forfeit	Forfeit		0	3	

Group N

NAME	Hsiao	Evans	Carlson	Taheri	Win	Lose	Pos
Eric Hsiao (QLD)		8,-8,-5,2,8	7,7,3	-14,5,4,3	3	0	1
Brett W Evans (NSW)	2-3		4,2,4	2,3,6	2	1	2
Scott Carlson (TAS)	0-3	0-3		-11,-6,-3	0	3	4
Dr Ali Taheri (VIC)	1-3	0-3	3-0		1	2	3

Group P

NAME	Ly	De Zwart	Owen	Fitzpatrick	Win	Lose	Pos
Walter Ly (NSW)		Forfeit	Forfeit	Walkover	1	2	3
Andrew De Zwart (VIC)	Walkover		11,7,5	Walkover	3	0	1
Warren Owen (QLD)	Walkover	0-3		Walkover	2	1	2
Anthony Fitzpatrick (WA)	Forfeit	Forfeit	Forfeit		0	3	

2024 National Veterans Championships

Over 50 Men's Singles

Group Q

NAME	Shnier	Liu	Shimmin-Clarke	Armstrong	Win	Lose	Pos
Adrien Shnier (VIC)		-8,-10,7,-6	8,8,6	5,11,4	2	1	2
Waver Liu (NSW)	3-1		6,3,7	4,7,6	3	0	1
Barry Shimmin-Clarke (QLD)	0-3	0-3		5,-9,-12,-7	0	3	4
Russell Armstrong (NZL)	0-3	0-3	3-1		1	2	3

Group R

NAME	Zhang	Li	Clackson	Gillard	Win	Lose	Pos
Michael Zhang (SA)		6,9,9	4,6,9	4,6,10	3	0	1
Jun Kenny Li (NZL)	0-3		9,7,8	1,6,5	2	1	2
David Clackson (NSW)	0-3	0-3		7,7,3	1	2	3
David Gillard (QLD)	0-3	0-3	0-3		0	3	4

Group S

NAME	Azimi	Li	Gunn	Tyas	Win	Lose	Pos
Mohammad Azimi (NSW)		6,7,11	9,8,4	Walkover	3	0	1
Jack Li (NZL)	0-3		4,9,-10,-4,6	Walkover	2	1	2
Gordon Gunn (VIC)	0-3	2-3		Walkover	1	2	3
Robbie Tyas (SA)	Forfeit	Forfeit	Forfeit		0	3	


Group T

NAME	Nguyen	May	Siu	Scanlan	Win	Lose	Pos
Nghi Thanh Nguyen (SA)		8,-8,-6,6,-4	-10,6,-7,-13	7,4,2	1	2	3
Darin May (QLD)	3-2		8,5,7	6,5,3	3	0	1
Clement Siu (NSW)	3-1	0-3		3,-10,4,3	2	1	2
Chris Scanlan (TAS)	0-3	0-3	1-3		0	3	4

Last Updated: September 19, 2024 9:12 PM

2024 National Veterans Championships

Over 50 Women's Singles



2024 National Veterans Championships

Over 50 Women's Singles

Group A

NAME	Sandley	Pinkewich	Pham		Win	Lose	Pos
Sarah Sandley (SA)		6,3,8	2,3,7		2	0	1
Marie Pinkewich (NSW)	0-3		4,-6,-9,5,2		1	1	2
Kathy Pham (QLD)	0-3	2-3			0	2	3

Group B

NAME	Bennett	Alexandersson	Norton		Win	Lose	Pos
Belgin Bennett (VIC)		5,6,-8,-7,-9	4,8,5		1	1	2
Susanne Alexandersson (QLD)	3-2		7,5,-4,-9,7		2	0	1
Laurette Norton (SA)	0-3	2-3			0	2	3

Group C

NAME	Xiong	Jones	Nguyen	Granger-Brown	Win	Lose	Pos
Christina Xiong (VIC)		4,5,-9,5	5,8,2	4,1,1	3	0	1
Suzie Jones (TAS)	1-3		-6,-9,11,-5	5,7,2	1	2	3
Thi My Phung Mai Nguyen (NSW)	0-3	3-1		7,9,6	2	1	2
Lorraine Granger-Brown (QLD)	0-3	0-3	0-3		0	3	4

Group D

NAME	Brindley	Li	Joy	Wild	Win	Lose	Pos
Aviva Brindley (VIC)		-9,5,7,9	8,5,7	-11,6,3,6	3	0	1
Qi Li (QLD)	1-3		9,9,6	5,8,6	2	1	2
Ann Joy (NSW)	0-3	0-3		5,-9,-9,11,7	1	2	3
Takako Wild (WA)	1-3	0-3	2-3		0	3	4

Group E

NAME	Barnett	Tran	Hope	Fernandez	Win	Lose	Pos
Helen Barnett (QLD)		Walkover	6,6,4	2,5,8	3	0	1
Nhien-Nina Tran (WA)	Forfeit		Forfeit	4,-10,8,5	1	2	4
Diane Hope (TAS)	0-3	Walkover		-12,-3,-8	1	2	3
Agatha Fernandez (VIC)	0-3	1-3	3-0		1	2	2

Group F

NAME	Han	Flood	Nottle	Abbott	Win	Lose	Pos
Feng Charmaine Han (TAS)		6,9,-9,6	7,-10,8,10	7,9,6	3	0	1
Allison Flood (NSW)	1-3		-10,2,9,11	2,7,5	2	1	2
Melissa Nottle (SA)	1-3	1-3		4,-8,5,3	1	2	3
Donna Abbott (QLD)	0-3	0-3	1-3		0	3	4

Group G

NAME	Ball	Brooks	Otten	Lee	Win	Lose	Pos
Melisa Ball (VIC)		5,8,1	2,4,8	5,6,8	3	0	1
Rosalie Brooks (QLD)	0-3		6,2,6	8,8,9	2	1	2
Denise Otten (TAS)	0-3	0-3		-5,-3,10,-10	0	3	4
Jane Lee (QLD)	0-3	0-3	3-1		1	2	3

Group H

NAME	Lin	Langley	Sheridan	Cong	Win	Lose	Pos
Yumin Lin (NZL)		Walkover	-8,-8,-4	2,7,2	2	1	2
Claire Langley (SA)	Forfeit		Forfeit	Forfeit	0	3	
Anne Sheridan (QLD)	3-0	Walkover		6,9,4	3	0	1
Helen Cong (VIC)	0-3	Walkover	0-3		1	2	3

2024 National Veterans Championships

Over 50 Men's Doubles

SEEDS

- 1 P Langley/S Pandit (SA)
- 2 D Segal/A Shnier (VIC)
- 3 J Tran/R Huang (VIC)
- 4 M Bowrey (ACT)/W Ly (NSW)
- 5 A Jeffress/D May (QLD)
- 6 H Najan/M Azimi (NSW)
- 7 C Dye/G Davey (NZL)
- 8 B Evans/M Pilottos (NSW)




2024 National Veterans Championships

Over 50 Women's Doubles

SEEDS

- 1 A Brindley/C Xiong (VIC)
- 2 S Sandley (SA)/R Brooks (QLD)
- 3 T Tanfana/Y Lin (NZL)
- 4 B L Bennett (VIC)/L Buckby (SA)




2024 National Veterans Championships

Over 50 Mixed Doubles


SEEDS

- 1 S Pandit/S Sandley (SA)
- 2 D Brand/C Xiong (VIC)
- 3 H Najan/B Clackson (NSW)
- 4 P Langley/C Langley (SA)
- 5 A Jeffress/C Owen (QLD)
- 6 D May/H M Barnett (QLD)
- 7 G Robbins/A Brindley (VIC)
- 8 C J Campbell/N Tran (WA)



2024 National Veterans Championships

Over 60 Men's Singles



2024 National Veterans Championships

Over 60 Men's Singles

Group A

NAME	Griffiths	Alexandersson	Evans		Win	Lose	Pos
Barry Griffiths (NZL)		2,7,7	2,3,6		2	0	1
Jan Alexandersson (QLD)	0-3		7,10,9		1	1	2
Greg Evans (NSW)	0-3	0-3			0	2	3

Group B

NAME	Robson	Tjoe	Davey		Win	Lose	Pos
Bill Robson (NSW)		5,5,1	2,3,3		2	0	1
Vincent Tjoe (QLD)	0-3		7,-8,10,-8,-8		0	2	3
Gregg Davey (NZL)	0-3	3-2			1	1	2

Group C

NAME	Brand	Yow	Johnston	Boeske	Win	Lose	Pos
David Brand (VIC)		6,2,1	9,3,6	6,5,3	3	0	1
Chee Yow (NSW)	0-3		-7,-4,-6	6,7,2	1	2	3
Anthony Johnston (WA)	0-3	3-0		4,7,5	2	1	2
Vincent Boeske (QLD)	0-3	0-3	0-3		0	3	4

Group D

NAME	Pandit	Ranger	Hansen	Gillard	Win	Lose	Pos
Sharad Pandit (SA)		11,3,-8,3	4,7,11	10,6,5	3	0	1
Philip Ranger (WA)	1-3		-9,5,5,10	5,7,3	2	1	2
Henning Paul Hansen (NSW)	0-3	1-3		1,2,3	1	2	3
David Gillard (QLD)	0-3	0-3	0-3		0	3	4

Group E

NAME	Krigovsky	Bricknell	Dao	Swanton	Win	Lose	Pos
Peter Krigovsky (NSW)		Walkover	2,6,4	7,1,0 (U)	3	0	1
Andrew Bricknell (VIC)	Forfeit		Forfeit	Forfeit	0	3	
Vinh Duc Tony Dao (NSW)	0-3	Walkover		-11,-5,-4	1	2	3
David Swanton (ACT)	0-3 (U)	Walkover	3-0		2	1	2

Group F

NAME	Campbell	Hall	Harper	Sumeghy	Win	Lose	Pos
Craig Campbell (WA)		9,7,6	6,4,7	3,6,3	3	0	1
Mark Hall (VIC)	0-3		-3,9,7,-8,-7	7,8,2	1	2	3
Bryan Harper (ACT)	0-3	3-2		7,8,-10,-4,4	2	1	2
Nick Sumeghy (NSW)	0-3	0-3	2-3		0	3	4

Group G

NAME	Jiang	Reeves	Nakazawa	Muller	Win	Lose	Pos
Yuliang Jiang (NZL)		Walkover	8,10,4	3,10,7	3	0	1
Adrian Reeves (WA)	Forfeit		Forfeit	Forfeit	0	3	
Shin Nakazawa (NSW)	0-3	Walkover		4,6,6	2	1	2
Marshall Muller (QLD)	0-3	Walkover	0-3		1	2	3

2024 National Veterans Championships

Over 60 Men's Singles

Group H

NAME	Armstrong	Keskin	Shimmin-Clarke	Bruton	Win	Lose	Pos
Stuart Armstrong (NZL)		5,6,7	10,7,5	1,3,7	3	0	1
Mustafa Keskin (NSW)	0-3		6,6,3	5,3,1	2	1	2
Barry Shimmin-Clarke (QLD)	0-3	0-3		9,1,8	1	2	3
Stephen Bruton (NSW)	0-3	0-3	0-3		0	3	4

Group J

NAME	Malyschko	Siu	Websdale	Gow	Win	Lose	Pos
Kevin Malyschko (SA)		6,6,6	7,3,2	6,7,4	3	0	1
Clement Siu (NSW)	0-3		Walkover	2,3,4	2	1	2
Phillip Websdale (VIC)	0-3	Forfeit		8,7,-11,-8,-8	0	3	4
Bruce Gow (NSW)	0-3	0-3	3-2		1	2	3

Group K

NAME	Walker	Zhao	Kumar	Nham	Win	Lose	Pos
Trevor Walker (SA)		-10,8,5,6	4,6,10	9,5,10	3	0	1
James Zhao (NSW)	1-3		5,-9,4,-7,4	7,-4,6,2	2	1	2
David Kumar (VIC)	0-3	2-3		8,7,-6,-8,-7	0	3	4
Binh Hien Nham (NSW)	0-3	1-3	3-2		1	2	3

Group L

NAME	Huang	Kwok	Yong	Ahel	Win	Lose	Pos
Robert Huang (VIC)		-10,-7,9,-4	5,8,6	7,5,8	2	1	2
Anthony Kwok (NSW)	3-1		10,2,9	4,2,3	3	0	1
Thain Chai Yong (WA)	0-3	0-3		3,5,5	1	2	3
David Ahel (TAS)	0-3	0-3	0-3		0	3	4

Group M

NAME	Shnier	Chang	Clackson	Foss	Win	Lose	Pos
Adrien Shnier (VIC)		-9,7,-7,4,-7	6,5,8	-8,5,3,3	2	1	2
Chien-Chung Michael Chang (NZL)	3-2		-8,-7,2,7,-6	7,8,-14,8	2	1	1
David Clackson (NSW)	0-3	3-2		-7,-8,5,9,-8	1	2	4
Charles Foss (WA)	1-3	1-3	3-2		1	2	3

Group N

NAME	Liu	Hoolihan	Bozelle	Horton	Win	Lose	Pos
Waver Liu (NSW)		-8,8,-8,6,-8	-9,4,9,4	3,11,8	2	1	2
Neil Stephen Hoolihan (NZL)	3-2		3,9,5	-9,5,8,8	3	0	1
Robert Bozelle (VIC)	1-3	0-3		-5,-11,2,-6	0	3	4
Barry Horton (TAS)	0-3	1-3	3-1		1	2	3

Group P


NAME	Evans	Mowle	Bernard	Sheath	Win	Lose	Pos
Brett W Evans (NSW)		9,-4,5,8	6,10,7	7,10,-7,4	3	0	1
Gregory Mowle (ACT)	1-3		-8,10,-10,8,-9	-8,3,-10,2,5	1	2	3
David Bernard (QLD)	0-3	3-2		-8,-9,-9	1	2	4
Ray Sheath (NZL)	1-3	2-3	3-0		1	2	2

Group Q

NAME	Pilottos	Pekel	Owen	Flight	Win	Lose	Pos
Michael Pilottos (NSW)		-4,5,-8,-9	3,8,4	5,7,6	2	1	2
Herman Pekel (VIC)	3-1		2,4,1	7,7,6	3	0	1
Warren Owen (QLD)	0-3	0-3		-5,-8,7,-10	0	3	4
Wayne Flight (TAS)	0-3	0-3	3-1		1	2	3

2024 National Veterans Championships

Over 60 Women's Singles



2024 National Veterans Championships

Over 60 Women's Singles

Group A

NAME	Sandley	Ly	Sheridan		Win	Lose	Pos
Sarah Sandley (SA)		1,1,5	5,10,6		2	0	1
Ada Ly (NSW)	0-3		-10,7,6,3		1	1	2
Anne Sheridan (QLD)	0-3	1-3			0	2	3

Group B

NAME	Tanfana	Vine	Pham		Win	Lose	Pos
Tutty Tanfana (NZL)		-10,9,5,4	3,4,4		2	0	1
Gail Vine (NSW)	1-3		7,7,-2,-12,-11		0	2	3
Kathy Pham (QLD)	0-3	3-2			1	1	2

Group C

NAME	Bennett	Dombrose	Kent	Lee	Win	Lose	Pos
Belgin Bennett (VIC)		4,2,7	-10,-6,3,3,4	7,5,4	3	0	1
Mary Dombrose (WA)	0-3		4,3,4	5,3,5	2	1	2
Janice Kent (QLD)	2-3	0-3		-7,9,2,-9,3	1	2	3
Isabella Lee (NSW)	0-3	0-3	2-3		0	3	4

Group D

NAME	Clackson	Nomura	Gathercole	Granger-Brown	Win	Lose	Pos
Beverley Clackson (NSW)		7,7,-10,-7,-6	3,8,7	4,6,3	2	1	2
Nanako Nomura (WA)	3-2		Walkover	2,4,0	3	0	1
Sharon Gathercole (TAS)	0-3	Forfeit		-7,11,9,9	1	2	3
Lorraine Granger-Brown (QLD)	0-3	0-3	1-3		0	3	4

Group E

NAME	Wilson	Buckby	Deeth	Gow	Win	Lose	Pos
Debbie Wilson (VIC)		8,-5,-3,10,6	9,10,8	4,3,1	3	0	1
Lynette Buckby (SA)	2-3		6,11,9	4,3,3	2	1	2
Monica Deeth (QLD)	0-3	0-3		3,5,6	1	2	3
Viyada Gow (NSW)	0-3	0-3	0-3		0	3	4

Group F

NAME	Sakova	Mowbray	Joy	Abbott	Win	Lose	Pos
Irina Sakova (TAS)		6,4,6	5,6,6	12,4,5	3	0	1
Cath Mowbray (VIC)	0-3		8,5,-8,7	4,-10,-10,-8	1	2	3
Ann Joy (NSW)	0-3	1-3		9,4,5	1	2	2
Donna Abbott (QLD)	0-3	3-1	0-3		1	2	4

Group G

NAME	Owen	Pinkewich	Bernard-Mills	Cong	Win	Lose	Pos
Clare Owen (QLD)		5,-9,-9,2,6	4,8,4	10,5,5	3	0	1
Marie Pinkewich (NSW)	2-3		3,3,5	3,5,7	2	1	2
Karen Bernard-Mills (QLD)	0-3	0-3		-8,-11,10,-6	0	3	4
Helen Cong (VIC)	0-3	0-3	3-1		1	2	3

2024 National Veterans Championships

Over 60 Women's Singles

Group H

NAME	Zhang	Marquardt	Yu	Curtis	Win	Lose	Pos
Jie Jeanine Zhang (NSW)		8,8,4	8,8,5	4,3,6	3	0	1
Jutta Marquardt (QLD)	0-3		2,4,3	7,6,3	2	1	2
Willa Yu (VIC)	0-3	0-3		4,5,8	1	2	3
Yajun Lucy Curtis (QLD)	0-3	0-3	0-3		0	3	4

Group J

NAME	Blackburn	Carruthers	Daynes	Frederickson	Win	Lose	Pos
Judy Blackburn (TAS)		-6,-19,-7	1,6,3	5,1,3	2	1	2
Vicki Carruthers (VIC)	3-0		6,3,3	2,5,5	3	0	1
Kerrie Daynes (NSW)	0-3	0-3		8,-12,-6,7,-7	0	3	4
Noreen Fredericksen (QLD)	0-3	0-3	3-2		1	2	3

Group K

NAME	Zhang	Kim	Fernandez	Fallon	Win	Lose	Pos
Helen Zhang (QLD)		-5,6,-9,-3	-10,7,7,7	8,5,2	2	1	2
Sophie Kim (TAS)	3-1		-7,-7,9,7,-10	9,4,5	2	1	1
Agatha Fernandez (VIC)	1-3	3-2		6,9,6	2	1	3
Alena Fallon (NSW)	0-3	0-3	0-3		0	3	4

Group L

NAME	Han	Fan	Payne	Agius	Win	Lose	Pos
Feng Charmaine Han (TAS)		-6,-11,-9	5,1,7	3,5,5	2	1	2
Liming Karen Fan (NSW)	3-0		-8,-6,9,9,3	9,6,5	3	0	1
Desley Payne (QLD)	0-3	2-3		-8,9,-7,-3	0	3	4
Ann Agius (ACT)	0-3	0-3	3-1		1	2	3

Last Updated: September 19, 2024 4:42 PM

2024 National Veterans Championships

Over 60 Men's Doubles

SEEDS

- 1 B Robson/P Krigovsky (NSW)
- 2 S Pandit/K Malyschko (SA)
- 3 D Brand/J Dever (VIC)
- 4 R Huang/A Shnier (VIC)



2024 National Veterans Championships

Over 60 Women's Doubles

SEEDS

- 1 B Clackson/J Zhang (NSW)
- 2 T Tanfana/L Gardner (NZL)
- 3 C Owen (QLD)/I Sakova (TAS)
- 4 B L Bennett (VIC)/L Buckby (SA)



2024 National Veterans Championships

Over 60 Mixed Doubles

SEEDS

- 1 B Robson (NSW)/B L Bennett (VIC)
- 2 S Pandit/S Sandley (SA)
- 3 P Krigovsky/B Clackson (NSW)
- 4 C J Campbell (WA)/I Sakova (TAS)
- 5 C Chang/T Tanfana (NZL)
- 6 I Weller/J Blackburn (TAS)
- 7 K Malyschko/L Buckby (SA)
- 8 W Greaves/D Wilson (VIC)

TOP HALF



2024 National Veterans Championships


Over 60 Mixed Doubles

BOTTOM HALF

<i>P Krigovsky/B Clackson (NSW)</i>	<i>P Krigovsky/B Clackson (NSW)</i>	<i>P Krigovsky/B Clackson (NSW)</i>	
Bye	<i>P Krigovsky/B Clackson (NSW)</i>	2,3,4	
Bye	<i>J Swanton/A Agius (ACT)</i>		
<i>D J Swanton/A Agius (ACT)</i>	<i>J Swanton/A Agius (ACT)</i>		
<i>D Gillard/L Granger-Brown (QLD)</i>	<i>D Gillard/L Granger-Brown (QLD)</i>		<i>P Krigovsky/B Clackson (NSW)</i>
Bye	<i>M Hall/A Fernandez (VIC)</i>	7,7,-8,6	2,-8,3,7
Bye	<i>M Hall/A Fernandez (VIC)</i>		
<i>M Hall/A Fernandez (VIC)</i>	<i>M Hall/A Fernandez (VIC)</i>		
<i>T Yong (WA)/Y Curtis (QLD)</i>	<i>T Yong (WA)/Y Curtis (QLD)</i>		
Bye	<i>A Kwok/L Fan (NSW)</i>	7,4,3	
<i>A Kwok/L Fan (NSW)</i>	<i>A Kwok/L Fan (NSW)</i>		<i>P Krigovsky/B Clackson (NSW)</i>
<i>R Huang/J A Strong (VIC)</i>	<i>A Kwok/L Fan (NSW)</i>	7,4,7	8,6,5
<i>D Bernard/K Bernard-Mills (QLD)</i>	<i>D Bernard/K Bernard-Mills (QLD)</i>		
Bye	<i>V Greaves/D Wilson (VIC)</i>	3,3,8	
Bye	<i>V Greaves/D Wilson (VIC)</i>		
<i>W Greaves/D Wilson (VIC)</i>	<i>V Greaves/D Wilson (VIC)</i>		<i>S Pandit/S Sandley (SA)</i>
<i>I Weller/J Blackburn (TAS)</i>	<i>I Weller/J Blackburn (TAS)</i>		8,-8,7,10
Bye	<i>I Weller/J Blackburn (TAS)</i>	-9,6,9,11	
Bye	<i>M Muller/A Sheridan (QLD)</i>		
<i>M Muller/A Sheridan (QLD)</i>	<i>M Muller/A Sheridan (QLD)</i>		
<i>R Sheath (NZL)/J Kent (QLD)</i>	<i>R Sheath (NZL)/J Kent (QLD)</i>		<i>S Pandit/S Sandley (SA)</i>
<i>T Walker (SA)/M Pinkewich (NSW)</i>	<i>T Walker (SA)/M Pinkewich (NSW)</i>	5,7,5	10,8,9
Bye	<i>D Strong/B J Strong (VIC)</i>		
<i>G D Strong/B J Strong (VIC)</i>	<i>D Strong/B J Strong (VIC)</i>		
<i>R Lot/M Deeth (QLD)</i>	<i>R Lot/M Deeth (QLD)</i>		Final
Bye	<i>R Lot/M Deeth (QLD)</i>	-5,-9,7,5,8	<i>S Pandit/S Sandley (SA)</i>
Bye	<i>J Zhao/J Zhang (NSW)</i>		7,-8,7,5
<i>J Zhao/J Zhang (NSW)</i>	<i>J Zhao/J Zhang (NSW)</i>		
<i>K Tan-Kang (WA)/V Carruthers (VIC)</i>	<i>K Tan-Kang (WA)/V Carruthers (VIC)</i>		
Bye	<i>S Pandit/S Sandley (SA)</i>	-8,6,7,7	
Bye	<i>S Pandit/S Sandley (SA)</i>		
<i>S Pandit/S Sandley (SA)</i>	<i>S Pandit/S Sandley (SA)</i>		

2024 National Veterans Championships

Over 65 Men's Singles



2024 National Veterans Championships

Over 65 Men's Singles

Group A

NAME	Robson	Kumar	Dombrose		Win	Lose	Pos
Bill Robson (NSW)		3,1,5	5,2,6		2	0	1
David Kumar (VIC)	0-3		4,6,8		1	1	2
Michael Dombrose (WA)	0-3	0-3			0	2	3

Group B

NAME	Jiang	Harper	Wiese		Win	Lose	Pos
Yuliang Jiang (NZL)		4,6,4	4,4,1		2	0	1
Bryan Harper (ACT)	0-3		9,6,6		1	1	2
Brian Wiese (NSW)	0-3	0-3			0	2	3

Group C

NAME	Campbell	Carlson	Finlay	Parker	Win	Lose	Pos
Craig Campbell (WA)		Walkover	6,-10,8,8	9,5,4	3	0	1
Chris Carlson (TAS)	Forfeit		Forfeit	Forfeit	0	3	
Ian Finlay (NSW)	1-3	Walkover		5,4,8	2	1	2
John Parker (ACT)	0-3	Walkover	0-3		1	2	3

Group D

NAME	Berry	Swanton	Atherton	Sumeghy	Win	Lose	Pos
Brian Berry (VIC)		Walkover	-7,5,6,8	6,11,-8,7	3	0	1
David Swanton (ACT)	Forfeit		Forfeit	Forfeit	0	3	
Grant Atherton (TAS)	1-3	Walkover		7,6,3	2	1	2
Nick Sumeghy (NSW)	1-3	Walkover	0-3		1	2	3

Group E

NAME	Walker	Wilopo	Tribe	Bruton	Win	Lose	Pos
Trevor Walker (SA)		3,3,6	9,6,3	3,3,10	3	0	1
Mikael Wilopo (VIC)	0-3		-8,-12,-6	11,8,-12,-8,7	1	2	3
Martin Tribe (QLD)	0-3	3-0		6,10,7	2	1	2
Stephen Bruton (NSW)	0-3	2-3	0-3		0	3	4

Group F

NAME	Yang	Tan	Ooi	Thiele	Win	Lose	Pos
Li Jiang Yang (NSW)		9,-4,4,2	3,6,-8,2	4,3,3	3	0	1
Kok Chong Tan (SA)	1-3		5,-5,-10,-9	6,2,2	1	2	3
Richard Ooi (VIC)	1-3	3-1		7,8,3	2	1	2
Chris Thiele (TAS)	0-3	0-3	0-3		0	3	4

Group G

NAME	Wong	Tan-Kang	Bozelle	Kwaczynski	Win	Lose	Pos
Chau-Hung James Wong (NSW)		9,6,3	4,5,8	2,8,4	3	0	1
Kee Sing Ian Tan-Kang (WA)	0-3		8,-8,4,2	5,3,1	2	1	2
Robert Bozelle (VIC)	0-3	1-3		7,10,9	1	2	3
Paul Kwaczynski (QLD)	0-3	0-3	0-3		0	3	4

2024 National Veterans Championships

Over 65 Men's Singles

Group H

NAME	Geller	Davey	Ke	Green	Win	Lose	Pos
Mikhail Geller (VIC)		Forfeit	Forfeit	Forfeit	0	3	
Gregg Davey (NZL)	Walkover		-9,-7,6,8,8	6,11,7	3	0	1
Song Ke (WA)	Walkover	2-3		-7,9,8,4	2	1	2
Michael L Green (NSW)	Walkover	0-3	1-3		1	2	3

Group J

NAME	Sherriff	Hall	Horton	Dao	Win	Lose	Pos
John Sherriff (QLD)		9,12,-8,8	7,5,7	6,9,5	3	0	1
Mark Hall (VIC)	1-3		10,13,-9,6	-9,2,5,8	2	1	2
Barry Horton (TAS)	0-3	1-3		10,-9,7,-3,1	1	2	3
Vinh Duc Tony Dao (NSW)	0-3	1-3	2-3		0	3	4

Group K

NAME	Weller	Yow	Morato	Chung	Win	Lose	Pos
Ian Weller (TAS)		-4,11,9,-3,-12	2,4,8	4,6,10	2	1	2
Chee Yow (NSW)	3-2		Walkover	3,7,9	3	0	1
Terry Morato (QLD)	0-3	Forfeit		Forfeit	0	3	4
George Chung (NSW)	0-3	0-3	Walkover		1	2	3

Group L

NAME	Pestonji	Ung	Yong	Griersmith	Win	Lose	Pos
Cyrus Pestonji (NSW)		8,-8,-8,10,9	9,7,4	Walkover	3	0	1
Wen Ung (ACT)	2-3		8,6,-8,4	Walkover	2	1	2
Thain Chai Yong (WA)	0-3	1-3		Walkover	1	2	3
David Griersmith (VIC)	Forfeit	Forfeit	Forfeit		0	3	

Group M

NAME	Lee	Ranger	Carruthers	Ngaparu	Win	Lose	Pos
Ellman Lee (NSW)		10,8,12	8,4,5	5,4,4	3	0	1
Philip Ranger (WA)	0-3		8,7,2	1,2,7	2	1	2
Phillip Carruthers (VIC)	0-3	0-3		13,6,6	1	2	3
Allan Ngaparu (QLD)	0-3	0-3	0-3		0	3	4

Group N

NAME	Pekel	Kwok	Misra	Colcheedas	Win	Lose	Pos
Herman Pekel (VIC)		-7,3,9,-8,9	6,-7,2,9	4,7,-8,5	3	0	1
Anthony Kwok (NSW)	2-3		12,4,6	5,6,7	2	1	2
Rabi Misra (QLD)	1-3	0-3		9,6,5	1	2	3
Paul Colcheedas (TAS)	1-3	0-3	0-3		0	3	4

Group P

NAME	Lamberton	Websdale	Nham	Bonney	Win	Lose	Pos
Geoffrey Lamberton (QLD)		9,6,0	5,8,1	5,6,3	3	0	1
Phillip Websdale (VIC)	0-3		Forfeit	5,3,6	1	2	3
Binh Hien Nham (NSW)	0-3	Walkover		6,6,2	2	1	2
Robert Bonney (TAS)	0-3	0-3	0-3		0	3	4

2024 National Veterans Championships

Over 65 Men's Singles

Group Q

NAME	Abdilla	Colbourn	Flood	Clarke	Win	Lose	Pos
George Abdilla (SA)		4,5,10	3,6,5	Walkover	3	0	1
Michael Colbourn (TAS)	0-3		8,6,-12,8	Walkover	2	1	2
Douglas Flood (NSW)	0-3	1-3		Walkover	1	2	3
Peter Clarke (QLD)	Forfeit	Forfeit	Forfeit		0	3	

Group R

NAME	Dever	Hoolihan	Flight	Gow	Win	Lose	Pos
Jeff Dever (VIC)		9,1,-6,-11,5	3,9,4	2,5,4	3	0	1
Neil Stephen Hoolihan (NZL)	2-3		6,-9,6,-9,4	5,5,5	2	1	2
Wayne Flight (TAS)	0-3	2-3		6,9,9	1	2	3
Bruce Gow (NSW)	0-3	0-3	0-3		0	3	4

Last Updated: September 19, 2024 7:46 PM

2024 National Veterans Championships

Over 65 Women's Singles



2024 National Veterans Championships

Over 65 Women's Singles

Group A

NAME	Kalich	Cunningham	Bowerman		Win	Lose	Pos
Elfrida Kalich (NT)		3,5,3	2,1,5		2	0	1
Jill Cunningham (SA)	0-3		9,-8,-9,-7		0	2	3
Judy Bowerman (TAS)	0-3	3-1			1	1	2

Group B

NAME	Sakova	Baker	Yu	Frederickson	Win	Lose	Pos
Irina Sakova (TAS)		7,2,9	2,5,0	12,3,2	3	0	1
Lorraine Baker (SA)	0-3		5,7,7	3,3,10	2	1	2
Willa Yu (VIC)	0-3	0-3		-6,9,6,7	1	2	3
Noreen Fredericksen (QLD)	0-3	0-3	1-3		0	3	4

Group C

NAME	Blackburn	Bellion	Kent	Fallon	Win	Lose	Pos
Judy Blackburn (TAS)		7,8,6	4,5,8	3,5,4	3	0	1
Anne Bellion (VIC)	0-3		-3,6,-8,-10	2,8,4	1	2	3
Janice Kent (QLD)	0-3	3-1		8,10,5	2	1	2
Alena Fallon (NSW)	0-3	0-3	0-3		0	3	4

Group D

NAME	Gardner	Gathercole	Strong	Curtis	Win	Lose	Pos
Lesley Gardner (NZL)		3,0,5	6,-8,7,8	4,6,1	3	0	1
Sharon Gathercole (TAS)	0-3		-5,-5,-2	5,-6,-4,-8	0	3	4
Jeanne Strong (VIC)	1-3	3-0		3,4,6	2	1	2
Yajun Lucy Curtis (QLD)	0-3	3-1	0-3		1	2	3

Group E

NAME	Kim	James	Payne	Gu	Win	Lose	Pos
Sophie Kim (TAS)		8,8,1	5,6,7	3,3,7	3	0	1
Judy James (VIC)	0-3		-10,2,1,-8,-11	3,4,7	1	2	3
Desley Payne (QLD)	0-3	3-2		5,4,3	2	1	2
Qun Julia Gu (ACT)	0-3	0-3	0-3		0	3	4

Group F

NAME	Carruthers	Dombrose	Manning	Gow	Win	Lose	Pos
Vicki Carruthers (VIC)		6,4,-9,9	4,8,6	3,2,3	3	0	1
Mary Dombrose (WA)	1-3		10,4,2	3,3,4	2	1	2
Lynne Manning (TAS)	0-3	0-3		-9,4,-11,-11	0	3	4
Viyada Gow (NSW)	0-3	0-3	3-1		1	2	3

Group G

NAME	Mowbray	Nomura	Bernard-Mills	Lee	Win	Lose	Pos
Cath Mowbray (VIC)		-3,-6,-6	3,-7,9,-7,4	Walkover	2	1	2
Nanako Nomura (WA)	3-0		0,2,2	Walkover	3	0	1
Karen Bernard-Mills (QLD)	2-3	0-3		Walkover	1	2	3
Isabella Lee (NSW)	Forfeit	Forfeit	Forfeit		0	3	

Group H


NAME	Marquardt	Morgan	O'Bryan	Pearce	Win	Lose	Pos
Jutta Marquardt (QLD)		8,7,8	5,6,9	4,5,9	3	0	1
Joylene Morgan (NSW)	0-3		Walkover	7,9,6	2	1	2
Daisy O'Bryan (VIC)	0-3	Forfeit		-2,-0,-0	0	3	4
Ingrid Pearce (WA)	0-3	0-3	3-0		1	2	3

2024 National Veterans Championships

Over 65 Men's Doubles

SEEDS

- 1 B Robson/C Wong (NSW)
- 2 B Berry/H Pekar (VIC)
- 3 L Yang/J Peng (NSW)
- 4 T Walker/G Abdilla (SA)



2024 National Veterans Championships

Over 65 Women's Doubles

SEEDS

- 1 I Sakova/J Blackburn (TAS)
- 2 E Kalich (NT)/L Baker (SA)
- 3 L Gardner (NZL)/J Kent (QLD)
- 4 N Nomura/M Dombrose (WA)




2024 National Veterans Championships

Over 65 Mixed Doubles


SEEDS

- 1 T Walker (SA)/I Sakova (TAS)
- 2 I Weller/J Blackburn (TAS)
- 3 B Robson (NSW)/L Baker (SA)
- 4 B Berry/C Mowbray (VIC)
- 5 S Tai (NSW)/E Kalich (NT)
- 6 P Ranger (WA)/V Carruthers (VIC)
- 7 G Davey/L Gardner (NZL)
- 8 J Dever/A Bellion (VIC)



2024 National Veterans Championships

Over 70 Men's Singles



2024 National Veterans Championships

Over 70 Men's Singles

Group A

NAME	Pinkewich	Bruhn	Huang		Win	Lose	Pos
Paul Pinkewich (NSW)		3,4,-8,2	5,6,7		2	0	1
Alan Bruhn (QLD)	1-3		-5,7,6,4		1	1	2
Fuhua Fred Huang (ACT)	0-3	1-3			0	2	3

Group B

NAME	Berry	Tai	Farmer		Win	Lose	Pos
Brian Berry (VIC)		7,7,4	2,1,6		2	0	1
Stephen Tai (NSW)	0-3		3,5,3		1	1	2
John Farmer (QLD)	0-3	0-3			0	2	3

Group C

NAME	Wong	Wetsteyn	Misra		Win	Lose	Pos
Chau-Hung James Wong (NSW)		6,2,2	3,7,3		2	0	1
Hans Wetsteyn (WA)	0-3		8,-4,8,7		1	1	2
Rabi Misra (QLD)	0-3	1-3			0	2	3

Group D

NAME	Sherriff	Dawber	Flood	Morris	Win	Lose	Pos
John Sherriff (QLD)		5,10,-8,-8,7	4,7,5	6,6,5	3	0	1
Ken Dawber (VIC)	2-3		-6,-11,-5	7,5,4	1	2	3
Douglas Flood (NSW)	0-3	3-0		7,6,-7,6	2	1	2
Ian Morris (SA)	0-3	0-3	1-3		0	3	4

Group E

NAME	Pestonji	Tribe	Ooi	Shaughnessy	Win	Lose	Pos
Cyrus Pestonji (NSW)		9,4,8	5,11,-13,7	7,1,2	3	0	1
Martin Tribe (QLD)	0-3		-4,-8,-9	6,5,7	1	2	3
Richard Ooi (VIC)	1-3	3-0		10,7,11	2	1	2
Graeme Shaughnessy (SA)	0-3	0-3	0-3		0	3	4

Group F

NAME	Peng	Dombrose	Donlon	Ngaparu	Win	Lose	Pos
Jing Jim Peng (NSW)		7,7,4	7,5,5	8,-12,3,4	3	0	1
Michael Dombrose (WA)	0-3		6,7,7	5,5,8	2	1	2
Michael Donlon (VIC)	0-3	0-3		5,7,6	1	2	3
Allan Ngaparu (QLD)	1-3	0-3	0-3		0	3	4

Group G

NAME	Samuelsson	Finlay	Ke	Bellion	Win	Lose	Pos
Thomas Samuelsson (QLD)		6,6,11	6,10,7	5,1,2	3	0	1
Ian Finlay (NSW)	0-3		7,-7,-7,2,3	7,5,3	2	1	2
Song Ke (WA)	0-3	2-3		3,9,7	1	2	3
Greg Bellion (VIC)	0-3	0-3	0-3		0	3	4

2024 National Veterans Championships

Over 70 Men's Singles

Group H

NAME	Lee	Walmsley	Griersmith	McGeehan	Win	Lose	Pos
Ellman Lee (NSW)		-7,11,4,-13,2	Walkover	3,2,6	3	0	1
Gary Walmsley (QLD)	2-3		Walkover	3,5,8	2	1	2
David Griersmith (VIC)	Forfeit	Forfeit		Forfeit	0	3	
Kerry McGeehan (NZL)	0-3	0-3	Walkover		1	2	3

Group J

NAME	Abdilla	Loughran	Delpratt	Schofield	Win	Lose	Pos
George Abdilla (SA)		4,-9,5,4	5,4,6	7,9,4	3	0	1
Jeff Loughran (NSW)	1-3		3,-8,7,-5,-9	5,3,10	1	2	3
David Delpratt (QLD)	0-3	3-2		10,-5,4,4	2	1	2
Don Schofield (TAS)	0-3	0-3	1-3		0	3	4

Group K

NAME	Weinstock	Wiese	Lot	Haby	Win	Lose	Pos
William Weinstock (NZL)		-6,-4,-8	7,9,10	5,8,8	2	1	2
Brian Wiese (NSW)	3-0		-11,9,-8,-7	7,3,13	2	1	1
Reinhard Lot (QLD)	0-3	3-1		5,-9,9,11	2	1	3
Geoff Haby (SA)	0-3	0-3	1-3		0	3	4


Group L

NAME	Wilopo	Carlson	Chung	Kwaczynski	Win	Lose	Pos
Mikael Wilopo (VIC)		Walkover	6,-8,-8,6,9	4,3,8	3	0	1
Chris Carlson (TAS)	Forfeit		Forfeit	Forfeit	0	3	
George Chung (NSW)	2-3	Walkover		4,7,6	2	1	2
Paul Kwaczynski (QLD)	0-3	Walkover	0-3		1	2	3

Last Updated: September 19, 2024 1:49 PM

2024 National Veterans Championships

Over 70 Women's Singles



2024 National Veterans Championships

Over 70 Women's Singles

Group A

NAME	Kalich	Cowie	O'Bryan		Win	Lose	Pos
Elfrida Kalich (NT)		4,2,4	2,8,1		2	0	1
Carol Cowie (NSW)	0-3		-11,7,6,9		1	1	2
Daisy O'Bryan (VIC)	0-3	1-3			0	2	3

Group B

NAME	Sulimova	Cunningham	Colburn		Win	Lose	Pos
Tanya Sulimova (NZL)		4,6,8	Walkover		2	0	1
Jill Cunningham (SA)	0-3		Walkover		1	1	2
Lesla Colburn (NSW)	Forfeit	Forfeit			0	2	

Group C

NAME	Aduckiewicz	Bellion	Bowerman		Win	Lose	Pos
Jennifer Aduckiewicz (NSW)		-9,10,-14,7,7	4,7,5		2	0	1
Anne Bellion (VIC)	2-3		3,4,4		1	1	2
Judy Bowerman (TAS)	0-3	0-3			0	2	3

Group D

NAME	Holcomb	Baker	Towers	Pearce	Win	Lose	Pos
Kim Holcomb (TAS)		11,4,-5,1	5,6,6	3,1,6	3	0	1
Lorraine Baker (SA)	1-3		8,11,11	-6,5,8,8	2	1	2
Rosemary Towers (NSW)	0-3	0-3		-7,-6,-1	0	3	4
Ingrid Pearce (WA)	0-3	1-3	3-0		1	2	3

Group E

NAME	James	Morgan	May	Manning	Win	Lose	Pos
Judy James (VIC)		-1,7,6,3	-8,-8,7,7,6	4,6,4	3	0	1
Joylene Morgan (NSW)	1-3		6,-5,-0,-8	9,3,9	1	2	3
Beverley May (SA)	2-3	3-1		6,3,4	2	1	2
Lynne Manning (TAS)	0-3	0-3	0-3		0	3	4


Last Updated: September 19, 2024 1:53 PM

2024 National Veterans Championships

Over 70 Men's Doubles

SEEDS

- 1 P Pinkewich/C Wong (NSW)
- 2 C Pestonji/E Lee (NSW)
- 3 B Berry/K Dawber (VIC)
- 4 J Sherriff/M Solomons (QLD)

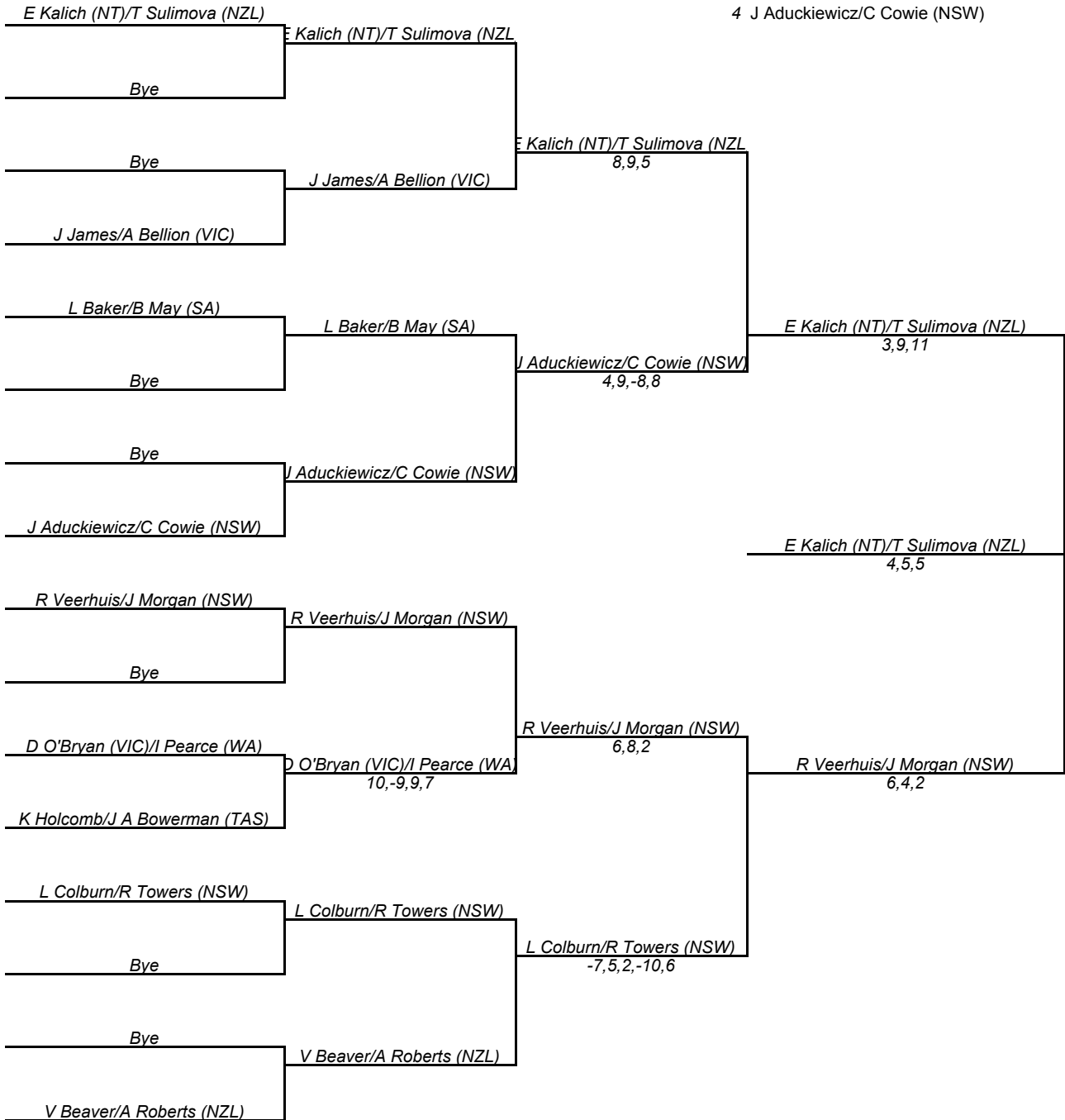


2024 National Veterans Championships

Over 70 Women's Doubles

SEEDS

- 1 E Kalich (NT)/T Sulimova (NZL)
- 2 V Beaver/A Roberts (NZL)
- 3 R Veerhuis/J Morgan (NSW)
- 4 J Aduckiewicz/C Cowie (NSW)



2024 National Veterans Championships

Over 70 Mixed Doubles


SEEDS

- 1 TL Samuelsson (QLD)/T Sulimova (NZL)
- 2 C Wong/J Aduckiewicz (NSW)
- 3 A Bruhn (QLD)/E Kalich (NT)
- 4 B Wiese/J Morgan (NSW)



2024 National Veterans Championships

Over 75 Men's Singles



2024 National Veterans Championships

Over 75 Men's Singles

Group A

NAME	Samuelsson	Law	Haby		Win	Lose	Pos
Thomas Samuelsson (QLD)		12,8,9	2,6,7		2	0	1
Calvin Law (NSW)	0-3		5,3,3		1	1	2
Geoff Haby (SA)	0-3	0-3			0	2	3

Group B

NAME	Weinstock	Mason	Bligh		Win	Lose	Pos
William Weinstock (NZL)		10,-10,7,-6,12	7,12,3		2	0	1
Ken Mason (TAS)	2-3		2,-3,9,11		1	1	2
Harold Bligh (QLD)	0-3	1-3			0	2	3

Group C

NAME	Pattinson	Hay	Schofield	McCloughry	Win	Lose	Pos
Doug Pattinson (NZL)		5,-8,5,8	5,6,14	2,4,4	3	0	1
Kenneth Hay (QLD)	1-3		5,10,9	-9,7,8,6	2	1	2
Don Schofield (TAS)	0-3	0-3		-10,1,9,-9,-9	0	3	4
David McCloughry (SA)	0-3	1-3	3-2		1	2	3

Group D


NAME	Solomons	Huang	Morris	Findley	Win	Lose	Pos
Martin Solomons (QLD)		9,6,-7,6	7,5,5	Walkover	3	0	1
Fuhua Fred Huang (ACT)	1-3		5,8,8	Walkover	2	1	2
Ian Morris (SA)	0-3	0-3		Walkover	1	2	3
Jim Findley (TAS)	Forfeit	Forfeit	Forfeit		0	3	

Group E

NAME	Bruhn	Wetsteyn	McGeehan	Armstrong	Win	Lose	Pos
Alan Bruhn (QLD)		-9,11,7,5	2,4,4	5,6,8	3	0	1
Hans Wetsteyn (WA)	1-3		2,7,8	4,5,5	2	1	2
Kerry McGeehan (NZL)	0-3	0-3		5,10,6	1	2	3
Dennis Armstrong (TAS)	0-3	0-3	0-3		0	3	4

2024 National Veterans Championships

Over 75 Women's Singles



2024 National Veterans Championships

Over 75 Women's Singles

Group A

NAME	Sulimova	Veerhuis	Rapley		Win	Lose	Pos
Tanya Sulimova (NZL)		3,4,3	6,3,6		2	0	1
Rosemarie Veerhuis (NSW)	0-3		-6,5,-9,8,9		1	1	2
Gwenda Rapley (SA)	0-3	2-3			0	2	3

Group B

NAME	Beaver	Cowie	May	Towers	Win	Lose	Pos
Val Beaver (NZL)		7,-7,10,9	3,7,8	7,-9,3,2	3	0	1
Carol Cowie (NSW)	1-3		-11,-11,6,-8	-9,4,-7,4,4	1	2	4
Beverley May (SA)	0-3	3-1		-9,6,-6,-9	1	2	3
Rosemary Towers (NSW)	1-3	2-3	3-1		1	2	2

Group C

NAME	Aduckiewicz	Halford	Pannewig	Taylor	Win	Lose	Pos
Jennifer Aduckiewicz (NSW)		5,4,9	6,9,3	5,2,7	3	0	1
Gladys Halford (NZL)	0-3		12,9,-6,-4,-6	-6,-6,-7	0	3	4
Honey Pannewig (SA)	0-3	3-2		6,-10,12,8	2	1	2
Jan Taylor (VIC)	0-3	3-0	1-3		1	2	3

Group D

NAME	Holcomb	Roberts	Webber	Roder	Win	Lose	Pos
Kim Holcomb (TAS)		9,7,7	2,1,2	3,6,8	3	0	1
Averil Roberts (NZL)	0-3		7,6,9	-8,-8,-6	1	2	3
Kathleen Webber (NSW)	0-3	0-3		-8,5,-4,9,-7	0	3	4
Lenore Roder (SA)	0-3	3-0	3-2		2	1	2


Last Updated: September 19, 2024 7:29 PM

2024 National Veterans Championships

Over 75 Men's Doubles

SEEDS

- 1 TL Samuelsson (QLD)/H Wetsteyn (WA)
- 2 W Weinstock/D Pattinson (NZL)
- 3 I Le (NSW)/M Solomons (QLD)
- 4 A Bruhn/K Hay (QLD)




2024 National Veterans Championships

Over 75 Women's Doubles

SEEDS

- 1 T Sulimova/V Beaver (NZL)
- 2 J Aduckiewicz/C Cowie (NSW)




2024 National Veterans Championships

Over 75 Mixed Doubles

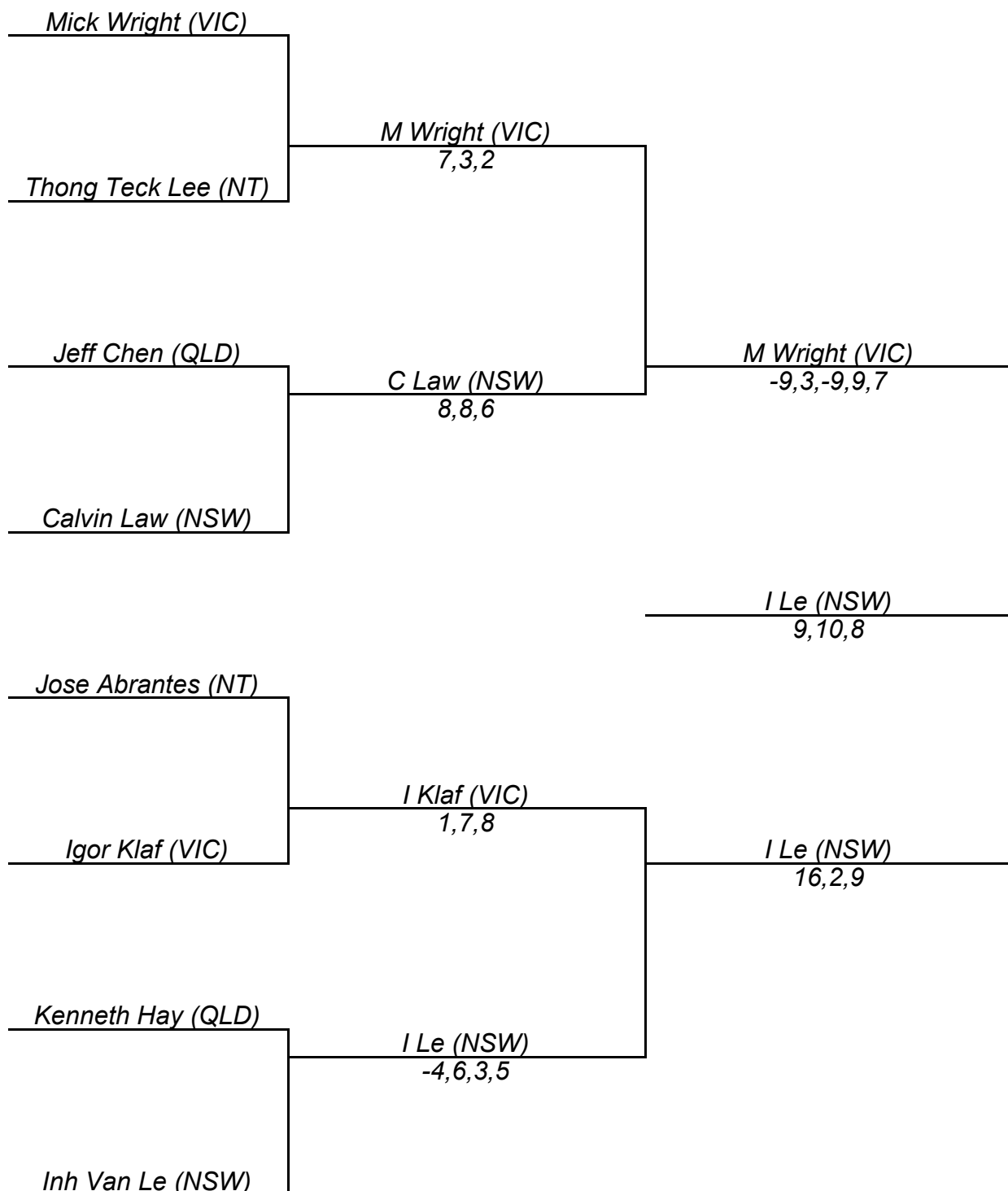
SEEDS

- 1 D Pattinson/T Sulimova (NZL)
- 2 M Wright (VIC)/J Aduckiewicz (NSW)
- 3 M Solomons (QLD)/V Beaver (NZL)
- 4 I Le (NSW)/K Holcomb (TAS)



2024 National Veterans Championships

Over 80 Men's Singles



2024 National Veterans Championships

Over 80 Men's Singles

Group A

NAME	Wright	Ma	Hay		Win	Lose	Pos
Mick Wright (VIC)		13,5,9	3,8,3		2	0	1
Dong Hao Ma (NSW)	0-3		-4,-7,-9		0	2	3
Kenneth Hay (QLD)	0-3	3-0			1	1	2

Group B

NAME	Le	Lee	Armstrong		Win	Lose	Pos
Inh Van Le (NSW)		9,8,9	5,-9,11,4		2	0	1
Thong Teck Lee (NT)	0-3		5,7,5		1	1	2
Dennis Armstrong (TAS)	1-3	0-3			0	2	3

Group C

NAME	Klaf	Law	Bligh	Findley	Win	Lose	Pos
Igor Klaf (VIC)		6,-5,11,10	10,-9,-10,-11	Walkover	2	1	2
Calvin Law (NSW)	1-3		3,8,-7,7	Walkover	2	1	1
Harold Bligh (QLD)	3-1	1-3		Walkover	2	1	3
Jim Findley (TAS)	Forfeit	Forfeit	Forfeit		0	3	

Group D

NAME	Benn	Chen	Abrantes	McCloughry	Win	Lose	Pos
Geoffrey Benn (TAS)		5,-6,-8,-7	-8,-9,5,7,-7	-6,5,8,-5,4	1	2	3
Jeff Chen (QLD)	3-1		-10,-4,5,8,-9	7,7,4	2	1	2
Jose Abrantes (NT)	3-2	3-2		-6,6,5,8	3	0	1
David McCloughry (SA)	2-3	0-3	1-3		0	3	4

Last Updated: September 20, 2024 11:58 AM

2024 National Veterans Championships

Over 80 Women's Singles

Julie Coombes (SA)

Lenore Roder (SA)

J Coombes (SA)
1,4,5

J Coombes (SA)
2,7,3

Kathleen Webber (NSW)

Christine Hooper (TAS)

C Hooper (TAS)
11,2,3

2024 National Veterans Championships

Over 80 Women's Singles

Group A

NAME	Coombes	Webber	Rapley	James	Win	Lose	Pos
Julie Coombes (SA)		5,2,3	5,3,6	6,5,2	3	0	1
Kathleen Webber (NSW)	0-3		-6,5,5,7	3,8,-11,3	2	1	2
Gwenda Rapley (SA)	0-3	1-3		5,3,9	1	2	3
Roma James (WA)	0-3	1-3	0-3		0	3	4

Group B

NAME	Hooper	Halford	Roder	Borg	Win	Lose	Pos
Christine Hooper (TAS)		5,10,7	-6,-4,5,8,9	4,0,2	3	0	1
Gladys Halford (NZL)	0-3		10,-4,-1,-9	5,3,9	1	2	3
Lenore Roder (SA)	2-3	3-1		4,2,4	2	1	2
Theresa Borg (NSW)	0-3	0-3	0-3		0	3	4

Last Updated: September 19, 2024 11:10 AM

2024 National Veterans Championships

Over 80 Men's Doubles

SEEDS

- 1 M Wright (VIC)/I Le (NSW)
- 2 I Klaf (VIC)/J Chen (QLD)

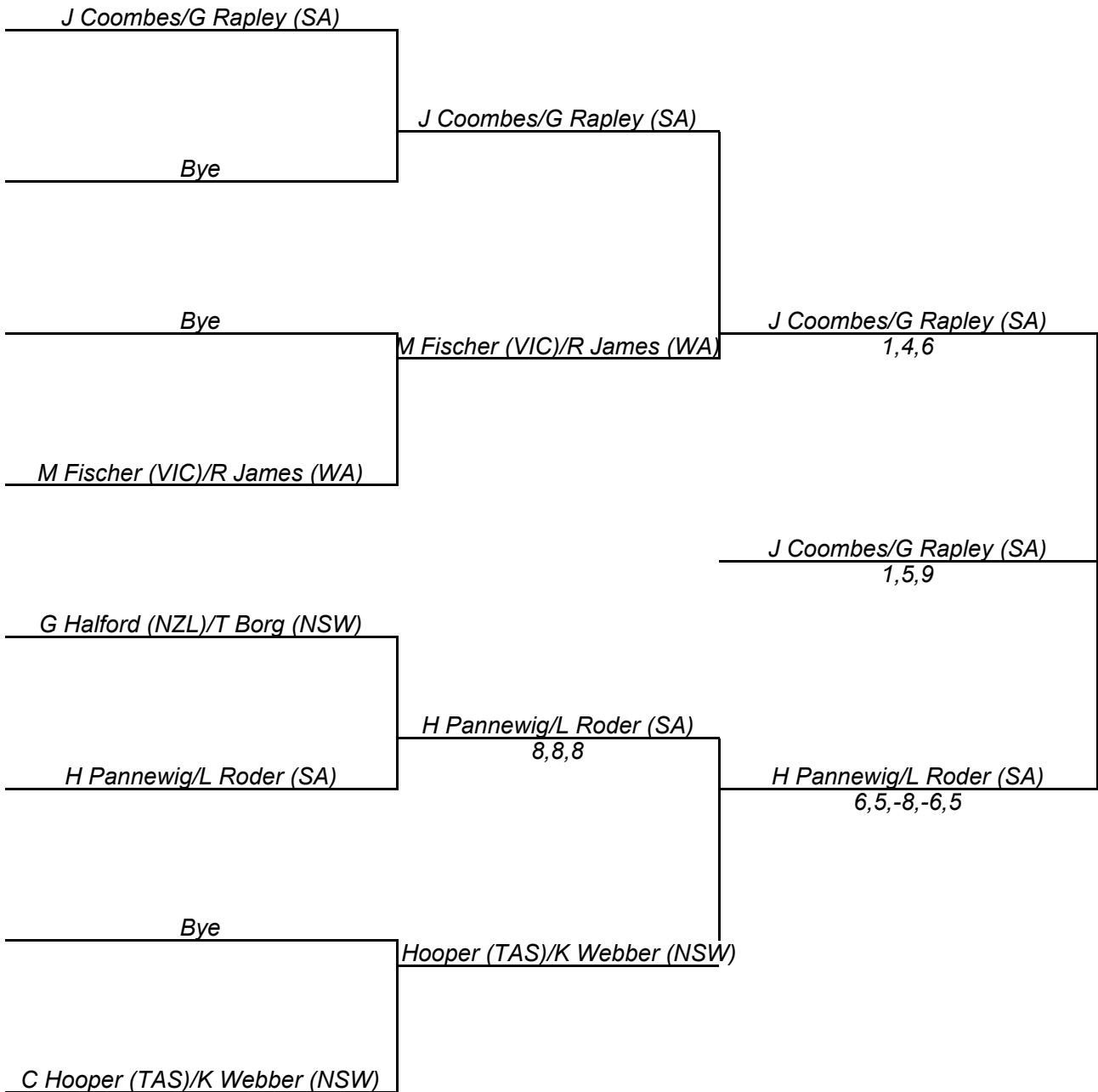


2024 National Veterans Championships

Over 80 Women's Doubles

SEEDS

- 1 J Coombes/G Rapley (SA)
- 2 C Hooper (TAS)/K Webber (NSW)



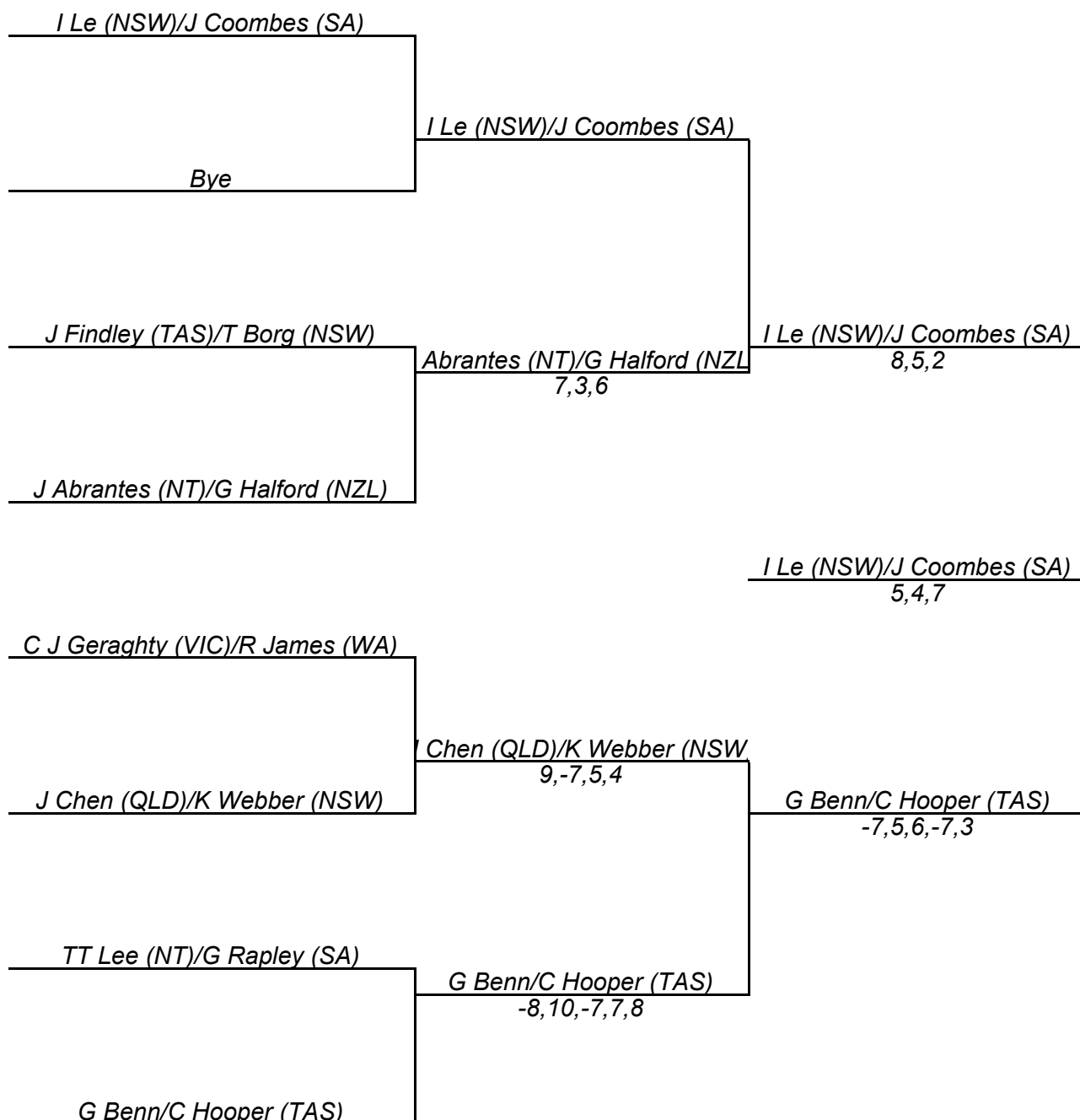
2024 National Veterans Championships

Over 80 Mixed Doubles

SEEDS

1 I Le (NSW)/J Coombes (SA)

2 G Benn/C Hooper (TAS)



2024 National Veterans Championships

Over 85 Singles

Igor Klaf (VIC)

Geoffrey Benn (TAS)

I Klaf (VIC)

3,6,5

I Klaf (VIC)

5,5,5

Jeff Chen (QLD)

Thong Teck Lee (NT)

TT Lee (NT)

5,10,8

2024 National Veterans Championships

Over 85 Singles

Group A

NAME	Klaf	Chen	Fischer	Ly	Win	Lose	Pos
Igor Klaf (VIC)		-7,7,3,4	2,5,6	-8,11,8,1	3	0	1
Jeff Chen (QLD)	1-3		3,5,7	6,3,12	2	1	2
Maureen Fischer (VIC)	0-3	0-3		-9,8,7,-3,-5	0	3	4
Robert Ly (NSW)	1-3	0-3	3-2		1	2	3

Group B

NAME	Benn	Lee	Geraghty	James	Win	Lose	Pos
Geoffrey Benn (TAS)		-7,-9,-9	6,7,0	2,6,4	2	1	2
Thong Teck Lee (NT)	3-0		6,6,5	3,6,5	3	0	1
Colin Geraghty (VIC)	0-3	0-3		9,5,9	1	2	3
Roma James (WA)	0-3	0-3	0-3		0	3	4

Last Updated: September 19, 2024 4:47 PM

2024 National Veterans Championships

Over 85 Men's Doubles

I Klaf (VIC)/G Benn (TAS)

I Klaf (VIC)/G Benn (TAS)
8,11,7

J Chen (QLD)/C J Geraghty (VIC)

2024 National Veterans Championships

Over 85 Mixed Doubles

SEEDS

1 I Klaf/M Fischer (VIC)

I Klaf/M Fischer (VIC)

I Klaf/M Fischer (VIC)

9,5,-9,8

C J Geraghty (VIC)/R James (WA)

Last Updated: September 18, 2024 7:58 PM

2024 National Veterans Championships

Over 30 Men's Teams

Aust Capital Territory

Samuel David Garcia Trujillo
Amir Hadad
Haseeb Ikram
Vu Pham

New Zealand

Craig Dye (C)
Barry Griffiths
Mark Page

Queensland

Miron Boguslavsky
Goncalo Serra Gageiro (C)
Jie Xu

South Australia "B"

Mahfuzul Amin
Charmae Ebero
Glen Fernandes (C)

Victoria

Craig Carter (C)
Sam Palmer
Benjamin J Taylor
Rhys Thomas

Western Australia

Anthony Fitzpatrick
Leo Paradowski
Puneet Sharma
Yu Wei

New South Wales

Sourav Ghosh
Joseph Kwok
Gaurav Marwah
Dheeraj Sachdeva (C)

Presidents

Daniel Fracalossi (TAS)
Chau Nguyen (VIC)
Jairo Andres Vergara Iregui (VIC)
John Wright (VIC)

South Australia

Anthony Doldo
Krishna Kumar
Paton Wilson (C)

Tasmania

Joshua Ashley
Xibei Bell Jia
Monil Taragi

Victoria "B"

John Chan
Christopher Dobrovic
Stephen Warr (C)
Carey White

2024 National Veterans Championships

Over 30 Men's Teams

Seed	Team	Final Position
2	Victoria	1
1	New Zealand	2
3	South Australia	3
4	Tasmania	4
5	Victoria "B"	5
7	Queensland	6
9	Western Australia	7
6	Presidents	8
8	New South Wales	9
10	Aust Capital Territory	10
11	South Australia "B"	11

Last Updated: September 18, 2024 1:40 PM

2024 National Veterans Championships

Over 30 Men's Teams - Playoff Positions 1-4

Playoff Positions 1-4

<i>New Zealand</i>	<i>New Zealand</i> 7 - 0
<i>Tasmania</i>	<i>Victoria</i> 6 - 5
<i>South Australia</i>	<i>Victoria</i> 6 - 4
<i>Victoria</i>	Position 3 <i>South Australia</i> 6 - 2

Last Updated: September 18, 2024 1:37 PM

2024 National Veterans Championships

Over 30 Men's Teams - Playoff Positions 5-8

Playoff Positions 5-8

<i>Queensland</i>	<i>Queensland</i> 6 - 4
<i>Western Australia</i>	<i>Victoria "B"</i> 6 - 4
<i>Presidents</i>	<i>Victoria "B"</i> 8 - 1
<i>Victoria "B"</i>	Position 7 <i>Western Australia</i> 7 - 3

Last Updated: September 18, 2024 1:39 PM

2024 National Veterans Championships

Over 30 Men's Teams - Playoff Positions 9-11

TEAM RESULTS

MATCH SCORES								
TEAMS		1	2	3	4	WINS	MP	PLACE
1	Aust Capital Territory			7/4	4/7	1/1	3	2
2						0/0	0	
3	South Australia "B"	4/7			5/6	0/2	2	3
4	New South Wales	7/4		6/5		2/0	4	1

PROGRESSIVE RESULTS				
TEAMS		R1	R2	R3
1	Aust Capital Territory	7/4	4/7	
2				
3	South Australia "B"	4/7		5/6
4	New South Wales		7/4	6/5

Last Updated: September 18, 2024 1:09 PM

2024 National Veterans Championships

Over 30 Men's Teams - Division A

TEAM RESULTS

MATCH SCORES									
TEAMS		1	2	3	4	5	WINS	MP	PLACE
1	New Zealand		6/5	11/0	11/0	11/0	4/0	8	1
2	South Australia	5/6		9/2	11/0	10/1	3/1	7	2
3	Victoria "B"	0/11	2/9		10/1	8/3	2/2	6	3
4	New South Wales	0/11	0/11	1/10		4/7	0/4	4	5
5	Western Australia	0/11	1/10	3/8	7/4		1/3	5	4

PROGRESSIVE RESULTS						
TEAMS		R1	R2	R3	R4	R5
1	New Zealand	11/0		11/0	11/0	6/5
2	South Australia	10/1	11/0		9/2	5/6
3	Victoria "B"		8/3	0/11	2/9	10/1
4	New South Wales	0/11	0/11	4/7		1/10
5	Western Australia	1/10	3/8	7/4	0/11	

Last Updated: September 16, 2024 5:29 PM

2024 National Veterans Championships

Over 30 Men's Teams - Division B

TEAM RESULTS

MATCH SCORES										
TEAMS		1	2	3	4	5	6	WINS	MP	PLACE
1	Victoria		9/2	11/0	11/0	11/0	11/0	5/0	10	1
2	Tasmania	2/9		9/2	8/3	9/2	11/0	4/1	9	2
3	Presidents	0/11	2/9		1/10	6/5	9/2	2/3	7	4
4	Queensland	0/11	3/8	10/1		8/3	9/2	3/2	8	3
5	Aust Capital Territory	0/11	2/9	5/6	3/8		6/5	1/4	6	5
6	South Australia "B"	0/11	0/11	2/9	2/9	5/6		0/5	5	6

PROGRESSIVE RESULTS						
TEAMS		R1	R2	R3	R4	R5
1	Victoria	11/0	11/0	11/0	11/0	9/2
2	Tasmania	9/2	8/3	11/0	9/2	2/9
3	Presidents	9/2	6/5	0/11	2/9	1/10
4	Queensland	0/11	3/8	8/3	9/2	10/1
5	Aust Capital Territory	2/9	5/6	3/8	0/11	6/5
6	South Australia "B"	2/9	0/11	0/11	2/9	5/6

Last Updated: September 16, 2024 7:36 PM

TEAMS ANALYSIS

Over 30 Men's Teams

	PLAYER	Wins	Losses	
ACT	Samuel David Garcia	5	10	33.33%
	Amir Hadad	9	12	42.86%
	Haseeb Ikram	1	5	16.67%
	Vu Pham	7	14	33.33%
NSW	Sourav Ghosh	2	6	25.00%
	Joseph Kwok	3	8	27.27%
	Gaurav Marwah	1	16	5.88%
	Dheeraj Sachdeva	7	11	38.89%
NZL	Craig Dye	13	4	76.47%
	Barry Griffiths	16	1	94.12%
	Mark Page	14	3	82.35%
Pres	Daniel Fracalossi	1	19	5.00%
	Chau Nguyen	9	7	56.25%
	Jairo Andres Vergara I	6	8	42.86%
	John Wright	2	8	20.00%
QLD	Miron Boguslavsky	12	8	60.00%
	Goncalo Serra Gageiro	13	7	65.00%
	Jie Xu	8	13	38.10%
SA	Anthony Doldo	17	0	100.00%
	Krishna Kumar	8	9	47.06%
	Paton Wilson	9	7	56.25%
SA B	Mahfuzul Amin	4	17	19.05%
	Charmae Ebero	4	17	19.05%
	Glen Fernandes	9	12	42.86%
TAS	Joshua Ashley	13	6	68.42%
	Xibei Bell Jia	14	5	73.68%
	Monil Taragi	6	13	31.58%
VIC	Craig Carter	16	2	88.89%
	Sam Palmer	14	2	87.50%
	Benjamin J Taylor	10	2	83.33%
	Rhys Thomas	13	3	81.25%
VIC B	John Chan	5	5	50.00%
	Christopher Dobrovic	7	7	50.00%
	Stephen Warr	7	7	50.00%
	Carey White	8	5	61.54%
WA	Anthony Fitzpatrick	3	9	25.00%
	Leo Paradowski	12	6	66.67%
	Puneet Sharma	2	8	20.00%
	Yu Wei	2	10	16.67%

TEAMS ANALYSIS
Over 30 Men's Teams - Playoff Positions 1-4

	PLAYER	New Zealand			South Australia			Tasmania			Victoria			Wins	Losses	
		CD	BG	MP	AD	KK	PW	JA	XJ	MT	CC	SP	RT			
NZN	Craig Dye							3/1	3/0		1/3	1/3	1/3	2	3	40.00%
	Barry Griffiths								3/0	3/0	3/0	3/0	3/1	5	0	100.00%
	Mark Page							3/1		3/0	1/3	2/3	3/1	3	2	60.00%
SA	Anthony Doldo								3/0	3/0	3/1	3/0	3/0	5	0	100.00%
	Krishna Kumar							2/3		3/0	0/3	0/3	0/3	1	4	20.00%
	Paton Wilson							3/2	1/3		1/3		1/3	1	3	25.00%
TAS	Joshua Ashley	1/3		1/3		3/2	2/3							1	3	25.00%
	Xibei Bell Jia	0/3	0/3		0/3		3/1							1	3	25.00%
	Monil Taragi		0/3	0/3	0/3	0/3								0	4	0.00%
VIC	Craig Carter	3/1	0/3	3/1	1/3	3/0	3/1							4	2	66.67%
	Sam Palmer	3/1	0/3	3/2	0/3	3/0								3	2	60.00%
	Rhys Thomas	3/1	1/3	1/3	0/3	3/0	3/1							3	3	50.00%

Over 30 Men's Teams - Playoff Positions 5-8

	PLAYER	Presidents				Queensland				Victoria "B"				Western Australia				Wins	Losses	
		DF	CN	JV	JW	MB	GS	JX	JC	CD	SW	CW	AF	LP	PS	YW				
Pres	Daniel Fracalossi									0/3	0/3			0/3	0/3	1/3		0	5	0.00%
	Chau Nguyen									0/3		3/2						1	1	50.00%
	Jairo Andres Vergara Iregui									0/3	1/3			0/3	3/0			1	3	25.00%
	John Wright								0/3					1/3	0/3	3/0		1	3	25.00%
QLD	Miron Boguslavsky									0/3	3/1	3/0		2/3		3/0		3	2	60.00%
	Goncalo Serra Gageiro									2/3	3/0		3/0	3/1		3/1		4	1	80.00%
	Jie Xu									0/3	0/3	2/3		0/3	0/3	3/0		1	5	16.67%
VIC B	John Chan				3/0													1	0	100.00%
	Christopher Dobrovic	3/0	3/0			3/0	3/2	3/0										5	0	100.00%
	Stephen Warr	3/0		3/0		1/3	0/3	3/0										3	2	60.00%
	Carey White		2/3	3/1		0/3		3/2										2	2	50.00%
WA	Anthony Fitzpatrick	3/0			3/1		0/3	3/0										3	1	75.00%
	Leo Paradowski	3/0		3/0	3/0	3/2	1/3	3/0										5	1	83.33%
	Puneet Sharma	3/1		0/3	0/3													1	2	33.33%
	Yu Wei					0/3	1/3	0/3										0	3	0.00%

Over 30 Men's Teams - Playoff Positions 9-11

	PLAYER	Aust Capital Territory			New South Wales			South Australia "B"			Wins	Losses	
		AH	HI	VP	JK	GM	DS	MA	CE	GF			
ACT	Amir Hadad				3/0	3/2	0/3	3/0	3/0	3/1	5	1	83.33%
	Haseeb Ikram				1/3	3/1	0/3	0/3	2/3	1/3	1	5	16.67%
	Vu Pham				2/3	3/1	0/3	3/2	3/0	2/3	3	3	50.00%
NSW	Joseph Kwok	0/3	3/1	3/2				2/3	3/2	0/3	3	3	50.00%
	Gaurav Marwah	2/3	1/3	1/3				3/0	2/3	0/3	1	5	16.67%
	Dheeraj Sachdeva	3/0	3/0	3/0				3/0	3/0	1/3	5	1	83.33%
SA B	Mahfuzul Amin	0/3	3/0	2/3	3/2	0/3	0/3				2	4	33.33%
	Charmae Ebero	0/3	3/2	0/3	2/3	3/2	0/3				2	4	33.33%
	Glen Fernandes	1/3	3/1	3/2	3/0	3/0	3/1				5	1	83.33%

TEAMS ANALYSIS
Over 30 Men's Teams - Division A

	PLAYER	New South Wales				New Zealand			South Australia			Victoria "B"				Western Australia				Wins	Losses	
		SG	JK	GM	DS	CD	BG	MP	AD	KK	PW	JC	CD	SW	CW	AF	LP	PS	YW			
NSW	Sourav Ghosh					2/3	0/3	0/3	0/3	0/3						3/2	0/3		3/1	2	6	25.00%
	Joseph Kwok										0/3	1/3		0/3	0/3			0/3		0	5	0.00%
	Gaurav Marwah					0/3	0/3	0/3	0/3	0/3	0/3	2/3		0/3	1/3		0/3		0/3	0	11	0.00%
	Dheeraj Sachdeva					0/3	0/3	0/3	0/3	1/3	0/3	3/2		0/3	1/3	3/0	1/3		1/3	2	10	16.67%
NZL	Craig Dye	3/2		3/0	3/0				1/3	3/0	3/2	3/0	3/2	3/1			3/0	3/0	3/0	11	1	91.67%
	Barry Griffiths	3/0		3/0	3/0				0/3	3/0	3/1	3/0	3/1	3/0			3/0	3/0	3/0	11	1	91.67%
	Mark Page	3/0		3/0	3/0				0/3	3/2	3/1	3/0	3/1	3/1			3/0	3/0	3/0	11	1	91.67%
SA	Anthony Doldo	3/0		3/0	3/0	3/1	3/0	3/0					3/0	3/0	3/0	3/0	3/0		3/0	12	0	100.00%
	Krishna Kumar	3/0		3/0	3/1	0/3	0/3	2/3					3/2	1/3	3/1	3/0	2/3		3/0	7	5	58.33%
	Paton Wilson		3/0	3/0	3/0	2/3	1/3	1/3					3/0	3/0	2/3	3/1	3/0		3/0	8	4	66.67%
VIC B	John Chan		3/1	3/2	2/3	0/3	0/3	0/3								3/0	0/3	3/1		4	5	44.44%
	Christopher Dobrovic					2/3	1/3	1/3	0/3	2/3	0/3					3/0	1/3	3/0		2	7	22.22%
	Stephen Warr		3/0	3/0	3/0	1/3	0/3	1/3	0/3	3/1	0/3									4	5	44.44%
	Carey White		3/0	3/1	3/1				0/3	1/3	3/2					3/1	2/3	3/1		6	3	66.67%
WA	Anthony Fitzpatrick	2/3			0/3				0/3	0/3	1/3	0/3	0/3		1/3					0	8	0.00%
	Leo Paradowski	3/0		3/0	3/1	0/3	0/3	0/3	0/3	3/2	0/3	3/0	3/1		3/2					7	5	58.33%
	Puneet Sharma		3/0			0/3	0/3	0/3				1/3	0/3		1/3					1	6	14.29%
	Yu Wei	1/3		3/0	3/1	0/3	0/3	0/3	0/3	0/3	0/3									2	7	22.22%

Over 30 Men's Teams - Division B

	PLAYER	Aust Capital Territory			Presidents				Queensland			South Australia "B"			Tasmania			Victoria				Wins	Losses	
		SG	AH	VP	DF	CN	JV	JW	MB	GS	JX	MA	CE	GF	JA	XJ	MT	CC	SP	BT	RT			
ACT	Samuel David Garcia Trujillo				3/1	0/3	3/0		0/3	0/3	0/3	3/1	3/1	2/3	0/3	0/3	3/2	0/3	0/3		0/3	5	10	33.33%
	Amir Hadad				3/1	2/3	0/3		2/3	0/3	3/1	2/3	3/0	3/2	0/3	1/3	1/3	0/3			0/3	4	11	26.67%
	Vu Pham				3/0	0/3	0/3		0/3	0/3	3/0	3/1	0/3	0/3	0/3	0/3	3/1	0/3			0/3	4	11	26.67%
Pres	Daniel Fracalossi	1/3	1/3	0/3					0/3	0/3	0/3	3/2	0/3	0/3	0/3	0/3	0/3		0/3	0/3	0/3	1	14	6.67%
	Chau Nguyen	3/0	3/2	3/0					3/2	1/3	0/3	3/1	3/0	3/1	3/2	0/3			0/3	0/3	0/3	8	6	57.14%
	Jairo Andres Vergara Iregui	0/3	3/0	3/0								3/0	3/1	3/0	0/3	1/3	2/3	0/3				5	5	50.00%
	John Wright								0/3	0/3	0/3						3/2		0/3	0/3		1	5	16.67%
QLD	Miron Boguslavsky	3/0	3/2	3/0	3/0	2/3		3/0				3/1	3/0	3/1	0/3	0/3	3/0	0/3			1/3	9	6	60.00%
	Goncalo Serra Gageiro	3/0	3/0	3/0	3/0	3/1		3/0				3/1	3/0	1/3	1/3	1/3	3/1	0/3	0/3		2/3	9	6	60.00%
	Jie Xu	3/0	1/3	0/3	3/0	3/0		3/0				0/3	3/1	3/0	0/3	0/3	3/1	0/3	0/3		0/3	7	8	46.67%
SA B	Mahfuzul Amin	1/3	3/2	1/3	2/3	1/3	0/3		1/3	1/3	3/0				0/3	1/3	1/3	0/3	0/3	1/3		2	13	13.33%
	Charmae Ebero	1/3	0/3	3/0	3/0	0/3	1/3		0/3	0/3	1/3				0/3	0/3	2/3		0/3	0/3	1/3	2	13	13.33%
	Glen Fernandes	3/2	2/3	3/0	3/0	1/3	0/3		1/3	3/1	0/3				0/3	0/3	0/3	0/3	0/3	0/3		4	11	26.67%
TAS	Joshua Ashley	3/0	3/0	3/0	3/0	2/3	3/0		3/0	3/1	3/0	3/0	3/0	3/0				1/3			3/1	12	3	80.00%
	Xibei Bell Jia	3/0	3/1	3/0	3/0	3/0	3/1		3/0	3/1	3/0	3/1	3/0	3/0				0/3	0/3	3/1		13	2	86.67%
	Monil Taragi	2/3	3/1	1/3	3/0		3/2	2/3	0/3	1/3	1/3	3/1	3/0	3/2				0/3	0/3	1/3		6	9	40.00%
VIC	Craig Carter	3/0	3/0	3/0			3/0		3/0	3/0	3/0	3/0		3/0	3/1	3/0	3/0					12	0	100.00%
	Sam Palmer	3/0			3/0	3/0		3/0		3/0	3/0	3/0	3/0	3/0		3/0	3/0					11	0	100.00%
	Benjamin J Taylor		3/0	3/0	3/0	3/0		3/0	3/1			3/1	3/0	3/0	1/3	1/3	3/1					10	2	83.33%
	Rhys Thomas	3/0	3/1	3/0	3/0	3/0			3/1	3/2	3/0		3/1		3/0							10	0	100.00%

2024 National Veterans Championships

Over 30 Women's Teams

New South Wales

Celine Gong
Forough Karimi (C)
Maha Saad

Queensland

Andrea Nicholson
Jeraine Sebastian
Hannah Sunley
Pippa-Louise Trass (C)

Tasmania

Sally Fracalossi
Claire Huxtable
Amy Park
Sara Poh

Western Australia

Beck Bennett
Chavindhya De Silva
Karen Pon

Presidents

Anushka Fernando (VIC)
Yumin Lin (NZL)
Heather Tomlinson (ACT)

South Australia

Ing Hung Stephy Ngu
Siew Yi Ngu
Kelly Shaughnessy (C)

Victoria

Shantelle Hives
Cheryl Huang
Lydia Liu
Akie Yoshida (C)

2024 National Veterans Championships

Over 30 Women's Teams

TEAM RESULTS

MATCH SCORES											
TEAMS		1	2	3	4	5	6	7	WINS	MP	PLACE
1	Victoria		6/5	3/8	9/2	9/2	9/2	11/0	5/1	11	2
2	Western Australia	5/6		3/8	6/5	7/4	10/1	11/0	4/2	10	3
3	South Australia	8/3	8/3		9/2	8/3	8/3	10/1	6/0	12	1
4	New South Wales	2/9	5/6	2/9		9/2	9/2	11/0	3/3	9	4
5	Queensland	2/9	4/7	3/8	2/9		7/4	7/4	2/4	8	5
6	Presidents	2/9	1/10	3/8	2/9	4/7		8/3	1/5	7	6
7	Tasmania	0/11	0/11	1/10	0/11	4/7	3/8		0/6	6	7

PROGRESSIVE RESULTS								
TEAMS		R1	R2	R3	R4	R5	R6	R7
1	Victoria	9/2		11/0	9/2	3/8	9/2	6/5
2	Western Australia	10/1	7/4		11/0	6/5	3/8	5/6
3	South Australia	10/1	8/3	8/3		8/3	8/3	9/2
4	New South Wales		11/0	9/2	9/2	5/6	2/9	2/9
5	Queensland	2/9	4/7	3/8	2/9	7/4		7/4
6	Presidents	1/10	3/8	2/9	2/9		8/3	4/7
7	Tasmania	1/10	0/11	0/11	0/11	4/7	3/8	

Last Updated: September 18, 2024 1:50 PM

TEAMS ANALYSIS
Over 30 Women's Teams

	PLAYER	New South Wales			Presidents			Queensland				South Australia			Tasmania				Victoria				Western Australia			Wins	Losses	
		CG	FK	MS	AF	YL	HT	AN	JS	HS	PT	IN	SN	KS	SF	CH	AP	SP	SH	CH	LL	AY	BB	CD	KP			
NSW	Celine Gong				3/0	3/0	3/1		0/3	3/0	2/3	0/3	1/3	2/3	3/1	3/0		3/0		0/3	1/3	2/3	0/3	3/1	1/3	8	10	44.44%
	Forough Karimi				3/1	1/3	3/1		3/1	3/2	3/2	0/3	0/3	3/0	3/1	3/2		3/0		0/3	1/3	1/3	0/3	3/2	3/0	11	7	61.11%
	Maha Saad				3/0	3/0	3/0		3/1	3/0	3/0	0/3	1/3	3/0	3/0	3/0		3/0	3/0	2/3		3/1	1/3	3/1	3/0	14	4	77.78%
Pres	Anushka Fernando	0/3	1/3	0/3					0/3	0/3	1/3	0/3	0/3	3/1	1/3	3/1		3/2	3/1	0/3	0/3		0/3	0/3	1/3	4	14	22.22%
	Yumin Lin	0/3	3/1	0/3					1/3	3/0	3/1	0/3	2/3	3/0	2/3	3/0		3/0	3/1	0/3	0/3		0/3	1/3	1/3	7	11	38.89%
	Heather Tomlinson	1/3	1/3	0/3					0/3	3/0	3/1	0/3	0/3	3/2	2/3	3/1		3/0	0/3	0/3	0/3		0/3	0/3	0/3	5	13	27.78%
QLD	Andrea Nicholson														0/3	1/3		0/3								0	3	0.00%
	Jeraine Sebastian	3/0	1/3	1/3	3/0	3/1	3/0					0/3	2/3	3/0	3/0	3/0		3/0	3/0		1/3	1/3	0/3	3/0	3/0	11	7	61.11%
	Hannah Sunley	0/3	2/3	0/3	3/0	0/3	0/3					0/3	0/3	3/2					0/3		0/3	0/3	0/3	0/3	1/3	2	13	13.33%
	Pippa-Louise Trass	3/2	2/3	0/3	3/1	1/3	1/3					0/3	1/3	3/0	3/1	3/0		1/3	3/1		0/3	2/3	0/3	3/0	3/1	8	10	44.44%
SA	Ing Hung Stephy Ngu	3/0	3/0	3/0	3/0	3/0	3/0		3/0	3/0	3/0				3/0		3/0	3/0	3/0		3/0	3/0	3/0	3/0	3/1	18	0	100.00%
	Siew Yi Ngu	3/1	3/0	3/1	3/0	3/2	3/0		3/2	3/0	3/1				3/1		3/0	3/0		3/2	3/0	3/0	3/1	3/0	3/0	18	0	100.00%
	Kelly Shaughnessy	3/2	0/3	0/3	1/3	0/3	2/3		0/3	2/3	0/3				0/3		3/0	3/1		0/3	0/3	1/3	0/3	3/1	0/3	4	14	22.22%
TAS	Sally Fracalossi	1/3	1/3	0/3	3/1	3/2	3/2	3/0	0/3		1/3	0/3	1/3	3/0									0/3	0/3	1/3	5	10	33.33%
	Claire Huxtable	0/3	2/3	0/3	1/3	0/3	1/3	3/1	0/3		0/3								0/3	0/3		0/3	0/3	0/3	1/3	1	14	6.67%
	Amy Park											0/3	0/3	0/3					0/3	0/3		0/3	0/3	0/3	0/3	0	9	0.00%
	Sara Poh	0/3	0/3	0/3	2/3	0/3	0/3	3/0	0/3		3/1	0/3	0/3	1/3					1/3	0/3		0/3				2	13	13.33%
VIC	Shantelle Hives			0/3	1/3	1/3	3/0		0/3	3/0	1/3	0/3				3/0	3/0	3/1								5	6	45.45%
	Cheryl Huang	3/0	3/0	3/2	3/0	3/0	3/0						2/3	3/0		3/0	3/0	3/0					2/3	3/0	3/1	12	2	85.71%
	Lydia Liu	3/1	3/1		3/0	3/0	3/0		3/1	3/0	3/0	0/3	0/3	3/0									1/3	3/0	3/1	11	3	78.57%
	Akie Yoshida	3/2	3/1	1/3					3/1	3/0	3/2	0/3	0/3	3/1		3/0	3/0	3/0					0/3	3/0	2/3	10	5	66.67%
WA	Beck Bennett	3/0	3/0	3/1	3/0	3/0	3/0		3/0	3/0	3/0	0/3	1/3	3/0	3/0	3/0	3/0			3/2	3/1	3/0				16	2	88.89%
	Chavindhya De Silva	1/3	2/3	1/3	3/0	3/1	3/0		0/3	3/0	0/3	0/3	0/3	1/3	3/0	3/0	3/0			0/3	0/3	0/3				7	11	38.89%
	Karen Pon	3/1	0/3	0/3	3/1	3/1	3/0		0/3	3/1	1/3	1/3	0/3	3/0	3/1	3/1	3/0			1/3	1/3	3/2				10	8	55.56%

2024 National Veterans Championships

Over 40 Men's Teams

Aust Capital Territory

Raminder Bhrara
Todd Kliendienst
Simon Mills

New South Wales "B"

Santosh Kulkarni
Ravinder Kumar (C)
Alan Yeung

Presidents

Saeed Khayati (NSW)
Babak Kiani Ghalehsardi (NSW)
Damian Taranto (VIC)

South Australia

Frank Ford
Paul Glassenbury (C)
Richard Weaver

Tasmania

Mark Cunningham
Rob Miller
Dhiren Shenoy

Victoria

Mark D Glynn
Simon Johnson (C)
Zankar Pandya
Frank Pearce

New South Wales

Tony Bo
Pascal Mias (C)
John Ngo
Jacky Wong

New Zealand

Russell Armstrong
Stuart Armstrong (C)
Ben Cummings

Queensland

Miron Boguslavsky
Duy Andy Nguyen
Kallum Trass
Venkat Vangaveti (C)

South Australia "B"

Nigel Cooper
Shane Denman
Scott Gray (C)

Tasmania "B"

Piotr Augustyniak
Rob Bowden
Justin Taylor

Victoria "B"

Peter Antoniou
Brian Avalos
John Donachie
Ben Lowe

2024 National Veterans Championships

Over 40 Men's Teams

Seed	Team	Final Position
1	Victoria	1
2	Queensland	2
4	South Australia	3
3	New South Wales	4
6	New South Wales "B"	5
9	South Australia "B"	6
5	Victoria "B"	7
8	Presidents	8
7	Tasmania	9
11	New Zealand	10
10	Aust Capital Territory	11
12	Tasmania "B"	12

Last Updated: September 18, 2024 2:02 PM

2024 National Veterans Championships

Over 40 Men's Teams - Playoffs

Playoff Positions 1-4

Victoria	
New South Wales	Victoria 6 - 3
South Australia	Victoria 6 - 5
Queensland	Queensland 6 - 3
	Position 3 South Australia 6 - 4

Playoff Positions 5-8

South Australia "B"	
Presidents	South Australia "B" 6 - 1
Victoria "B"	New South Wales "B" 6 - 4
New South Wales "B"	New South Wales "B" 7 - 3
	Position 7 Victoria "B" 6 - 1

Playoff Positions 9-12

Aust Capital Territory	
New Zealand	New Zealand 6 - 3
Tasmania "B"	Tasmania 6 - 2
Tasmania	Tasmania 6 - 0
	Position 11 Aust Capital Territory 6 - 1

2024 National Veterans Championships

Over 40 Men's Teams - Division A

TEAM RESULTS

MATCH SCORES										
TEAMS		1	2	3	4	5	6	WINS	MP	PLACE
1	Victoria		7/4	10/1	11/0	11/0	11/0	5/0	10	1
2	South Australia	4/7		10/1	11/0	11/0	11/0	4/1	9	2
3	New South Wales "B"	1/10	1/10		10/1	8/3	11/0	3/2	8	3
4	Presidents	0/11	0/11	1/10		9/2	8/3	2/3	7	4
5	Aust Capital Territory	0/11	0/11	3/8	2/9		6/5	1/4	6	5
6	Tasmania "B"	0/11	0/11	0/11	3/8	5/6		0/5	5	6

PROGRESSIVE RESULTS						
TEAMS		R1	R2	R3	R4	R5
1	Victoria	11/0	11/0	10/1	11/0	7/4
2	South Australia	11/0	11/0	11/0	10/1	4/7
3	New South Wales "B"	11/0	8/3	1/10	1/10	10/1
4	Presidents	0/11	0/11	9/2	8/3	1/10
5	Aust Capital Territory	0/11	3/8	2/9	0/11	6/5
6	Tasmania "B"	0/11	0/11	0/11	3/8	5/6

Last Updated: September 16, 2024 5:26 PM

2024 National Veterans Championships

Over 40 Men's Teams - Division B

TEAM RESULTS

MATCH SCORES										
TEAMS		1	2	3	4	5	6	WINS	MP	PLACE
1	Queensland		7/4	10/1	11/0	11/0	8/3	5/0	10	1
2	New South Wales	4/7		11/0	11/0	10/1	8/3	4/1	9	2
3	Victoria "B"	1/10	0/11		6/5	5/6	7/4	2/3	7	4
4	Tasmania	0/11	0/11	5/6		5/6	6/5	1/4	6	5
5	South Australia "B"	0/11	1/10	6/5	6/5		5/6	2/3	7	3
6	New Zealand	3/8	3/8	4/7	5/6	6/5		1/4	6	6

PROGRESSIVE RESULTS						
TEAMS		R1	R2	R3	R4	R5
1	Queensland	11/0	8/3	10/1	11/0	7/4
2	New South Wales	10/1	11/0	8/3	11/0	4/7
3	Victoria "B"	7/4	5/6	1/10	0/11	6/5
4	Tasmania	0/11	0/11	5/6	6/5	5/6
5	South Australia "B"	1/10	6/5	6/5	0/11	5/6
6	New Zealand	4/7	3/8	3/8	5/6	6/5

Last Updated: September 16, 2024 5:47 PM

TEAMS ANALYSIS

Over 40 Men's Teams

	PLAYER	Wins	Losses	
ACT	Raminder Bhrara	8	12	40.00%
	Todd Kliendienst	4	15	21.05%
	Simon Mills	3	16	15.79%
NSW	Tony Bo	11	2	84.62%
	Pascal Mias	8	7	53.33%
	John Ngo	13	4	76.47%
	Jacky Wong	8	7	53.33%
NSW B	Santosh Kulkarni	13	7	65.00%
	Ravinder Kumar	10	11	47.62%
	Alan Yeung	14	6	70.00%
NZL	Russell Armstrong	2	18	10.00%
	Stuart Armstrong	19	0	100.00%
	Ben Cummings	2	17	10.53%
Pres	Saeed Khayati	7	10	41.18%
	Babak Kiani Ghalehsa	6	12	33.33%
	Damian Taranto	4	13	23.53%
QLD	Miron Boguslavsky	3	0	100.00%
	Duy Andy Nguyen	20	1	95.24%
	Kallum Trass	12	8	60.00%
	Venkat Vangaveti	12	5	70.59%
SA	Frank Ford	18	3	85.71%
	Paul Glassenbury	15	4	78.95%
	Richard Weaver	14	6	70.00%
SA B	Nigel Cooper	5	13	27.78%
	Shane Denman	6	13	31.58%
	Scott Gray	8	10	44.44%
TAS	Mark Cunningham	7	12	36.84%
	Rob Miller	11	8	57.89%
	Dhiren Shenoy	4	14	22.22%
TAS B	Piotr Augustyniak	1	18	5.26%
	Rob Bowden	5	13	27.78%
	Justin Taylor	3	16	15.79%
VIC	Mark D Glynn	9	0	100.00%
	Simon Johnson	16	2	88.89%
	Zankar Pandya	16	1	94.12%
	Frank Pearce	9	8	52.94%
VIC B	Peter Antoniou	7	10	41.18%
	Brian Avalos	10	4	71.43%
	John Donachie	3	10	23.08%
	Ben Lowe	2	12	14.29%

TEAMS ANALYSIS

Over 40 Men's Teams - Playoff Positions 1-4

	PLAYER	New South Wales			Queensland			South Australia			Victoria			Wins	Losses	
		PM	JN	JW	DN	KT	VV	FF	PG	RW	SJ	ZP	FP			
NSW	Pascal Mias										1/3		3/1	1	1	50.00%
	John Ngo										0/3	0/3	3/2	1	2	33.33%
	Jacky Wong										1/3	0/3		0	2	0.00%
QLD	Duy Andy Nguyen							3/0	3/0	3/2				3	0	100.00%
	Kallum Trass							1/3	1/3					0	2	0.00%
	Venkat Vangaveti							3/1		3/0				2	0	100.00%
SA	Frank Ford				0/3	3/1	1/3							1	2	33.33%
	Paul Glassenbury				0/3	3/1								1	1	50.00%
	Richard Weaver				2/3		0/3							0	2	0.00%
VIC	Simon Johnson	3/1	3/0	3/1										3	0	100.00%
	Zankar Pandya		3/0	3/0										2	0	100.00%
	Frank Pearce	1/3	2/3											0	2	0.00%

Over 40 Men's Teams - Playoff Positions 5-8

	PLAYER	New South Wales "B"			Presidents			South Australia "B"			Victoria "B"				Wins	Losses	
		SK	RK	AY	SK	BK	DT	NC	SD	SG	PA	BA	JD	BL			
NSW B	Santosh Kulkarni								1/3	3/2	3/0	2/3	3/1		3	2	60.00%
	Ravinder Kumar							3/2	0/3	1/3	3/2	0/3	3/2		3	3	50.00%
	Alan Yeung							3/0	3/0	3/0	3/2		3/0		5	0	100.00%
Pres	Saeed Khayati							3/2						3/1	2	0	100.00%
	Babak Kiani Ghalehsardi										0/3		0/3	0/3	0	3	0.00%
	Damian Taranto								1/3		0/3				0	2	0.00%
SA B	Nigel Cooper		2/3	0/3	2/3										0	3	0.00%
	Shane Denman	3/1	3/0	0/3			3/1								3	1	75.00%
	Scott Gray	2/3	3/1	0/3											1	2	33.33%
VIC B	Peter Antoniou	0/3	2/3	2/3		3/0	3/0								2	3	40.00%
	Brian Avalos	3/2	3/0												2	0	100.00%
	John Donachie	1/3	2/3	0/3		3/0									1	3	25.00%
	Ben Lowe				1/3	3/0									1	1	50.00%

Over 40 Men's Teams - Playoff Positions 9-12

	PLAYER	Aust Capital Territory			New Zealand			Tasmania			Tasmania "B"			Wins	Losses	
		RB	TK	SM	RA	SA	BC	MC	RM	DS	PA	RB	JT			
ACT	Raminder Bhrara				2/3	0/3	3/2				3/1		3/0	3	2	60.00%
	Todd Kliendienst				3/1		0/3				3/0	1/3		2	2	50.00%
	Simon Mills				3/1	1/3						3/1	3/0	3	1	75.00%
NZL	Russell Armstrong	3/2	1/3	1/3				0/3	0/3					1	4	20.00%
	Stuart Armstrong	3/0		3/1				3/0		3/0				4	0	100.00%
	Ben Cummings	2/3	3/0						1/3	0/3				1	3	25.00%
TAS	Mark Cunningham				3/0	0/3					3/0		3/1	3	1	75.00%
	Rob Miller				3/0		3/1					3/0	3/0	4	0	100.00%
	Dhiren Shenoy					0/3	3/0				3/2			2	1	66.67%
TAS B	Piotr Augustyniak	1/3	0/3					0/3		2/3				0	4	0.00%
	Rob Bowden		3/1	1/3					0/3					1	2	33.33%
	Justin Taylor	0/3		0/3				1/3	0/3					0	4	0.00%

TEAMS ANALYSIS
Over 40 Men's Teams - Division A

	PLAYER	Aust Capital Territory			New South Wales "B"			Presidents			South Australia			Tasmania "B"			Victoria				Wins	Losses	
		RB	TK	SM	SK	RK	AY	SK	BK	DT	FF	PG	RW	PA	RB	JT	MG	SJ	ZP	FP			
ACT	Raminder Bhrara				0/3	3/0	3/2	1/3	0/3	3/1	0/3	0/3	0/3	3/0	1/3	3/0	0/3	0/3		1/3	5	10	33.33%
	Todd Kliendienst				0/3	0/3	0/3	1/3	1/3	0/3	0/3	0/3	0/3	3/1	1/3	3/0	0/3	0/3		0/3	2	13	13.33%
	Simon Mills				0/3	0/3	0/3	0/3	1/3	2/3	0/3	0/3	0/3	1/3	1/3	0/3	0/3	0/3		0/3	0	15	0.00%
NSW B	Santosh Kulkarni	3/0	3/0	3/0				3/2	3/2	3/1	0/3	0/3	3/2	3/0	3/2	3/0		0/3	0/3	0/3	10	5	66.67%
	Ravinder Kumar	0/3	3/0	3/0				3/0	2/3	3/0	0/3	0/3	1/3	3/0	3/0	3/0		0/3	0/3	0/3	7	8	46.67%
	Alan Yeung	2/3	3/0	3/0				3/2	3/1	3/2	0/3	0/3	0/3	3/0	3/0	3/0		0/3	0/3	3/0	9	6	60.00%
Pres	Saeed Khayati	3/1	3/1	3/0	2/3	0/3	2/3				1/3	2/3	1/3	3/0	3/0	2/3	0/3	0/3	1/3		5	10	33.33%
	Babak Kiani Ghalehsardi	3/0	3/1	3/1	2/3	3/2	1/3				0/3	0/3	0/3	3/0	2/3	3/0	0/3	0/3	0/3		6	9	40.00%
	Damian Taranto	1/3	3/0	3/2	1/3	0/3	2/3				0/3	0/3	0/3	3/0	3/0	1/3	0/3	0/3	0/3		4	11	26.67%
SA	Frank Ford	3/0	3/0	3/0	3/0	3/0	3/0	3/1	3/0	3/0				3/0	3/0	3/0		3/1	1/3	3/1	14	1	93.33%
	Paul Glassenbury	3/0	3/0	3/0	3/0	3/0	3/0	3/2	3/0	3/0				3/0	3/0	3/0		0/3	0/3	3/1	13	2	86.67%
	Richard Weaver	3/0	3/0	3/0	2/3	3/1	3/0	3/1	3/0	3/0				3/0	3/0	3/0		0/3	1/3	3/2	12	3	80.00%
TAS B	Piotr Augustyniak	0/3	1/3	3/1	0/3	0/3	0/3	0/3	0/3	0/3	0/3	0/3	0/3				0/3		0/3	0/3	1	14	6.67%
	Rob Bowden	3/1	3/1	3/1	2/3	0/3	0/3	0/3	3/2	0/3	0/3	0/3	0/3				0/3		0/3	1/3	4	11	26.67%
	Justin Taylor	0/3	0/3	3/0	0/3	0/3	0/3	3/2	0/3	3/1	0/3	0/3	0/3				0/3		0/3	0/3	3	12	20.00%
VIC	Mark D Glynn	3/0	3/0	3/0				3/0	3/0	3/0				3/0	3/0	3/0					9	0	100.00%
	Simon Johnson	3/0	3/0	3/0	3/0	3/0	3/0	3/0	3/0	3/0	1/3	3/0	3/0								11	1	91.67%
	Zankar Pandya				3/0	3/0	3/0	3/1	3/0	3/0	3/1	3/0	3/1	3/0	3/0	3/0					12	0	100.00%
	Frank Pearce	3/1	3/0	3/0	3/0	3/0	0/3				1/3	1/3	2/3	3/0	3/1	3/0					8	4	66.67%

Over 40 Men's Teams - Division B

	PLAYER	New South Wales				New Zealand			Queensland				South Australia "B"			Tasmania			Victoria "B"				Wins	Losses	
		TB	PM	JN	JW	RA	SA	BC	MB	DN	KT	VV	NC	SD	SG	MC	RM	DS	PA	BA	JD	BL			
NSW	Tony Bo					3/0	1/3	3/0			2/3		3/0	3/0	3/1	3/0	3/2	3/0	3/0		3/0	3/0	11	2	84.62%
	Pascal Mias					3/0	1/3	3/0		1/3	3/1	2/3	3/0	3/0	3/1							3/0	7	3	70.00%
	John Ngo									0/3	3/1	3/2	3/1	3/0	3/1	3/0	3/0	3/0	3/1		3/0	3/1	11	1	91.67%
	Jacky Wong					3/0	1/3	3/0		0/3		0/3				3/0	3/1	3/0	3/0		3/0		7	3	70.00%
NZL	Russell Armstrong	0/3	0/3		0/3					0/3	1/3	0/3	2/3	0/3	0/3	0/3	0/3	3/1	0/3	0/3	1/3		1	14	6.67%
	Stuart Armstrong	3/1	3/1		3/1					3/2	3/0	3/0	3/0	3/1	3/0	3/0	3/2	3/0	3/0	3/2	3/0		15	0	100.00%
	Ben Cummings	0/3	0/3		0/3					0/3	1/3	0/3	3/0	1/3	0/3	0/3	0/3	1/3	0/3	2/3	0/3		1	14	6.67%
QLD	Miron Boguslavsky															3/1	3/0	3/0					3	0	100.00%
	Duy Andy Nguyen		3/1	3/0	3/0	3/0	2/3	3/0					3/0	3/0	3/0	3/0	3/0	3/0		3/2	3/0	3/0	14	1	93.33%
	Kallum Trass	3/2	1/3	1/3		3/1	0/3	3/1					3/0	3/0	3/2	3/0	3/0	3/0		3/0	3/1	3/1	12	3	80.00%
	Venkat Vangaveti	3/2	2/3	3/0		3/0	0/3	3/0					3/0	3/0	3/0					2/3	3/0	3/0	9	3	75.00%
SA B	Nigel Cooper	0/3	0/3	1/3		3/2	0/3	0/3		0/3	0/3	0/3				3/1	2/3	3/0	3/1	0/3		3/2	5	10	33.33%
	Shane Denman	0/3	0/3	0/3		3/0	1/3	3/1		0/3	0/3	0/3				0/3	1/3	0/3	0/3	2/3		3/0	3	12	20.00%
	Scott Gray	1/3	1/3	1/3		3/0	0/3	3/0		0/3	2/3	0/3				3/2	3/0	3/0	3/0	1/3		3/2	7	8	46.67%
TAS	Mark Cunningham	0/3		0/3	0/3	3/0	0/3	3/0	1/3	0/3	0/3		1/3	3/0	2/3				0/3	0/3		3/0	4	11	26.67%
	Rob Miller	2/3		0/3	1/3	3/0	2/3	3/0	0/3	0/3	0/3		3/2	3/1	0/3				3/2	3/1		3/0	7	8	46.67%
	Dhiren Shenoy	0/3		0/3	0/3	1/3	0/3	3/1	0/3	0/3	0/3		0/3	3/0	0/3				0/3	0/3		1/3	2	13	13.33%
VIC B	Peter Antoniou	0/3		1/3	0/3	3/0	0/3	3/0					1/3	3/0	0/3	3/0	2/3	3/0					5	7	41.67%
	Brian Avalos					3/0	2/3	3/2		2/3	0/3	3/2	3/0	3/2	3/1	3/0	1/3	3/0					8	4	66.67%
	John Donachie	0/3		0/3	0/3	3/1	0/3	3/0		0/3	1/3	0/3											2	7	22.22%
	Ben Lowe	0/3	0/3	1/3						0/3	1/3	0/3	2/3	0/3	2/3	0/3	0/3	3/1					1	11	8.33%

2024 National Veterans Championships

Over 50 Men's Teams

Aust Capital Territory

Graham Bowrey
Michael Bowrey
Gregory Mowle

New South Wales

Mohammad Azimi (C)
Walter Ly
Herijanto Najan
Alexandre Vong

New South Wales "B"

David Clackson (C)
Henning Paul Hansen
Shin Nakazawa
Clement Siu

New Zealand

Yuliang Jiang
Hoa Ngo (C)
Hui Steven Zhu

New Zealand "B"

Chien-Chung Michael Chang
Frank Chen
Jack Li (C)
Edwin Nieman

Presidents "A"

Gordon Gunn (VIC)
Rodney Hee (NT)
Dr Ali Taheri (VIC)
Frank Zayzon (NSW)

Presidents "B"

Jun Kenny Li (NZL)
Nick Ning (NZL)
Warun Wilkinson (QLD)

Queensland

Eric Hsiao
Anthony Jeffress (C)
Darin May
Jerrod Thomson

Queensland "B"

Rashed Aziz
Vincent Boeske (C)
Virgoe Buckland
Robert Richards

South Australia

Paul Langley (C)
Nghì Thanh Nguyen
Chris Prince

South Australia "B"

Steve Aufderheide
Robbie Tyas (C)
Michael Zhang

Tasmania

John Faulkner
Wayne Groombridge
Ash Keenoo
Simon Murray

Tasmania "B"

David Coombe
Chris Scanlan
Sean Wicks

Victoria

Andrew De Zwart
John Griffiths
David Segal
Jason Tran (C)

Victoria "B"

M Kaunain Beg
Rehan Iqbal
Rod Kempton
Greg Robbins (C)

2024 National Veterans Championships

Over 50 Men's Teams

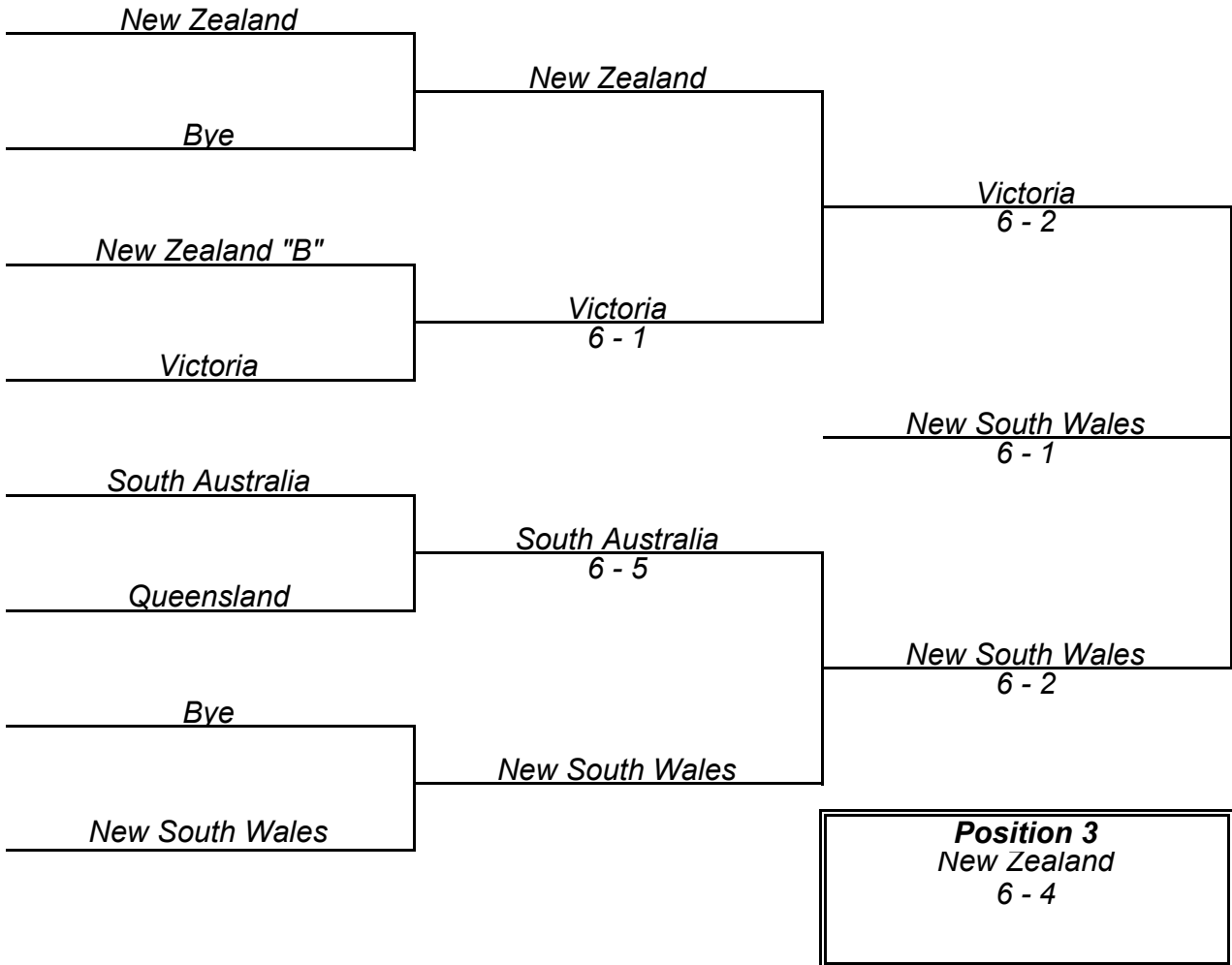
Seed	Team	Final Position
2	New South Wales	1
3	Victoria	2
1	New Zealand	3
4	South Australia	4
5	Queensland	5
6	New Zealand "B"	6
7	Aust Capital Territory	7
8	Victoria "B"	8
10	New South Wales "B"	9
11	Presidents "A"	10
9	Tasmania	11
12	South Australia "B"	12
13	Presidents "B"	13
14	Queensland "B"	14
15	Tasmania "B"	15

Last Updated: September 18, 2024 1:40 PM

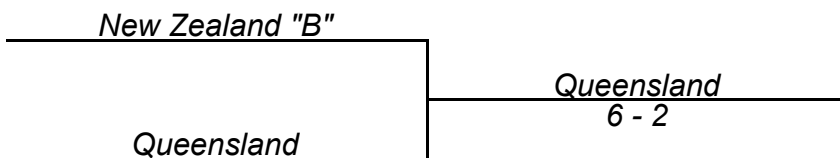
2024 National Veterans Championships

Over 50 Men's Teams - Playoff Positions 1-6

Playoff Positions 1-6



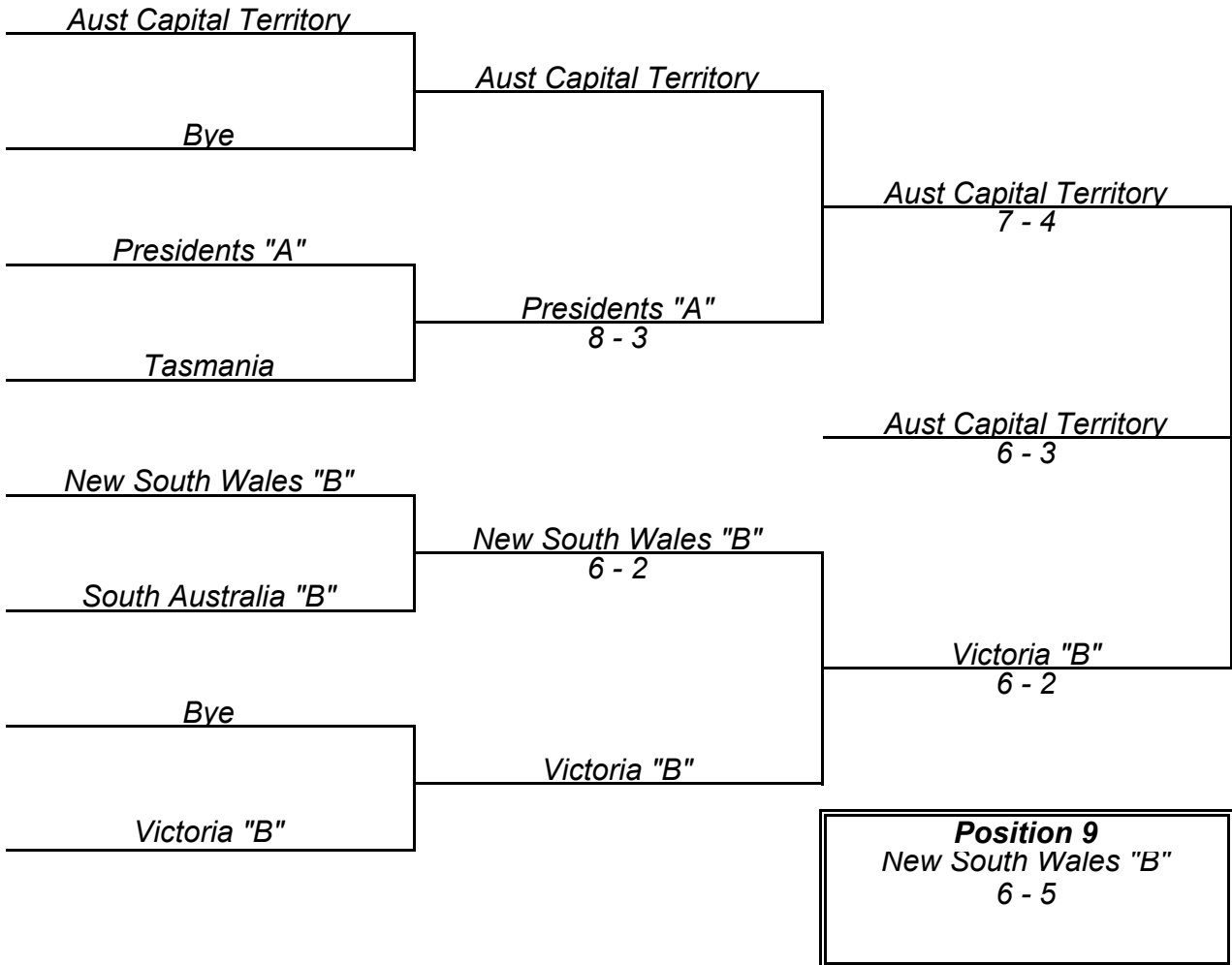
Playoff Positions 5-6



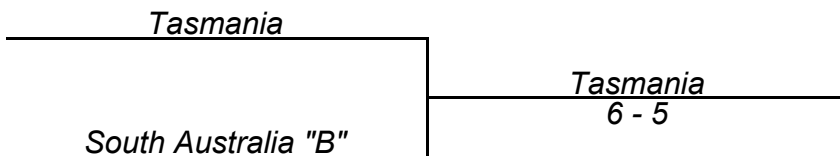
2024 National Veterans Championships

Over 50 Men's Teams - Playoff Positions 7-12

Playoff Positions 7-12



Playoff Positions 11-12



2024 National Veterans Championships

Over 50 Men's Teams - Playoff Positions 13-15

TEAM RESULTS

MATCH SCORES								
TEAMS		1	2	3	4	WINS	MP	PLACE
1	Queensland "B"			6/0	5/6	1/1	3	2
2						0/0	0	
3	Tasmania "B"	0/6			0/6	0/2	2	3
4	Presidents "B"	6/5		6/0		2/0	4	1

PROGRESSIVE RESULTS				
TEAMS		R1	R2	R3
1	Queensland "B"	6/0	5/6	
2				
3	Tasmania "B"	0/6		0/6
4	Presidents "B"		6/5	6/0

Last Updated: September 17, 2024 2:50 PM

2024 National Veterans Championships

Over 50 Men's Teams - Division A

TEAM RESULTS

MATCH SCORES									
TEAMS		1	2	3	4	5	WINS	MP	PLACE
1	New Zealand		7/4	6/5	9/2	11/0	4/0	8	1
2	Queensland	4/7		8/3	8/3	11/0	3/1	7	2
3	Aust Capital Territory	5/6	3/8		7/4	8/3	2/2	6	3
4	South Australia "B"	2/9	3/8	4/7		7/4	1/3	5	4
5	Presidents "B"	0/11	0/11	3/8	4/7		0/4	4	5

PROGRESSIVE RESULTS						
TEAMS		R1	R2	R3	R4	R5
1	New Zealand	9/2		6/5	11/0	7/4
2	Queensland	11/0	8/3		8/3	4/7
3	Aust Capital Territory		8/3	5/6	3/8	7/4
4	South Australia "B"	2/9	3/8	7/4		4/7
5	Presidents "B"	0/11	3/8	4/7	0/11	

Last Updated: September 16, 2024 1:26 PM

2024 National Veterans Championships

Over 50 Men's Teams - Division B

TEAM RESULTS

MATCH SCORES									
TEAMS		1	2	3	4	5	WINS	MP	PLACE
1	New South Wales		10/1	10/1	10/1	11/0	4/0	8	1
2	New Zealand "B"	1/10		6/5	10/1	11/0	3/1	7	2
3	Victoria "B"	1/10	5/6		8/3	11/0	2/2	6	3
4	Presidents "A"	1/10	1/10	3/8		11/0	1/3	5	4
5	Tasmania "B"	0/11	0/11	0/11	0/11		0/4	4	5

PROGRESSIVE RESULTS						
TEAMS		R1	R2	R3	R4	R5
1	New South Wales	10/1		10/1	11/0	10/1
2	New Zealand "B"	11/0	10/1		6/5	1/10
3	Victoria "B"		11/0	1/10	5/6	8/3
4	Presidents "A"	1/10	1/10	11/0		3/8
5	Tasmania "B"	0/11	0/11	0/11	0/11	

Last Updated: September 16, 2024 1:26 PM

2024 National Veterans Championships

Over 50 Men's Teams - Division C

TEAM RESULTS

MATCH SCORES									
TEAMS		1	2	3	4	5	WINS	MP	PLACE
1	Victoria		7/4	11/0	9/2	11/0	4/0	8	1
2	South Australia	4/7		11/0	11/0	11/0	3/1	7	2
3	Tasmania	0/11	0/11		4/7	8/3	1/3	5	4
4	New South Wales "B"	2/9	0/11	7/4		10/1	2/2	6	3
5	Queensland "B"	0/11	0/11	3/8	1/10		0/4	4	5

PROGRESSIVE RESULTS						
TEAMS		R1	R2	R3	R4	R5
1	Victoria	9/2		11/0	11/0	7/4
2	South Australia	11/0	11/0		11/0	4/7
3	Tasmania		8/3	0/11	0/11	4/7
4	New South Wales "B"	2/9	0/11	10/1		7/4
5	Queensland "B"	0/11	3/8	1/10	0/11	

Last Updated: September 16, 2024 1:25 PM

TEAMS ANALYSIS Over 50 Men's Teams

	PLAYER	Wins	Losses	
ACT	Graham Bowrey	1	16	5.88%
	Michael Bowrey	16	2	88.89%
	Gregory Mowle	9	8	52.94%
NSW	Mohammad Azimi	13	1	92.86%
	Walter Ly	11	1	91.67%
	Herijanto Najan	13	3	81.25%
	Alexandre Vong	6	0	100.00%
NSW B	David Clackson	4	10	28.57%
	Henning Paul Hansen	3	10	23.08%
	Shin Nakazawa	10	6	62.50%
	Clement Siu	7	7	50.00%
NZL	Yuliang Jiang	12	4	75.00%
	Hoa Ngo	13	4	76.47%
	Hui Steven Zhu	11	6	64.71%
NZL B	Chien-Chung Michael	6	5	54.55%
	Frank Chen	6	7	46.15%
	Jack Li	6	4	60.00%
	Edwin Nieman	8	6	57.14%
Prs A	Gordon Gunn	8	10	44.44%
	Rodney Hee	10	7	58.82%
	Dr Ali Taheri	5	11	31.25%
	Frank Zayzon	5	7	41.67%
Prs B	Jun Kenny Li	8	9	47.06%
	Nick Ning	7	10	41.18%
	Warun Wilkinson	2	14	12.50%
QLD	Eric Hsiao	7	4	63.64%
	Anthony Jeffress	7	5	58.33%
	Darin May	9	8	52.94%
	Jerrod Thomson	8	3	72.73%
QLD B	Rashed Aziz	5	9	35.71%
	Vincent Boeske	1	9	10.00%
	Virgoe Buckland	5	6	45.45%
	Robert Richards	1	14	6.67%
SA	Paul Langley	20	0	100.00%
	Nghi Thanh Nguyen	12	7	63.16%
	Chris Prince	9	11	45.00%
SA B	Steve Aufderheide	2	15	11.76%
	Robbie Tyas	1	16	5.88%
	Michael Zhang	16	1	94.12%
TAS	John Faulkner	3	9	25.00%
	Wayne Groombridge	7	8	46.67%
	Ash Keenoo	8	7	53.33%
	Simon Murray	2	10	16.67%
TAS B	David Coombe	0	16	0.00%
	Chris Scanlan	0	16	0.00%
	Sean Wicks	0	14	0.00%
VIC	Andrew De Zwart	7	5	58.33%
	John Griffiths	7	2	77.78%
	David Segal	16	2	88.89%
	Jason Tran	11	4	73.33%
VIC B	M Kaunain Beg	5	6	45.45%
	Rehan Iqbal	7	5	58.33%
	Rod Kempton	7	6	53.85%
	Greg Robbins	8	5	61.54%

2024 National Veterans Championships

Over 50 Women's Teams

New South Wales

Liming Karen Fan
Allison Flood (C)
Thi My Phung Mai Nguyen

Queensland "B"

Monica Deeth
Janice Kent (C)
Jane Lee
Anne Sheridan

Tasmania

Diane Hope
Suzie Jones
Denise Otten

Western Australia

Sarah Li
Nhien-Nina Tran
Takako Wild

Queensland

Susanne Alexandersson
Helen Barnett (C)
Rosalie Brooks
Qi Li

South Australia

Claire Langley (C)
Laurette Norton
Melissa Nottle

Victoria

Melisa Ball (C)
Aviva Brindley
Belinda Strong
Christina Xiong

2024 National Veterans Championships

Over 50 Women's Teams

TEAM RESULTS

MATCH SCORES											
TEAMS		1	2	3	4	5	6	7	WINS	MP	PLACE
1	Victoria		6/3	10/1	9/2	11/0	9/2	9/2	6/0	12	1
2	Queensland	3/6		9/2	9/2	10/1	10/1	10/1	5/1	11	2
3	New South Wales	1/10	2/9		6/5	8/3	7/4	8/3	4/2	10	3
4	South Australia	2/9	2/9	5/6		9/2	9/2	6/5	3/3	9	4
5	Queensland "B"	0/11	1/10	3/8	2/9		5/6	3/8	0/6	6	7
6	Tasmania	2/9	1/10	4/7	2/9	6/5		5/6	1/5	7	6
7	Western Australia	2/9	1/10	3/8	5/6	8/3	6/5		2/4	8	5

PROGRESSIVE RESULTS								
TEAMS		R1	R2	R3	R4	R5	R6	R7
1	Victoria	11/0		9/2	9/2	10/1	9/2	6/3
2	Queensland	10/1	10/1		10/1	9/2	9/2	3/6
3	New South Wales	8/3	7/4	8/3		1/10	2/9	6/5
4	South Australia		6/5	9/2	9/2	2/9	2/9	5/6
5	Queensland "B"	0/11	1/10	3/8	2/9	3/8		5/6
6	Tasmania	1/10	4/7	2/9	2/9		5/6	6/5
7	Western Australia	3/8	5/6	2/9	1/10	8/3	6/5	

Last Updated: September 18, 2024 1:02 PM

TEAMS ANALYSIS
Over 50 Women's Teams

	New South Wales			Queensland				Queensland "B"				South Australia			Tasmania			Victoria				Western Australia			Wins	Losses		
	PLAYER	LF	AF	TN	SA	HB	RB	QL	MD	JK	JL	AS	CL	LN	MN	DH	SJ	DO	MB	AB	BS	CX	SL	NT				TW
NSW	Liming Karen Fan				3/0	0/3		3/1	3/2	3/0	3/0		0/3	3/0	3/2	3/2	3/0	3/0	2/3	0/3		1/3	3/0	3/0	3/0	13	5	72.22%
	Allison Flood				1/3	0/3		2/3	3/2	3/0	3/0		3/2	0/3	3/0	3/1	1/3	3/0	3/1	0/3		0/3	3/0	2/3	3/0	10	8	55.56%
	Thi My Phung Mai Nguyen				0/3		2/3	1/3	0/3	3/0	3/0		3/1	2/3	0/3	3/0	2/3	3/0	0/3	0/3		0/3	3/0	0/3	3/2	7	11	38.89%
QLD	Susanne Alexandersson	0/3	3/1	3/0					3/0	3/0		3/2	3/1	3/2	2/3	3/1	0/3	3/0	3/0	1/3		0/3	3/1			11	5	68.75%
	Helen Barnett	3/0	3/0						3/0	3/0		3/0	3/0	3/0					3/0			0/3	3/0	3/1	3/0	12	1	92.31%
	Rosalie Brooks			3/2									3/0		1/3	3/0	3/1	3/0		0/3		0/3		3/0	3/2	7	3	70.00%
	Qi Li	1/3	3/2	3/1					1/3	3/0		3/1		3/2		3/0	3/1	3/0					2/3	3/0	3/0	10	3	76.92%
QLD B	Monica Deeth	2/3	2/3	3/0	0/3	0/3		3/1					0/3	3/0	2/3	3/0	2/3	3/1	0/3	0/3		0/3				5	10	33.33%
	Janice Kent	0/3	0/3	0/3	0/3	0/3		0/3							0/3	1/3	2/3	2/3	0/3	0/3		0/3	1/3	1/3	0/3	0	16	0.00%
	Jane Lee	0/3	0/3	0/3									1/3	2/3								0/3	0/3	0/3	0	8	0.00%	
	Anne Sheridan				2/3	0/3		1/3					0/3	3/0	1/3	3/1	2/3	3/0	0/3	0/3		0/3	3/1	3/1	0/3	5	10	33.33%
SA	Claire Langley	3/0	2/3	1/3	1/3	0/3	0/3		3/0		3/1	3/0				3/0	3/1	3/0	3/1	2/3		0/3	3/0	2/3	3/1	10	8	55.56%
	Laurette Norton	0/3	3/0	3/2	2/3	0/3		2/3	0/3		3/2	0/3				1/3	1/3	3/0	0/3	0/3		0/3	2/3	0/3	3/2	5	13	27.78%
	Melissa Nottle	2/3	0/3	3/0	3/2	0/3	3/1		3/2	3/0		3/1				3/1	3/1	3/1	1/3		3/2	0/3	3/1	0/3	3/2	12	6	66.67%
TAS	Diane Hope	2/3	1/3	0/3	1/3		0/3	0/3	0/3	3/1		1/3	0/3	3/1	1/3					2/3	3/0	0/3	1/3	2/3	3/2	4	14	22.22%
	Suzie Jones	0/3	3/1	3/2	3/0		1/3	1/3	3/2	3/2		3/2	1/3	3/1	1/3					3/2	0/3	0/3	3/0	0/3	1/3	9	9	50.00%
	Denise Otten	0/3	0/3	0/3	0/3		0/3	0/3	1/3	3/2		0/3	0/3	0/3	1/3					0/3	0/3	0/3	0/3	3/0	3/1	3	15	16.67%
VIC	Melisa Ball	3/2	1/3	3/0	0/3	0/3			3/0	3/0		3/0	1/3	3/0	3/1								3/0	3/1	3/0	10	4	71.43%
	Aviva Brindley	3/0	3/0	3/0	3/1		3/0		3/0	3/0		3/0	3/2	3/0		3/2	2/3	3/0					3/0	3/0	3/0	15	1	93.75%
	Belinda Strong														2/3	0/3	3/0	3/0								2	2	50.00%
	Christina Xiong	3/1	3/0	3/0	3/0	3/0	3/0		3/0	3/0		3/0	3/0	3/0	3/0	3/0	3/0	3/0					3/2	3/1	3/0	18	0	100.00%
WA	Sarah Li	0/3	0/3	0/3	1/3	0/3		3/2		3/1	3/0	1/3	0/3	3/2	1/3	3/1	0/3	3/0	0/3	0/3		2/3				6	12	33.33%
	Nhien-Nina Tran	0/3	3/2	3/0		1/3	0/3	0/3		3/1	3/0	1/3	3/2	3/0	3/0	3/2	3/0	0/3	1/3	0/3		1/3				9	9	50.00%
	Takako Wild	0/3	0/3	2/3		0/3	2/3	0/3		3/0	3/0	3/0	1/3	2/3	2/3	2/3	3/1	1/3	0/3	0/3		0/3				4	14	22.22%

2024 National Veterans Championships

Over 60 Men's Teams

New South Wales

Brett W Evans
Peter Krigovsky
Waver Liu
Bill Robson (C)

New Zealand

Gregg Davey
Neil Stephen Hoolihan
Ray Sheath (C)

Queensland

Jan Alexandersson
David Bernard (C)
Vincent Tjoe

South Australia

Kevin Malyschko
Sharad Pandit (C)
Kok Chong Tan

Tasmania "B"

Robert Bonney
Paul Colcheedas
Graeme Foulis

Victoria "B"

Andrew Bricknell (C)
Wayne Greaves
Mark Hall
David Kumar

New South Wales "B"

Greg Evans
Mustafa Keskin
Michael Pilottos (C)
James Zhao

Presidents

Chris Anders (VIC)
John Parker (ACT)
Nick Sumeghy (NSW)

Queensland "B"

David Gillard
Marshall Muller
Warren Owen
Barry Shimmin-Clarke (C)

Tasmania

David Ahel
Craig Badcock
David McCarthy

Victoria

David Brand
Robert Huang
John Pattison (C)
Adrien Shnier

Western Australia

Charles Foss
Anthony Johnston
Adrian Reeves
Thain Chai Yong

2024 National Veterans Championships

Over 60 Men's Teams

Seed	Team	Final Position
2	New South Wales	1
1	Victoria	2
3	South Australia	3
4	New South Wales "B"	4
8	Queensland	5
5	Victoria "B"	6
7	Western Australia	7
6	New Zealand	8
9	Queensland "B"	9
11	Presidents	10
10	Tasmania	11
12	Tasmania "B"	12

Last Updated: September 18, 2024 1:40 PM

2024 National Veterans Championships

Over 60 Men's Teams - Playoffs

Playoff Positions 1-4

Victoria	Victoria 6 - 5
South Australia	New South Wales 6 - 1
New South Wales "B"	New South Wales 6 - 0
New South Wales	Position 3 South Australia 6 - 1

Playoff Positions 5-8

Queensland	Queensland 6 - 5
Western Australia	Queensland 6 - 1
New Zealand	Victoria "B" 6 - 2
Victoria "B"	Position 7 Western Australia Walkover

Playoff Positions 9-12

Queensland "B"	Queensland "B" 9 - 1
Tasmania	Queensland "B" 6 - 0
Tasmania "B"	Presidents 11 - 0
Presidents	Position 11 Tasmania 11 - 0

2024 National Veterans Championships

Over 60 Men's Teams - Division A

TEAM RESULTS

MATCH SCORES										
TEAMS		1	2	3	4	5	6	WINS	MP	PLACE
1	Victoria		8/3	11/0	10/1	11/0	11/0	5/0	10	1
2	New South Wales "B"	3/8		9/2	6/5	11/0	11/0	4/1	9	2
3	New Zealand	0/11	2/9		1/10	9/2	10/1	2/3	7	4
4	Queensland	1/10	5/6	10/1		11/0	10/1	3/2	8	3
5	Tasmania	0/11	0/11	2/9	0/11		4/7	0/5	5	6
6	Presidents	0/11	0/11	1/10	1/10	7/4		1/4	6	5

PROGRESSIVE RESULTS						
TEAMS		R1	R2	R3	R4	R5
1	Victoria	10/1	11/0	11/0	11/0	8/3
2	New South Wales "B"	11/0	6/5	11/0	9/2	3/8
3	New Zealand	10/1	9/2	0/11	2/9	1/10
4	Queensland	1/10	5/6	11/0	10/1	10/1
5	Tasmania	0/11	2/9	0/11	0/11	4/7
6	Presidents	1/10	0/11	0/11	1/10	7/4

Last Updated: September 16, 2024 1:58 PM

2024 National Veterans Championships

Over 60 Men's Teams - Division B

TEAM RESULTS

MATCH SCORES										
TEAMS		1	2	3	4	5	6	WINS	MP	PLACE
1	New South Wales		7/4	9/2	10/1	11/0	11/0	5/0	10	1
2	South Australia	4/7		10/1	9/2	10/1	10/1	4/1	9	2
3	Victoria "B"	2/9	1/10		6/5	8/3	11/0	3/2	8	3
4	Western Australia	1/10	2/9	5/6		10/1	11/0	2/3	7	4
5	Queensland "B"	0/11	1/10	3/8	1/10		11/0	1/4	6	5
6	Tasmania "B"	0/11	1/10	0/11	0/11	0/11		0/5	5	6

PROGRESSIVE RESULTS						
TEAMS		R1	R2	R3	R4	R5
1	New South Wales	10/1	11/0	9/2	11/0	7/4
2	South Australia	10/1	9/2	10/1	10/1	4/7
3	Victoria "B"	11/0	8/3	2/9	1/10	6/5
4	Western Australia	1/10	2/9	10/1	11/0	5/6
5	Queensland "B"	1/10	3/8	1/10	0/11	11/0
6	Tasmania "B"	0/11	0/11	1/10	0/11	0/11

Last Updated: September 16, 2024 4:58 PM

TEAMS ANALYSIS

Over 60 Men's Teams

	PLAYER	Wins	Losses	
NSW	Brett W Evans	8	5	61.54%
	Peter Krigovsky	16	1	94.12%
	Waver Liu	7	1	87.50%
	Bill Robson	18	0	100.00%
NSW B	Greg Evans	8	5	61.54%
	Mustafa Keskin	4	7	36.36%
	Michael Pilottos	13	5	72.22%
	James Zhao	8	6	57.14%
NZL	Gregg Davey	8	9	47.06%
	Neil Stephen Hoolihan	8	9	47.06%
	Ray Sheath	4	13	23.53%
Pres	Chris Anders	8	11	42.11%
	John Parker	4	16	20.00%
	Nick Sumeghy	4	16	20.00%
QLD	Jan Alexandersson	17	3	85.00%
	David Bernard	11	9	55.00%
	Vincent Tjoe	14	6	70.00%
QLD B	David Gillard	1	7	12.50%
	Marshall Muller	7	6	53.85%
	Warren Owen	8	10	44.44%
	Barry Shimmin-Clarke	10	9	52.63%
SA	Kevin Malyschko	17	3	85.00%
	Sharad Pandit	18	2	90.00%
	Kok Chong Tan	10	10	50.00%
TAS	David Ahel	4	17	19.05%
	Craig Badcock	6	15	28.57%
	David McCarthy	6	14	30.00%
TAS B	Robert Bonney	0	21	0.00%
	Paul Colcheedas	0	21	0.00%
	Graeme Foulis	0	21	0.00%
VIC	David Brand	16	1	94.12%
	Robert Huang	9	5	64.29%
	John Pattison	9	3	75.00%
	Adrien Shnier	13	4	76.47%
VIC B	Andrew Bricknell	5	11	31.25%
	Wayne Greaves	8	6	57.14%
	Mark Hall	10	6	62.50%
	David Kumar	5	6	45.45%
WA	Charles Foss	7	11	38.89%
	Anthony Johnston	8	7	53.33%
	Adrian Reeves	5	4	55.56%
	Thain Chai Yong	6	6	50.00%

TEAMS ANALYSIS
Over 60 Men's Teams - Playoff Positions 1-4

	PLAYER	New South Wales				New South Wales "B"				South Australia			Victoria				Wins	Losses	
		BE	PK	WL	BR	GE	MK	MP	JZ	KM	SP	KT	DB	RH	JP	AS			
NSW	Brett W Evans												0/3	3/2			1	1	50.00%
	Peter Krigovskiy					3/0	3/0							3/0		3/1	4	0	100.00%
	Waver Liu							3/2									1	0	100.00%
	Bill Robson					3/0		3/0					3/0			3/1	4	0	100.00%
NSW B	Greg Evans		0/3		0/3					0/3	0/3						0	4	0.00%
	Mustafa Keskin		0/3														0	1	0.00%
	Michael Pilottos			2/3	0/3					0/3		3/1					1	3	25.00%
	James Zhao										1/3	1/3					0	2	0.00%
SA	Kevin Malyschko					3/0		3/0					0/3	3/2	3/1		4	1	80.00%
	Sharad Pandit					3/0			3/1				2/3	3/1	3/0		4	1	80.00%
	Kok Chong Tan							1/3	3/1				0/3	1/3	1/3		1	4	20.00%
VIC	David Brand	3/0			0/3					3/0	3/2	3/0					4	1	80.00%
	Robert Huang	2/3	0/3							2/3	1/3	3/1					1	4	20.00%
	John Pattison									1/3	0/3	3/1					1	2	33.33%
	Adrien Shnier		1/3		1/3												0	2	0.00%

Over 60 Men's Teams - Playoff Positions 5-8

	PLAYER	New Zealand			Queensland			Victoria "B"				Western Australia			Wins	Losses	
		GD	NH	RS	JA	DB	VT	AB	WG	MH	DK	CF	AJ	TY			
NZL	Gregg Davey							3/2	1/3						1	1	50.00%
	Neil Stephen Hoolihan							3/2		2/3					1	1	50.00%
	Ray Sheath								0/3	0/3					0	2	0.00%
QLD	Jan Alexandersson									3/0	3/0	3/2	2/3	3/0	4	1	80.00%
	David Bernard							0/3		3/0		3/2	3/1	0/3	3	2	60.00%
	Vincent Tjoe							3/2			3/0	3/1	3/2	2/3	4	1	80.00%
VIC B	Andrew Bricknell	2/3	2/3			3/0	2/3								1	3	25.00%
	Wayne Greaves	3/1		3/0											2	0	100.00%
	Mark Hall		3/2	3/0	0/3	0/3									2	2	50.00%
	David Kumar				0/3		0/3								0	2	0.00%
WA	Charles Foss				2/3	2/3	1/3								0	3	0.00%
	Anthony Johnston				3/2	1/3	2/3								1	2	33.33%
	Thain Chai Yong				0/3	3/0	3/2								2	1	66.67%

Over 60 Men's Teams - Playoff Positions 9-12

	PLAYER	Presidents			Queensland "B"				Tasmania			Tasmania "B"			Wins	Losses	
		CA	JP	NS	DG	MM	WO	BS	DA	CB	DM	RB	PC	GF			
Pres	Chris Anders							1/3				3/0	3/0	3/0	3	1	75.00%
	John Parker					0/3	0/3					3/0	3/1	3/1	3	2	60.00%
	Nick Sumeghy						0/3	0/3				3/0	3/0	3/0	3	2	60.00%
QLD B	David Gillard								1/3						0	1	0.00%
	Marshall Muller		3/0						3/0	3/1	3/1				4	0	100.00%
	Warren Owen		3/0	3/0					3/0	3/0					4	0	100.00%
	Barry Shimmin-Clarke	3/1		3/0						3/0	3/2				4	0	100.00%
TAS	David Ahel				3/1	0/3	0/3					3/0	3/0	3/2	4	2	66.67%
	Craig Badcock					1/3	0/3	0/3				3/0	3/0	3/0	3	3	50.00%
	David McCarthy					1/3		2/3				3/0	3/1	3/0	3	2	60.00%
TAS B	Robert Bonney	0/3	0/3	0/3					0/3	0/3	0/3				0	6	0.00%
	Paul Colcheedas	0/3	1/3	0/3					0/3	0/3	1/3				0	6	0.00%
	Graeme Foulis	0/3	1/3	0/3					2/3	0/3	0/3				0	6	0.00%

TEAMS ANALYSIS
Over 60 Men's Teams - Division A

	PLAYER	New South Wales "B"				New Zealand			Presidents			Queensland			Tasmania			Victoria				Wins	Losses	
		GE	MK	MP	JZ	GD	NH	RS	CA	JP	NS	JA	DB	VT	DA	CB	DM	DB	RH	JP	AS			
NSW B	Greg Evans					2/3	3/2	3/0	3/0	3/0	3/0				3/0	3/0	3/0					8	1	88.89%
	Mustafa Keskin								3/2	3/0	3/0	0/3	2/3	2/3			3/0	0/3	0/3		2/3	4	6	40.00%
	Michael Pilottos					3/1	3/1	3/0	3/0	3/0	3/0	0/3	3/0	3/0	3/0	3/0		0/3	3/2		3/0	12	2	85.71%
	James Zhao					3/1	3/0	0/3				1/3	3/1	3/0	3/0	3/0	3/0	2/3	0/3		3/2	8	4	66.67%
NZL	Gregg Davey	3/2		1/3	1/3				3/2	3/0	3/1	1/3	1/3	0/3	3/0	3/0	3/0		1/3	2/3	1/3	7	8	46.67%
	Neil Stephen Hoolihan	2/3		1/3	0/3				3/0	3/0	3/0	0/3	3/2	1/3	3/0	3/0			1/3	1/3	1/3	7	8	46.67%
	Ray Sheath	0/3		0/3	3/0				0/3	3/2	3/0	0/3	0/3	0/3	3/2	0/3	0/3		0/3	0/3	0/3	4	11	26.67%
Pres	Chris Anders	0/3	2/3	0/3		2/3	0/3	3/0				0/3	3/2	0/3	3/0	3/2	3/1	0/3	0/3		0/3	5	10	33.33%
	John Parker	0/3	0/3	0/3		0/3	0/3	2/3				1/3	0/3	1/3	3/0	1/3	2/3	0/3	0/3		0/3	1	14	6.67%
	Nick Sumeghy	0/3	0/3	0/3		1/3	0/3	0/3				0/3	1/3	0/3	3/2	0/3	2/3	0/3	0/3		0/3	1	14	6.67%
QLD	Jan Alexandersson		3/0	3/0	3/1	3/1	3/0	3/0	3/0	3/1	3/0				3/0	3/0	3/0	0/3		3/2	2/3	13	2	86.67%
	David Bernard		3/2	0/3	1/3	3/1	2/3	3/0	2/3	3/0	3/1				3/0	3/0	3/0	0/3		0/3	0/3	8	7	53.33%
	Vincent Tjoe		3/2	0/3	0/3	3/0	3/1	3/0	3/0	3/1	3/0				3/0	3/0	3/0	0/3		2/3	0/3	10	5	66.67%
TAS	David Ahel	0/3		0/3	0/3	0/3	0/3	2/3	0/3	0/3	2/3	0/3	0/3	0/3				0/3		0/3	0/3	0	15	0.00%
	Craig Badcock	0/3		0/3	0/3	0/3	0/3	3/0	2/3	3/1	3/0	0/3	0/3	0/3				0/3		0/3	0/3	3	12	20.00%
	David McCarthy	0/3	0/3	0/3	0/3	0/3	0/3	3/0	1/3	3/2	3/2	0/3	0/3	0/3				0/3		0/3	0/3	3	12	20.00%
VIC	David Brand		3/0	3/0	3/2				3/0	3/0	3/0	3/0	3/0	3/0	3/0	3/0	3/0					12	0	100.00%
	Robert Huang		3/0	2/3	3/0	3/1	3/1	3/0	3/0	3/0	3/0											8	1	88.89%
	John Pattison					3/2	3/1	3/0				2/3	3/0	3/2	3/0	3/0	3/0					8	1	88.89%
	Adrien Shnier		3/2	0/3	2/3	3/1	3/1	3/0	3/0	3/0	3/0	3/2	3/0	3/0	3/0	3/0	3/0					13	2	86.67%

Over 60 Men's Teams - Division B

	PLAYER	New South Wales				Queensland "B"				South Australia				Tasmania "B"				Victoria "B"				Western Australia				Wins	Losses		
		BE	PK	WL	BR	DG	MM	WO	BS	KM	SP	KT	RB	PC	GF	AB	WG	MH	DK	CF	AJ	AR	TY						
NSW	Brett W Evans								3/1	0/3	1/3	3/0	3/0	3/0	3/0	2/3				3/0	3/0	0/3		7	4	63.64%			
	Peter Krigovsky					3/0		3/0		3/0	2/3	3/0		3/0	3/0	3/0	3/0	3/0					3/0	3/0	3/0	12	1	92.31%	
	Waver Liu					3/1		3/1	3/0				3/0			3/1	3/1	2/3								6	1	85.71%	
	Bill Robson					3/0		3/0	3/0	3/1	3/2	3/0	3/0	3/0	3/0	3/0	3/1	3/0					3/0	3/0	3/0	14	0	100.00%	
QLD B	David Gillard		0/3	1/3	0/3								3/0			0/3		0/3	0/3								1	6	14.29%
	Marshall Muller									0/3	0/3	1/3	3/0	3/0	3/0				1/3	0/3	0/3		3	6	33.33%				
	Warren Owen		0/3	1/3	0/3					0/3	0/3	0/3		3/0	3/1	3/2		2/3	2/3	1/3	3/2	0/3		4	10	28.57%			
	Barry Shimmmin-Clarke	1/3		0/3	0/3					0/3	0/3	3/2	3/0	3/0	3/0	3/2		1/3	3/1	0/3	1/3	0/3		6	9	40.00%			
SA	Kevin Malyschko	3/0	0/3		1/3		3/0	3/0	3/0					3/0	3/0	3/0	3/1	3/1		3/0	3/0		3/2	3/0	13	2	86.67%		
	Sharad Pandit	3/1	3/2		2/3		3/0	3/0	3/0					3/0	3/0	3/0	3/1	3/0		3/0	3/0		3/0	3/0	14	1	93.33%		
	Kok Chong Tan	0/3	0/3		0/3		3/1	3/0	2/3					3/0	3/0	3/0	3/0	0/3		3/1	3/1		0/3	3/2	9	6	60.00%		
TAS B	Robert Bonney	0/3		0/3	0/3	0/3	0/3		0/3	0/3	0/3	0/3					0/3	0/3	0/3	0/3	0/3		0/3	0	15	0.00%			
	Paul Colcheedas	0/3	0/3		0/3		0/3	0/3	0/3	0/3	0/3	0/3					0/3	0/3	0/3	0/3	0/3		0/3	0	15	0.00%			
	Graeme Foulis	0/3	0/3		0/3		0/3	1/3	0/3	0/3	0/3	0/3					0/3	0/3	0/3	0/3	0/3		0/3	0	15	0.00%			
VIC B	Andrew Bricknell	3/2	0/3	1/3		3/0		2/3	2/3	1/3	1/3	0/3											3/0	3/1		2/3	4	8	33.33%
	Wayne Greaves		0/3	1/3	1/3					1/3	0/3	3/0	3/0	3/0	3/0								3/0	0/3		3/2	6	6	50.00%
	Mark Hall		0/3	3/2	0/3	3/0		3/2	3/1				3/0	3/0	3/0								0/3	0/3		3/0	8	4	66.67%
	David Kumar					3/0		3/2	1/3	0/3	0/3	1/3	3/0	3/0	3/0												5	4	55.56%
WA	Charles Foss	0/3	0/3		0/3		3/1	3/1	3/0	0/3	0/3	1/3	3/0	3/0	3/0	0/3	0/3	3/0									7	8	46.67%
	Anthony Johnston	0/3	0/3		0/3		3/0	2/3	3/1				3/0	3/0	3/0	1/3	3/0	3/0									7	5	58.33%
	Adrian Reeves	3/0	0/3		0/3		3/0	3/0	3/0	2/3	0/3	3/0															5	4	55.56%
	Thain Chai Yong									0/3	0/3	2/3	3/0	3/0	3/0	3/2	2/3	0/3									4	5	44.44%

2024 National Veterans Championships

Over 60 Women's Teams

New South Wales

Beverley Clackson (C)
Marie Pinkewich
Gail Vine
Jie Jeanine Zhang

Presidents

Ann Agius (ACT)
Lesley Gardner (NZL)
Tutty Tanfana (NZL)

Queensland "B"

Donna Abbott (C)
Lorraine Granger-Brown
Kathy Pham

Tasmania

Judy Blackburn
Sharon Gathercole
Irina Sakova

Victoria

Belgin Bennett
Vicki Carruthers (C)
Jeanne Strong
Debbie Wilson

New South Wales "B"

Kerrie Daynes
Ann Joy
Ada Ly
Leonie Whiteford (C)

Queensland

Jutta Marquardt
Clare Owen (C)
Helen Zhang

South Australia

Lynette Buckby
Jill Cunningham
Sarah Sandley (C)

Tasmania "B"

Christa Foulis
Lynne Manning
Annabel Watkins

Victoria "B"

Helen Cong
Agatha Fernandez
Christine Schindler (C)

2024 National Veterans Championships

Over 60 Women's Teams

Seed	Team	Final Position
2	New South Wales	1
3	Queensland	2
1	Victoria	3
5	South Australia	4
4	Tasmania	5
6	Presidents	6
7	New South Wales "B"	7
9	Queensland "B"	8
8	Victoria "B"	9
10	Tasmania "B"	10

Last Updated: September 18, 2024 1:40 PM

2024 National Veterans Championships

Over 60 Women's Teams - Playoffs

Playoff Positions 1-4

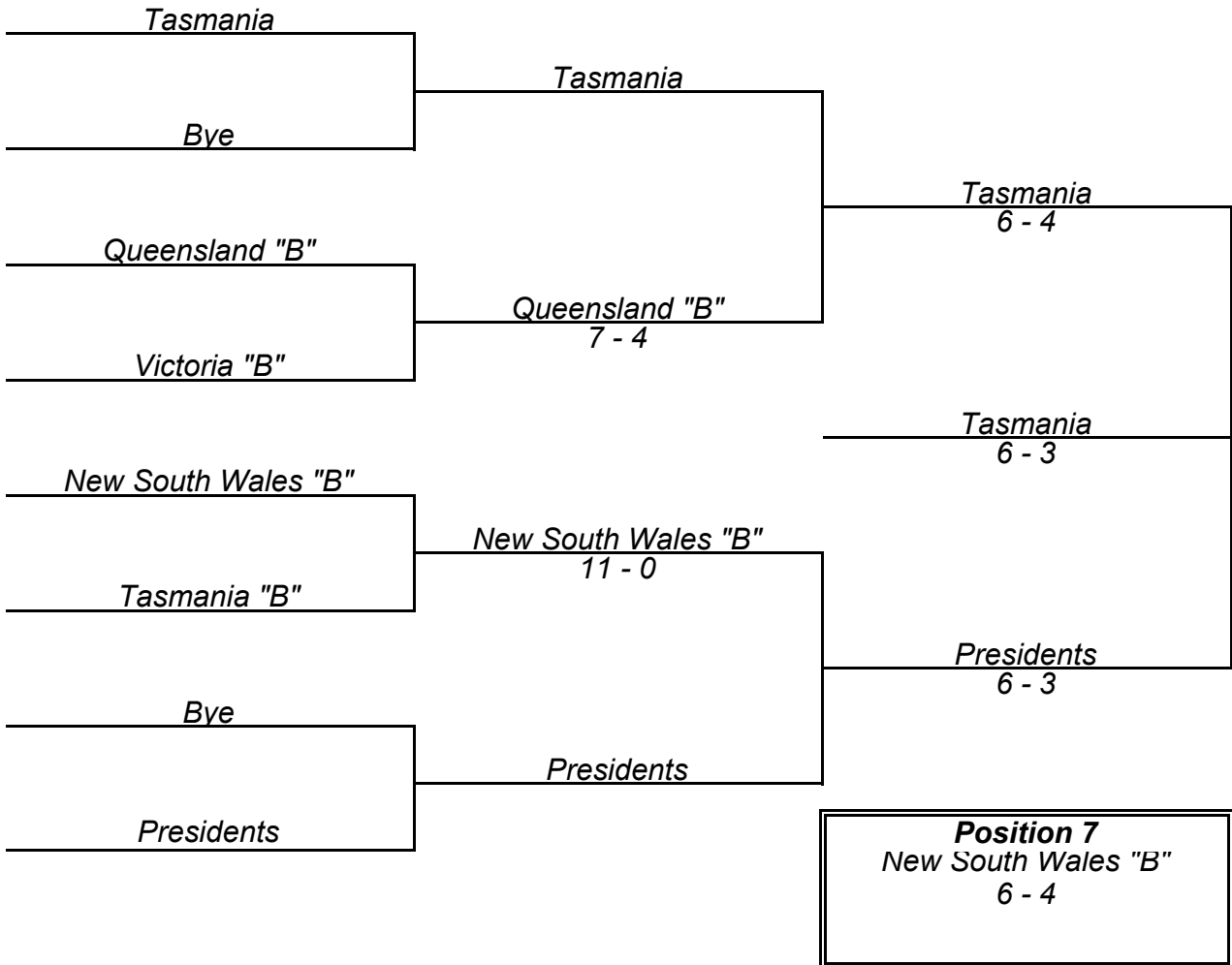
<i>Victoria</i>	<i>Queensland</i> 6 - 5
<i>Queensland</i>	<i>New South Wales</i> 6 - 3
<i>South Australia</i>	<i>New South Wales</i> 6 - 4
<i>New South Wales</i>	Position 3 <i>Victoria</i> 6 - 3

Last Updated: September 18, 2024 1:05 PM

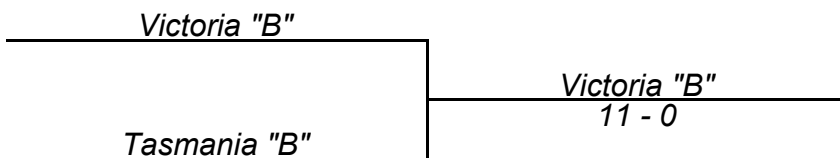
2024 National Veterans Championships

Over 60 Women's Teams - Playoffs

Playoff Positions 5-10



Playoff Positions 9-10



2024 National Veterans Championships

Over 60 Women's Teams - Division A

TEAM RESULTS

MATCH SCORES									
TEAMS		1	2	3	4	5	WINS	MP	PLACE
1	Victoria		9/2	7/4	9/2	11/0	4/0	8	1
2	Tasmania	2/9		3/8	8/3	11/0	2/2	6	3
3	South Australia	4/7	8/3		8/3	10/1	3/1	7	2
4	New South Wales "B"	2/9	3/8	3/8		8/3	1/3	5	4
5	Queensland "B"	0/11	0/11	1/10	3/8		0/4	4	5

PROGRESSIVE RESULTS						
TEAMS		R1	R2	R3	R4	R5
1	Victoria	9/2		7/4	11/0	9/2
2	Tasmania	11/0	8/3		3/8	2/9
3	South Australia		10/1	4/7	8/3	8/3
4	New South Wales "B"	2/9	3/8	8/3		3/8
5	Queensland "B"	0/11	1/10	3/8	0/11	

Last Updated: September 16, 2024 1:41 PM

2024 National Veterans Championships

Over 60 Women's Teams - Division B

TEAM RESULTS

MATCH SCORES									
TEAMS		1	2	3	4	5	WINS	MP	PLACE
1	New South Wales		8/3	6/5	11/0	11/0	4/0	8	1
2	Queensland	3/8		7/4	11/0	11/0	3/1	7	2
3	Presidents	5/6	4/7		9/2	10/1	2/2	6	3
4	Victoria "B"	0/11	0/11	2/9		9/2	1/3	5	4
5	Tasmania "B"	0/11	0/11	1/10	2/9		0/4	4	5

PROGRESSIVE RESULTS						
TEAMS		R1	R2	R3	R4	R5
1	New South Wales	11/0		6/5	11/0	8/3
2	Queensland	11/0	11/0		7/4	3/8
3	Presidents		10/1	5/6	4/7	9/2
4	Victoria "B"	0/11	0/11	9/2		2/9
5	Tasmania "B"	0/11	1/10	2/9	0/11	

Last Updated: September 16, 2024 1:42 PM

TEAMS ANALYSIS

Over 60 Women's Teams

	PLAYER	Wins	Losses	
NSW	Beverley Clackson	10	4	71.43%
	Marie Pinkewich	10	6	62.50%
	Gail Vine	6	0	100.00%
	Jie Jeanine Zhang	13	2	86.67%
NSW B	Kerrie Daynes	5	6	45.45%
	Ann Joy	6	6	50.00%
	Ada Ly	10	11	47.62%
	Leonie Whiteford	9	7	56.25%
Pres	Ann Agius	5	13	27.78%
	Lesley Gardner	11	5	68.75%
	Tutty Tanfana	14	2	87.50%
QLD	Jutta Marquardt	7	10	41.18%
	Clare Owen	16	2	88.89%
	Helen Zhang	10	7	58.82%
QLD B	Donna Abbott	3	17	15.00%
	Lorraine Granger-Brov	3	18	14.29%
	Kathy Pham	10	10	50.00%
SA	Lynette Buckby	10	7	58.82%
	Jill Cunningham	3	13	18.75%
	Sarah Sandley	16	2	88.89%
TAS	Judy Blackburn	14	4	77.78%
	Sharon Gathercole	4	13	23.53%
	Irina Sakova	12	4	75.00%
TAS B	Christa Foulis	0	18	0.00%
	Lynne Manning	1	17	5.56%
	Annabel Watkins	1	17	5.56%
VIC	Belgin Bennett	16	2	88.89%
	Vicki Carruthers	8	9	47.06%
	Jeanne Strong	4	0	100.00%
	Debbie Wilson	9	4	69.23%
VIC B	Helen Cong	9	9	50.00%
	Agatha Fernandez	8	10	44.44%
	Christine Schindler	5	13	27.78%

TEAMS ANALYSIS
Over 60 Women's Teams - Playoff Positions 1-4

	PLAYER	New South Wales			Queensland			South Australia			Victoria			Wins	Losses	
		BC	MP	JZ	JM	CO	HZ	LB	JC	SS	BB	VC	DW			
NSW	Beverley Clackson				3/0	2/3		3/1	3/0	1/3				3	2	60.00%
	Marie Pinkewich					0/3	3/2	0/3		0/3				1	3	25.00%
	Jie Jeanine Zhang				3/1	3/0	3/1	3/0	3/0	0/3				5	1	83.33%
QLD	Jutta Marquardt	0/3		1/3							1/3	0/3	0/3	0	5	0.00%
	Clare Owen	3/2	3/0	0/3							3/2	3/2	3/1	5	1	83.33%
	Helen Zhang		2/3	1/3							3/0	3/0	3/1	3	2	60.00%
SA	Lynette Buckby	1/3	3/0	0/3							2/3	1/3		1	4	20.00%
	Jill Cunningham	0/3		0/3							0/3		0/3	0	4	0.00%
	Sarah Sandley	3/1	3/0	3/0							1/3	3/0	3/0	5	1	83.33%
VIC	Belgin Bennett				3/1	2/3	0/3	3/2	3/0	3/1				4	2	66.67%
	Vicki Carruthers				3/0	2/3	0/3	3/1		0/3				2	3	40.00%
	Debbie Wilson				3/0	1/3	1/3		3/0	0/3				2	3	40.00%

Over 60 Women's Teams - Playoff Positions 5-10

	PLAYER	New South Wales "B"				Presidents			Queensland "B"			Tasmania			Tasmania "B"			Victoria "B"			Wins	Losses	
		KD	AJ	AL	LW	AA	LG	TT	DA	LG	KP	JB	SG	IS	CF	LM	AW	HC	AF	CS			
NSW B	Kerrie Daynes								3/2	2/3	0/3				3/0	3/0	3/0				4	2	66.67%
	Ann Joy					3/0	0/3														1	1	50.00%
	Ada Ly					2/3	2/3	0/3	3/0	3/1	0/3				3/0	3/0	3/0				5	4	55.56%
	Leonie Whiteford					3/0		0/3	3/1	3/0					3/0	3/0	3/0				6	1	85.71%
Pres	Ann Agius		0/3	3/2	0/3							0/3	3/2	0/3							2	4	33.33%
	Lesley Gardner		3/0	3/2								2/3		1/3							2	2	50.00%
	Tutty Tanfana			3/0	3/0							1/3	3/0								3	1	75.00%
QLD B	Donna Abbott	2/3		0/3	1/3							0/3	3/2					1/3	3/1	3/0	3	5	37.50%
	Lorraine Granger-Brown	3/2		1/3	0/3							0/3	3/1	0/3				0/3	0/3	3/0	3	6	33.33%
	Kathy Pham	3/0		3/0								1/3	3/0	3/1				3/2	3/1	3/0	7	1	87.50%
TAS	Judy Blackburn					3/0	3/2	3/1	3/0	3/0	3/1										6	0	100.00%
	Sharon Gathercole					2/3		0/3	2/3	1/3	0/3										0	5	0.00%
	Irina Sakova					3/0	3/1			3/0	1/3										3	1	75.00%
TAS B	Christa Foulis	0/3		0/3	0/3													0/3	1/3	1/3	0	6	0.00%
	Lynne Manning	0/3		0/3	0/3													0/3	1/3	1/3	0	6	0.00%
	Annabel Watkins	0/3		0/3	0/3													0/3	0/3	0/3	0	6	0.00%
VIC B	Helen Cong								3/1	3/0	2/3				3/0	3/0	3/0				5	1	83.33%
	Agatha Fernandez								1/3	3/0	1/3				3/1	3/1	3/0				4	2	66.67%
	Christine Schindler								0/3	0/3	0/3				3/1	3/1	3/0				3	3	50.00%

Over 60 Women's Teams - Playoff Positions 9-10

	PLAYER	Tasmania "B"			Victoria "B"			Wins	Losses	
		CF	LM	AW	HC	AF	CS			
TAS B	Christa Foulis				0/3	1/3	1/3	0	3	0.00%
	Lynne Manning				0/3	1/3	1/3	0	3	0.00%
	Annabel Watkins				0/3	0/3	0/3	0	3	0.00%
VIC B	Helen Cong	3/0	3/0	3/0				3	0	100.00%
	Agatha Fernandez	3/1	3/1	3/0				3	0	100.00%
	Christine Schindler	3/1	3/1	3/0				3	0	100.00%

TEAMS ANALYSIS

Over 60 Women's Teams - Division A

	PLAYER	New South Wales "B"				Queensland "B"			South Australia			Tasmania			Victoria				Wins	Losses	
		KD	AJ	AL	LW	DA	LG	KP	LB	JC	SS	JB	SG	IS	BB	VC	JS	DW			
NSW B	Kerrie Daynes						3/0					0/3	0/3	0/3			0/3		1	4	20.00%
	Ann Joy					3/0	3/0	3/2	0/3	3/0	0/3	0/3			1/3	3/2		0/3	5	5	50.00%
	Ada Ly					3/0	3/0	1/3	2/3	3/0	0/3	0/3	3/1	2/3	0/3	3/1		1/3	5	7	41.67%
	Leonie Whiteford					3/0		2/3	2/3	3/0	0/3		3/1	0/3	1/3	0/3			3	6	33.33%
QLD B	Donna Abbott		0/3	0/3	0/3				2/3	0/3	0/3	0/3	0/3	0/3	0/3	1/3	0/3		0	12	0.00%
	Lorraine Granger-Brown	0/3	0/3	0/3					0/3	2/3	0/3	0/3	0/3	0/3	0/3	0/3	0/3		0	12	0.00%
	Kathy Pham		2/3	3/1	3/2				0/3	3/0	0/3	0/3	1/3	1/3	0/3	0/3	0/3		3	9	25.00%
SA	Lynette Buckby		3/0	3/2	3/2	3/2	3/0	3/0				3/2	3/0	2/3	2/3	3/2		2/3	9	3	75.00%
	Jill Cunningham		0/3	0/3	0/3	3/0	3/2	0/3				1/3	3/1	0/3	0/3	1/3		0/3	3	9	25.00%
	Sarah Sandley		3/0	3/0	3/0	3/0	3/0	3/0				3/0	3/0	3/1	1/3	3/0		3/1	11	1	91.67%
TAS	Judy Blackburn	3/0	3/0	3/0		3/0	3/0	3/0	2/3	3/1	0/3				0/3	3/0		1/3	8	4	66.67%
	Sharon Gathercole	3/0		1/3	1/3	3/0	3/0	3/1	0/3	1/3	0/3				0/3	0/3		0/3	4	8	33.33%
	Irina Sakova	3/0		3/2	3/0	3/0	3/0	3/1	3/2	3/0	1/3				1/3	3/2		0/3	9	3	75.00%
VIC	Belgin Bennett		3/1	3/0	3/1	3/0	3/0	3/0	3/2	3/0	3/1	3/0	3/0	3/1					12	0	100.00%
	Vicki Carruthers		2/3	1/3	3/0	3/1	3/0	3/0	2/3	3/1	0/3	0/3	3/0	2/3					6	6	50.00%
	Jeanne Strong	3/0				3/0	3/0	3/0											4	0	100.00%
	Debbie Wilson		3/0	3/1					3/2	3/0	1/3	3/1	3/0	3/0					7	1	87.50%

Over 60 Women's Teams - Division B

	PLAYER	New South Wales				Presidents			Queensland			Tasmania "B"			Victoria "B"			Wins	Losses	
		BC	MP	GV	JZ	AA	LG	TT	JM	CO	HZ	CF	LM	AW	HC	AF	CS			
NSW	Beverley Clackson					3/0	3/0	1/3	3/1	2/3	3/0				3/0	3/0	3/0	7	2	77.78%
	Marie Pinkewich					3/0	1/3	0/3	3/1	0/3	3/1	3/0	3/0	3/0	3/0	3/1	3/0	9	3	75.00%
	Gail Vine											3/0	3/0	3/0	3/0	3/0	3/2	6	0	100.00%
	Jie Jeanine Zhang					3/0	3/0	0/3	3/0	3/0	3/0	3/0	3/0	3/0				8	1	88.89%
Pres	Ann Agius	0/3	0/3		0/3				0/3	0/3	0/3	3/0	1/3	3/0	0/3	0/3	3/1	3	9	25.00%
	Lesley Gardner	0/3	3/1		0/3				3/1	2/3	3/1	3/0	3/0	3/0	3/2	3/1	3/0	9	3	75.00%
	Tutty Tanfana	3/1	3/0		3/0				3/0	2/3	3/1	3/0	3/0	3/0	3/0	3/0	3/0	11	1	91.67%
QLD	Jutta Marquardt	1/3	1/3		0/3	3/0	1/3	0/3				3/0	3/0	3/0	3/2	3/1	3/1	7	5	58.33%
	Clare Owen	3/2	3/0		0/3	3/0	3/2	3/2				3/0	3/0	3/0	3/0	3/0	3/0	11	1	91.67%
	Helen Zhang	0/3	1/3		0/3	3/0	1/3	1/3				3/0	3/0	3/0	3/0	3/0	3/0	7	5	58.33%
TAS B	Christa Foulis		0/3	0/3	0/3	0/3	0/3	0/3	0/3	0/3	0/3				0/3	0/3	0/3	0	12	0.00%
	Lynne Manning		0/3	0/3	0/3	3/1	0/3	0/3	0/3	0/3	0/3				0/3	0/3	1/3	1	11	8.33%
	Annabel Watkins		0/3	0/3	0/3	0/3	0/3	0/3	0/3	0/3	0/3				1/3	0/3	3/2	1	11	8.33%
VIC B	Helen Cong	0/3	0/3	0/3		3/0	2/3	0/3	2/3	0/3	0/3	3/0	3/0	3/1				4	8	33.33%
	Agatha Fernandez	0/3	1/3	0/3		3/0	1/3	0/3	1/3	0/3	0/3	3/0	3/0	3/0				4	8	33.33%
	Christine Schindler	0/3	0/3	2/3		1/3	0/3	0/3	1/3	0/3	0/3	3/0	3/1	2/3				2	10	16.67%

2024 National Veterans Championships

Over 65 Men's Teams

Aust Capital Territory

Mark Groves
Bryan Harper
David Swanton
Wen Ung

New South Wales "B"

Stephen Bruton (C)
Bruce Gow
Binh Hien Nham

Queensland

Peter Clarke
Geoffrey Lamberton (C)
Terry Morato
Paul Uttley

Tasmania

Grant Atherton
Michael Colbourn
Ian Weller

Victoria

Brian Berry (C)
Jeff Dever
Mikhail Geller
Herman Pekel

Western Australia

Craig Campbell
Philip Ranger
Kee Sing Ian Tan-Kang

New South Wales

Anthony Kwok
Jing Jim Peng
Li Jiang Yang
Chee Yow (C)

Presidents

Phillip Carruthers (VIC)
Mark Chilcott (VIC)
Vinh Duc Tony Dao (NSW)
Michael L Green (NSW)

South Australia

George Abdilla (C)
Graeme Shaughnessy
Trevor Walker

Tasmania "B"

Chris Carlson
Barry Horton
Roger Massie
Robert Stringer

Victoria "B"

Robert Bozelle (C)
Felix Kung
Graeme Strong
Phillip Websdale

2024 National Veterans Championships

Over 65 Men's Teams

Seed	Team	Final Position
3	Western Australia	1
1	Victoria	2
6	Aust Capital Territory	3
7	South Australia	4
2	New South Wales	5
4	Tasmania	6
5	Victoria "B"	7
8	Queensland	8
9	Tasmania "B"	9
11	Presidents	10
10	New South Wales "B"	11

Last Updated: September 18, 2024 1:40 PM

2024 National Veterans Championships

Over 65 Men's Teams - Playoff Positions 1-4

Playoff Positions 1-4

<i>Victoria</i>	<i>Victoria</i> 6 - 3
<i>South Australia</i>	<i>Western Australia</i> 6 - 4
<i>Aust Capital Territory</i>	<i>Western Australia</i> 6 - 0
<i>Western Australia</i>	Position 3 <i>Aust Capital Territory</i> 6 - 5

Last Updated: September 18, 2024 1:00 PM

2024 National Veterans Championships

Over 65 Men's Teams - Playoff Positions 5-8

Playoff Positions 5-8

<i>New South Wales</i>	<i>New South Wales</i> 6 - 2
<i>Queensland</i>	<i>New South Wales</i> 6 - 2
<i>Victoria "B"</i>	<i>Tasmania</i> 6 - 0
<i>Tasmania</i>	Position 7 <i>Victoria "B"</i> 6 - 4

Last Updated: September 17, 2024 9:22 PM

2024 National Veterans Championships

Over 65 Men's Teams - Playoff Positions 9-11

TEAM RESULTS

MATCH SCORES								
TEAMS		1	2	3	4	WINS	MP	PLACE
1	Presidents			3/6	8/3	1/1	3	2
2						0/0	0	
3	Tasmania "B"	6/3			6/3	2/0	4	1
4	New South Wales "B"	3/8		3/6		0/2	2	3

PROGRESSIVE RESULTS				
TEAMS		R1	R2	R3
1	Presidents	3/6	8/3	
2				
3	Tasmania "B"	6/3		6/3
4	New South Wales "B"		3/8	3/6

Last Updated: September 18, 2024 1:10 PM

2024 National Veterans Championships

Over 65 Men's Teams - Division A

TEAM RESULTS

MATCH SCORES									
TEAMS		1	2	3	4	5	WINS	MP	PLACE
1	Victoria		9/2	8/3	11/0	11/0	4/0	8	1
2	Tasmania	2/9		3/8	7/4	10/1	2/2	6	3
3	Aust Capital Territory	3/8	8/3		7/4	11/0	3/1	7	2
4	Queensland	0/11	4/7	4/7		8/3	1/3	5	4
5	New South Wales "B"	0/11	1/10	0/11	3/8		0/4	4	5

PROGRESSIVE RESULTS						
TEAMS		R1	R2	R3	R4	R5
1	Victoria	11/0		8/3	11/0	9/2
2	Tasmania	10/1	7/4		3/8	2/9
3	Aust Capital Territory		11/0	3/8	8/3	7/4
4	Queensland	0/11	4/7	8/3		4/7
5	New South Wales "B"	1/10	0/11	3/8	0/11	

Last Updated: September 16, 2024 5:23 PM

2024 National Veterans Championships

Over 65 Men's Teams - Division B

TEAM RESULTS

MATCH SCORES										
TEAMS		1	2	3	4	5	6	WINS	MP	PLACE
1	New South Wales		5/6	10/1	4/7	11/0	11/0	3/2	8	3
2	Western Australia	6/5		11/0	6/5	11/0	11/0	5/0	10	1
3	Victoria "B"	1/10	0/11		3/8	10/1	11/0	2/3	7	4
4	South Australia	7/4	5/6	8/3		7/4	8/3	4/1	9	2
5	Tasmania "B"	0/11	0/11	1/10	4/7		5/6	0/5	5	6
6	Presidents	0/11	0/11	0/11	3/8	6/5		1/4	6	5

PROGRESSIVE RESULTS						
TEAMS		R1	R2	R3	R4	R5
1	New South Wales	4/7	11/0	10/1	11/0	5/6
2	Western Australia	11/0	6/5	11/0	11/0	6/5
3	Victoria "B"	11/0	10/1	1/10	0/11	3/8
4	South Australia	7/4	5/6	7/4	8/3	8/3
5	Tasmania "B"	0/11	1/10	4/7	0/11	5/6
6	Presidents	0/11	0/11	0/11	3/8	6/5

Last Updated: September 16, 2024 5:33 PM

TEAMS ANALYSIS

Over 65 Men's Teams

	PLAYER	Wins	Losses	
ACT	Mark Groves	9	4	69.23%
	Bryan Harper	8	9	47.06%
	David Swanton	3	3	50.00%
	Wen Ung	8	6	57.14%
NSW	Anthony Kwok	10	4	71.43%
	Jing Jim Peng	13	4	76.47%
	Li Jiang Yang	9	4	69.23%
	Chee Yow	11	2	84.62%
NSW B	Stephen Bruton	1	16	5.88%
	Bruce Gow	2	15	11.76%
	Binh Hien Nham	6	12	33.33%
Pres	Phillip Carruthers	5	13	27.78%
	Mark Chilcott	5	9	35.71%
	Vinh Duc Tony Dao	5	10	33.33%
	Michael L Green	3	11	21.43%
QLD	Peter Clarke	0	3	0.00%
	Geoffrey Lamberton	11	6	64.71%
	Terry Morato	4	12	25.00%
	Paul Uttley	3	11	21.43%
SA	George Abdilla	13	7	65.00%
	Graeme Shaughnessy	0	20	0.00%
	Trevor Walker	20	1	95.24%
TAS	Grant Atherton	4	12	25.00%
	Michael Colbourn	10	5	66.67%
	Ian Weller	10	6	62.50%
TAS B	Chris Carlson	0	6	0.00%
	Barry Horton	9	8	52.94%
	Roger Massie	5	11	31.25%
	Robert Stringer	3	17	15.00%
VIC	Brian Berry	13	1	92.86%
	Jeff Dever	8	4	66.67%
	Mikhail Geller	11	4	73.33%
	Herman Pekel	9	1	90.00%
VIC B	Robert Bozelle	3	13	18.75%
	Felix Kung	10	5	66.67%
	Graeme Strong	6	10	37.50%
	Phillip Websdale	6	5	54.55%
WA	Craig Campbell	19	1	95.00%
	Philip Ranger	15	4	78.95%
	Kee Sing Ian Tan-Kan	12	7	63.16%

TEAMS ANALYSIS
Over 65 Men's Teams - Playoff Positions 1-4

	PLAYER	Aust Capital Territory				South Australia			Victoria				Western Australia			Wins	Losses	
		MG	BH	DS	WU	GA	GS	TW	BB	JD	MG	HP	CC	PR	KT			
ACT	Mark Groves					3/1	3/0	0/3								2	1	66.67%
	Bryan Harper					1/3	3/0	0/3					0/3		2/3	1	4	20.00%
	David Swanton												1/3			0	1	0.00%
	Wen Ung					3/0	3/0	1/3						1/3	2/3	2	3	40.00%
SA	George Abdilla	1/3	3/1		0/3				1/3		2/3					1	4	20.00%
	Graeme Shaughnessy	0/3	0/3		0/3				0/3		0/3					0	5	0.00%
	Trevor Walker	3/0	3/0		3/1				1/3		3/0	3/0				5	1	83.33%
VIC	Brian Berry					3/1	3/0	3/1					0/3	3/2	3/1	5	1	83.33%
	Jeff Dever												0/3	2/3		0	2	0.00%
	Mikhail Geller					3/2		0/3					0/3	0/3	3/2	2	3	40.00%
	Herman Pekel						3/0	0/3								1	1	50.00%
WA	Craig Campbell		3/0	3/1					3/0	3/0	3/0					5	0	100.00%
	Philip Ranger				3/1				2/3	3/2	3/0					3	1	75.00%
	Kee Sing Ian Tan-Kang		3/2		3/2				1/3		2/3					2	2	50.00%

Over 65 Men's Teams - Playoff Positions 5-8

	PLAYER	New South Wales				Queensland			Tasmania			Victoria "B"				Wins	Losses			
		AK	JP	LY	CY	GL	TM	PU	GA	MC	IW	RB	FK	GS	PW					
NSW	Anthony Kwok						3/1	3/0	3/0		3/1					4	0	100.00%		
	Jing Jim Peng								3/1	0/3						1	1	50.00%		
	Li Jiang Yang					3/0		3/0		2/3	3/1					3	1	75.00%		
	Chee Yow					0/3	3/2									1	1	50.00%		
QLD	Geoffrey Lamberton			0/3	3/0							3/0	3/2	3/2			4	1	80.00%	
	Terry Morato	1/3			2/3								1/3	2/3			0	4	0.00%	
	Paul Uttley	0/3		0/3								3/1	0/3	2/3			1	4	20.00%	
TAS	Grant Atherton	0/3	1/3									3/0			3/2			2	2	50.00%
	Michael Colbourn		3/0	3/2								3/1						3	0	100.00%
	Ian Weller	1/3		1/3										3/0	3/0			2	2	50.00%
VIC B	Robert Bozelle					0/3		1/3	0/3	1/3						0	4	0.00%		
	Felix Kung					2/3	3/1	3/0								2	1	66.67%		
	Graeme Strong					2/3	3/2	3/2			0/3					2	2	50.00%		
	Phillip Websdale								2/3		0/3					0	2	0.00%		

Over 65 Men's Teams - Playoff Positions 9-11

	PLAYER	New South Wales "B"			Presidents				Tasmania "B"			Wins	Losses	
		SB	BG	BN	PC	MC	VD	MG	BH	RM	RS			
NSW B	Stephen Bruton				1/3	1/3	1/3		0/3	3/1		1	4	20.00%
	Bruce Gow				1/3	0/3	0/3		1/3		3/0	1	4	20.00%
	Binh Hien Nham				1/3	3/2	3/1		0/3	3/2	2/3	3	3	50.00%
Pres	Phillip Carruthers	3/1	3/1	3/1					0/3	0/3	1/3	3	3	50.00%
	Mark Chilcott	3/1	3/0	2/3					3/2		3/1	4	1	80.00%
	Vinh Duc Tony Dao	3/1	3/0	1/3								2	1	66.67%
	Michael L Green								0/3	3/1		1	1	50.00%
TAS B	Barry Horton	3/0	3/1	3/0	3/0	2/3						4	1	80.00%
	Roger Massie	1/3		2/3	3/0			3/0				2	2	50.00%
	Robert Stringer		0/3	3/2	3/1	1/3		1/3				2	3	40.00%

TEAMS ANALYSIS
Over 65 Men's Teams - Division A

	PLAYER	Aust Capital Territory				New South Wales "B"			Queensland				Tasmania			Victoria				Wins	Losses		
		MG	BH	DS	WU	SB	BG	BN	PC	GL	TM	PU	GA	MC	IW	BB	JD	MG	HP				
ACT	Mark Groves					3/0	3/0	3/2		0/3	3/1	3/2	3/0	1/3	3/1	0/3				7	3	70.00%	
	Bryan Harper					3/0	3/0	3/0		2/3	3/0	3/0	3/1	0/3	0/3	0/3	3/2	0/3		7	5	58.33%	
	David Swanton					3/1	3/1	3/0									1/3		1/3	3	2	60.00%	
	Wen Ung									0/3	3/0	3/0	3/1	3/1	3/1	0/3	3/0		2/3	6	3	66.67%	
NSW B	Stephen Bruton	0/3	0/3	1/3						0/3	0/3	0/3	2/3	0/3	0/3		0/3	1/3	0/3	0	12	0.00%	
	Bruce Gow	0/3	0/3	1/3						0/3	1/3	3/2	0/3	0/3	0/3		0/3	0/3	0/3	1	11	8.33%	
	Binh Hien Nham	2/3	0/3	0/3						2/3	3/1	3/1	3/1	1/3	1/3		0/3	0/3	0/3	3	9	25.00%	
QLD	Peter Clarke															0/3	0/3	0/3		0	3	0.00%	
	Geoffrey Lambertson	3/0	3/2		3/0	3/0	3/0	3/2					3/1	2/3	2/3	2/3	2/3	2/3		7	5	58.33%	
	Terry Morato	1/3	0/3		0/3	3/0	3/1	1/3					3/1	3/2	1/3	0/3	0/3	1/3		4	8	33.33%	
	Paul Uttley	2/3	0/3		0/3	3/0	2/3	1/3					3/1	2/3	0/3					2	7	22.22%	
TAS	Grant Atherton	0/3	1/3		1/3	3/2	3/0	1/3		1/3	1/3	1/3					0/3	0/3	0/3	2	10	16.67%	
	Michael Colbourn	3/1	3/0		1/3	3/0	3/0	3/1		3/2	2/3	3/2					0/3		0/3	0/3	7	5	58.33%
	Ian Weller	1/3	3/0		1/3	3/0	3/0	3/1		3/2	3/1	3/0					0/3		3/0	0/3	8	4	66.67%
VIC	Brian Berry	3/0	3/0		3/0				3/0	3/2	3/0			3/0	3/0					8	0	100.00%	
	Jeff Dever		2/3	3/1	0/3	3/0	3/0	3/0	3/0	3/2	3/0			3/0						8	2	80.00%	
	Mikhail Geller		3/0			3/1	3/0	3/0	3/0	3/2	3/1			3/0	3/0	0/3					9	1	90.00%
	Herman Pekel			3/1	3/2	3/0	3/0	3/0					3/0	3/0	3/0					8	0	100.00%	

Over 65 Men's Teams - Division B

	PLAYER	New South Wales				Presidents				South Australia				Tasmania "B"				Victoria "B"				Western Australia			Wins	Losses		
		AK	JP	LY	CY	PC	MC	VD	MG	GA	GS	TW	CC	BH	RM	RS	RB	FK	GS	PW	CC	PR	KT					
NSW	Anthony Kwok					3/0	3/0	3/0		0/3		0/3		3/0	3/0	3/0					1/3	0/3		6	4	60.00%		
	Jing Jim Peng					3/1	3/0	3/0		0/3	3/0	1/3		3/0	3/0	3/0	3/0	3/0	3/0		2/3	3/0	3/0	12	3	80.00%		
	Li Jiang Yang									2/3	3/0	2/3					3/0	3/0	3/1	1/3	3/0	3/1	6	3	66.67%			
	Chee Yow					3/0	3/0	3/0			3/0			3/0	3/0	3/2	3/1	2/3	3/2				3/2	10	1	90.91%		
Pres	Phillip Carruthers	0/3	1/3		0/3									0/3	3/2	3/1		0/3	1/3	1/3	0/3	0/3	1/3	2	10	16.67%		
	Mark Chilcott	0/3	0/3		0/3					0/3	3/0	0/3					0/3	0/3	0/3				1	8	11.11%			
	Vinh Duc Tony Dao	0/3	0/3		0/3					0/3	3/1	0/3		0/3	3/1	3/2					0/3	0/3	0/3	3	9	25.00%		
	Michael L Green									1/3	3/0	0/3		1/3	1/3	3/1		1/3	1/3	1/3	0/3	0/3	0/3	2	10	16.67%		
SA	George Abdilla	3/0	3/0	3/2			3/0	3/0	3/1					2/3	3/0	3/0	3/0	3/2	3/0		1/3	2/3	3/1	12	3	80.00%		
	Graeme Shaughnessy		0/3	0/3	0/3		0/3	1/3	0/3					0/3	0/3	0/3	1/3	0/3	0/3		0/3	0/3	0/3	0	15	0.00%		
	Trevor Walker	3/0	3/1	3/2			3/0	3/0	3/0					3/0	3/0	3/0	3/0	3/0	3/0		3/0	3/0	3/1	15	0	100.00%		
TAS B	Chris Carlson																		1/3	0/3		1/3	0/3	0/3	1/3	0	6	0.00%
	Barry Horton	0/3	0/3		0/3	3/0		3/0	3/1	3/2	3/0	0/3									0/3	0/3	0/3	5	7	41.67%		
	Roger Massie	0/3	0/3		0/3	2/3		1/3	3/1	0/3	3/0	0/3					3/2	0/3		1/3				3	9	25.00%		
	Robert Stringer	0/3	0/3		2/3	1/3		2/3	1/3	0/3	3/0	0/3				1/3	1/3		0/3	0/3	0/3	0/3	1	14	6.67%			
VIC B	Robert Bozelle		0/3	0/3	1/3					0/3	3/1	0/3	3/1		2/3	3/1					0/3	0/3	0/3	3	9	25.00%		
	Felix Kung		0/3	0/3	3/2	3/0	3/0		3/1	2/3	3/0	0/3	3/0		3/0	3/1								8	4	66.67%		
	Graeme Strong		0/3	1/3	2/3	3/1	3/0		3/1	0/3	3/0	0/3								0/3	1/3	0/3	4	8	33.33%			
	Phillip Websdale					3/1	3/0		3/1				3/1		3/1	3/0					0/3	0/3	0/3	6	3	66.67%		
WA	Craig Campbell	3/1	3/2	3/1		3/0		3/0	3/0	3/1	3/0	0/3	3/0	3/0		3/0	3/0		3/0	3/0				14	1	93.33%		
	Philip Ranger	3/0	0/3	0/3		3/0		3/0	3/0	3/2	3/0	0/3	3/0	3/0		3/0	3/0		3/1	3/0				12	3	80.00%		
	Kee Sing Ian Tan-Kang		0/3	1/3	2/3	3/1		3/0	3/0	1/3	3/0	1/3	3/1	3/0		3/0	3/0		3/0	3/0				10	5	66.67%		

2024 National Veterans Championships

Over 65 Women's Teams

New South Wales

Viyada Gow (C)
Isabella Lee

Queensland

Karen Bernard-Mills
Desley Payne (C)

Victoria

Cath Mowbray (C)
Willa Yu

Presidents

Alena Fallon (NSW)
Qun Julia Gu (ACT)

Queensland "B"

Yajun Lucy Curtis
Noreen Fredericksen (C)

Western Australia

Mary Dombrose
Nanako Nomura

Last Updated: August 27, 2024 3:09 PM

2024 National Veterans Championships

Over 65 Women's Teams

TEAM RESULTS

MATCH SCORES										
TEAMS		1	2	3	4	5	6	WINS	MP	PLACE
1	Western Australia		5/0	5/0	5/0	5/0	5/0	5/0	10	1
2	Victoria	0/5		3/2	5/0	5/0	5/0	4/1	9	2
3	Queensland	0/5	2/3		4/1	5/0	5/0	3/2	8	3
4	New South Wales	0/5	0/5	1/4		3/2	3/2	2/3	7	4
5	Queensland "B"	0/5	0/5	0/5	2/3		4/1	1/4	6	5
6	Presidents	0/5	0/5	0/5	2/3	1/4		0/5	5	6

PROGRESSIVE RESULTS						
TEAMS		R1	R2	R3	R4	R5
1	Western Australia	5/0	5/0	5/0	5/0	5/0
2	Victoria	5/0	5/0	5/0	3/2	0/5
3	Queensland	5/0	5/0	0/5	2/3	4/1
4	New South Wales	0/5	0/5	3/2	3/2	1/4
5	Queensland "B"	0/5	0/5	2/3	0/5	4/1
6	Presidents	0/5	0/5	0/5	2/3	1/4

Last Updated: September 18, 2024 11:35 AM

TEAMS ANALYSIS Over 65 Women's Teams

	PLAYER	New South Wales		Presidents		Queensland		Queensland "B"		Victoria		Western Australia		Wins	Losses	
		V G	I L	A F	Q G	K B	D P	Y C	N F	C M	W Y	M D	N N			
NSW	Viyada Gow			2/3	3/1	0/3	0/3	1/3	0/3	0/3	0/3	0/3	0/3	1	9	10.00%
	Isabella Lee			2/3	3/0	1/3	2/3	3/0	3/2	0/3	2/3	0/3	0/3	3	7	30.00%
Pres	Alena Fallon	3/2	3/2			0/3	0/3	2/3	3/2	0/3	0/3	0/3	0/3	3	7	30.00%
	Qun Julia Gu	1/3	0/3			0/3	2/3	0/3	0/3	0/3	0/3	0/3	0/3	0	10	0.00%
QLD	Karen Bernard-Mills	3/0	3/1	3/0	3/0			3/1	3/0	1/3	3/2	1/3	1/3	7	3	70.00%
	Desley Payne	3/0	3/2	3/0	3/2			3/2	3/1	0/3	3/2	0/3	0/3	7	3	70.00%
QLD B	Yajun Lucy Curtis	3/1	0/3	3/2	3/0	1/3	2/3			0/3	0/3	0/3	0/3	3	7	30.00%
	Noreen Fredericksen	3/0	2/3	2/3	3/0	0/3	1/3			0/3	2/3	0/3	0/3	2	8	20.00%
VIC	Cath Mowbray	3/0	3/0	3/0	3/0	3/1	3/0	3/0	3/0			1/3	1/3	8	2	80.00%
	Willa Yu	3/0	3/2	3/0	3/0	2/3	2/3	3/0	3/2			0/3	0/3	6	4	60.00%
WA	Mary Dombrose	3/0	3/0	3/0	3/0	3/1	3/0	3/0	3/0	3/1	3/0			10	0	100.00%
	Nanako Nomura	3/0	3/0	3/0	3/0	3/1	3/0	3/0	3/0	3/1	3/0			10	0	100.00%

2024 National Veterans Championships

Over 70 Men's Teams

New South Wales

Ellman Lee
Cyrus Pestonji
Paul Pinkewich
Chau-Hung James Wong (C)

Presidents "A"

Michael Agius (ACT)
George Chung (NSW)
Douglas Flood (NSW)

Queensland

Alan Bruhn
John Sherriff (C)
Martin Tribe
Gary Walmsley

Victoria

Ken Dawber
Dirk Holwerda
Richard Ooi (C)
Mikael Wilopo

Western Australia

Michael Dombrose
Song Ke
Hans Wetssteyn

New South Wales "B"

Ian Finlay (C)
Jeff Loughran
Stephen Tai
Brian Wiese

Presidents "B"

Paul Kwaczynski (QLD)
Kerry McGeehan (NZL)
Alan Moore (NZL)
Allan Ngaparau (QLD)

Queensland "B"

David Delpratt
John Farmer (C)
Reinhard Lot
Rabi Misra

Victoria "B"

Greg Bellion
Michael Donlon
Eddie Giam (C)
David Griersmith

2024 National Veterans Championships

Over 70 Men's Teams

Seed	Team	Final Position
1	New South Wales	1
2	Queensland	2
5	Western Australia	3
6	Queensland "B"	4
3	New South Wales "B"	5
4	Victoria	6
7	Victoria "B"	7
8	Presidents "A"	8
9	Presidents "B"	9

Last Updated: September 18, 2024 1:40 PM

2024 National Veterans Championships

Over 70 Men's Teams - Playoffs

Playoff Positions 1-4

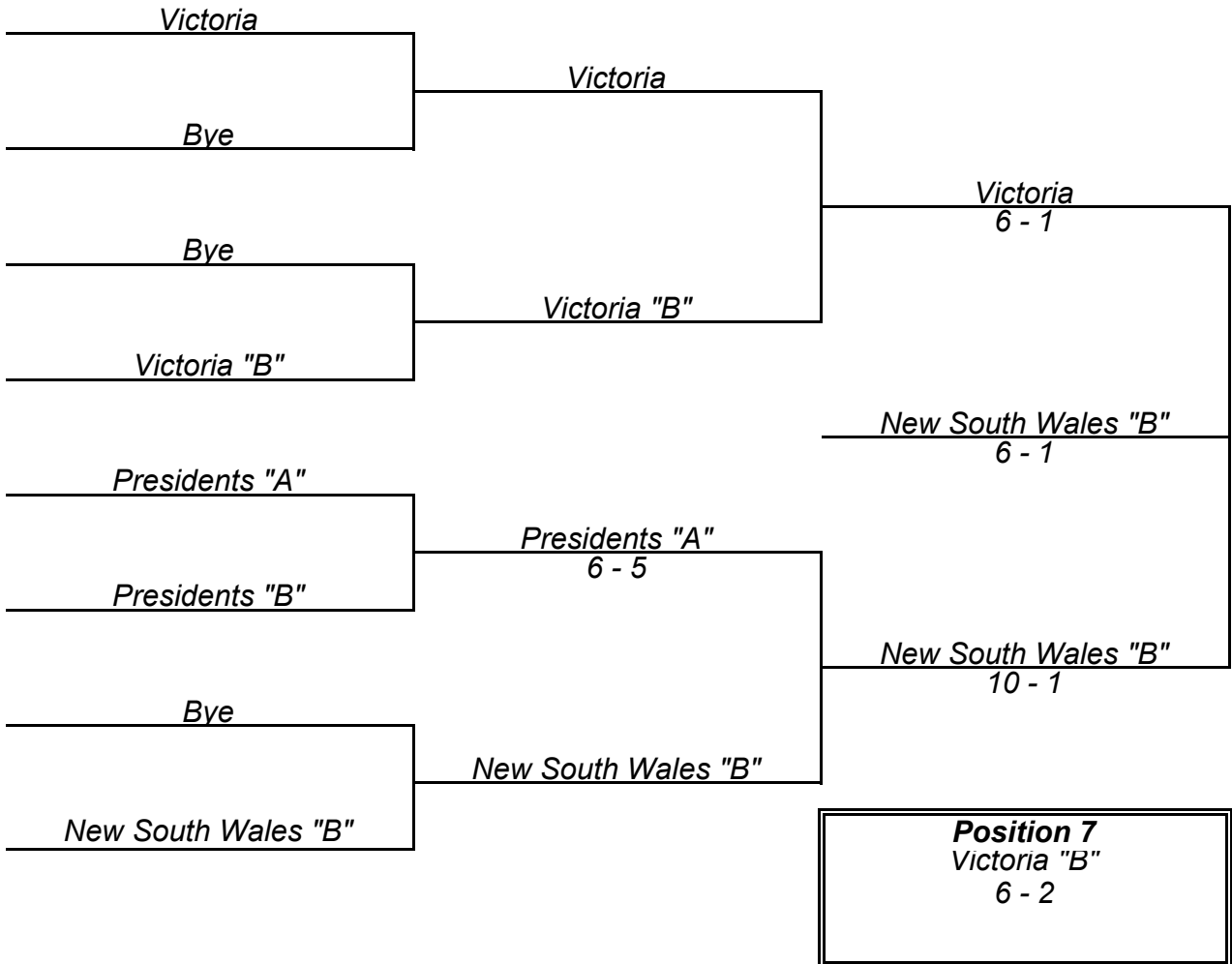
<i>New South Wales</i>	<i>New South Wales</i> 6 - 0
<i>Western Australia</i>	<i>New South Wales</i> 6 - 0
<i>Queensland "B"</i>	<i>Queensland</i> 6 - 0
<i>Queensland</i>	Position 3 <i>Western Australia</i> 6 - 0

Last Updated: September 18, 2024 11:32 AM

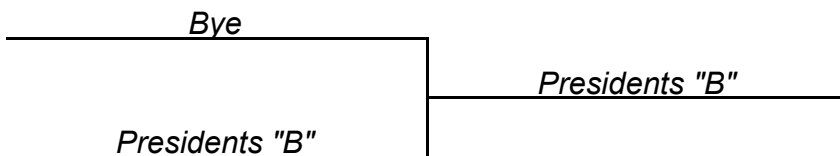
2024 National Veterans Championships

Over 70 Men's Teams - Playoffs

Playoff Positions 5-9



Playoff Positions 9-9



2024 National Veterans Championships

Over 70 Men's Teams - Division A

TEAM RESULTS

MATCH SCORES								
TEAMS		1	2	3	4	WINS	MP	PLACE
1	New South Wales		11/0	11/0	11/0	3/0	6	1
2	Victoria	0/11		4/7	9/2	1/2	4	3
3	Queensland "B"	0/11	7/4		8/3	2/1	5	2
4	Presidents "A"	0/11	2/9	3/8		0/3	3	4

PROGRESSIVE RESULTS				
TEAMS		R1	R2	R3
1	New South Wales	11/0	11/0	11/0
2	Victoria	9/2	4/7	0/11
3	Queensland "B"	0/11	7/4	8/3
4	Presidents "A"	2/9	0/11	3/8

Last Updated: September 16, 2024 12:57 PM

2024 National Veterans Championships

Over 70 Men's Teams - Division B

TEAM RESULTS

MATCH SCORES									
TEAMS		1	2	3	4	5	WINS	MP	PLACE
1	Queensland		7/4	9/2	11/0	11/0	4/0	8	1
2	New South Wales "B"	4/7		3/8	9/2	11/0	2/2	6	3
3	Western Australia	2/9	8/3		10/1	10/1	3/1	7	2
4	Victoria "B"	0/11	2/9	1/10		10/1	1/3	5	4
5	Presidents "B"	0/11	0/11	1/10	1/10		0/4	4	5

PROGRESSIVE RESULTS						
TEAMS		R1	R2	R3	R4	R5
1	Queensland	11/0		9/2	11/0	7/4
2	New South Wales "B"	11/0	9/2		3/8	4/7
3	Western Australia		10/1	2/9	8/3	10/1
4	Victoria "B"	0/11	2/9	10/1		1/10
5	Presidents "B"	0/11	1/10	1/10	0/11	

Last Updated: September 16, 2024 1:08 PM

TEAMS ANALYSIS

Over 70 Men's Teams

	PLAYER	Wins	Losses	
NSW	Ellman Lee	10	0	100.00%
	Cyrus Pestonji	10	0	100.00%
	Paul Pinkewich	8	0	100.00%
	Chau-Hung James Wo	9	0	100.00%
NSW B	Ian Finlay	11	3	78.57%
	Jeff Loughran	11	3	78.57%
	Stephen Tai	3	6	33.33%
	Brian Wiese	11	3	78.57%
Prs A	Michael Agius	0	17	0.00%
	George Chung	4	13	23.53%
	Douglas Flood	8	10	44.44%
Prs B	Paul Kwaczynski	0	8	0.00%
	Kerry McGeehan	3	9	25.00%
	Alan Moore	2	11	15.38%
	Allan Ngaparau	1	11	8.33%
QLD	Alan Bruhn	7	3	70.00%
	John Sherriff	8	4	66.67%
	Martin Tribe	9	1	90.00%
	Gary Walmsley	11	3	78.57%
QLD B	David Delpratt	5	3	62.50%
	John Farmer	3	5	37.50%
	Reinhard Lot	3	10	23.08%
	Rabi Misra	2	6	25.00%
VIC	Ken Dawber	5	5	50.00%
	Dirk Holwerda	1	8	11.11%
	Richard Ooi	9	1	90.00%
	Mikael Wilopo	1	9	10.00%
VIC B	Greg Bellion	2	7	22.22%
	Michael Donlon	5	8	38.46%
	Eddie Giam	9	5	64.29%
	David Griersmith	1	12	7.69%
WA	Michael Dombrose	10	5	66.67%
	Song Ke	7	8	46.67%
	Hans Wetsteyn	12	4	75.00%

TEAMS ANALYSIS
Over 70 Men's Teams - Playoff Positions 1-4

	PLAYER	New South Wales				Queensland				Queensland "B"				Western Australia			Wins	Losses	
		EL	CP	PP	CW	AB	JS	MT	GW	DD	JF	RL	RM	MD	SK	HW			
NSW	Ellman Lee													3/1			1	0	100.00%
	Cyrus Pestonji						3/2										1	0	100.00%
	Paul Pinkewich					3/0			3/1					3/1		3/1	4	0	100.00%
	Chau-Hung James Wong						3/0		3/0						3/0	3/0	4	0	100.00%
QLD	Alan Bruhn			0/3													0	1	0.00%
	John Sherriff		2/3		0/3					3/2		3/0					2	2	50.00%
	Martin Tribe											3/1					1	0	100.00%
	Gary Walmsley			1/3	0/3							3/0	3/0				2	2	50.00%
QLD B	David Delpratt						2/3								2/3		0	2	0.00%
	John Farmer														1/3	0/3	0	2	0.00%
	Reinhard Lot						0/3		0/3					1/3		0/3	0	4	0.00%
	Rabi Misra							1/3	0/3								0	2	0.00%
WA	Michael Dombrose	1/3		1/3								3/1					1	2	33.33%
	Song Ke				0/3					3/2	3/1						2	1	66.67%
	Hans Wetsteyn			1/3	0/3						3/0	3/0					2	2	50.00%

Over 70 Men's Teams - Playoff Positions 5-9

	PLAYER	New South Wales "B"			Presidents "A"			Presidents "B"			Victoria			Victoria "B"			Wins	Losses	
		IF	JL	BW	MA	GC	DF	KM	AM	AN	KD	RO	MW	MD	EG	DG			
NSW B	Ian Finlay				3/0	3/0	1/3					3/1	3/2				4	1	80.00%
	Jeff Loughran				3/0	3/2	3/0				3/0	1/3					4	1	80.00%
	Brian Wiese				3/0	3/0	3/0				3/2		3/0				5	0	100.00%
Prs A	Michael Agius	0/3	0/3	0/3				0/3	0/3	0/3				0/3	0/3		0	8	0.00%
	George Chung	0/3	2/3	0/3				1/3	3/0	3/0					0/3	1/3	2	6	25.00%
	Douglas Flood	3/1	0/3	0/3				3/0	3/0	3/0				3/1	1/3	3/2	6	3	66.67%
Prs B	Kerry McGeehan				3/0	3/1	0/3										2	1	66.67%
	Alan Moore				3/0	0/3	0/3										1	2	33.33%
	Allan Ngaparau				3/0	0/3	0/3										1	2	33.33%
VIC	Ken Dawber		0/3	2/3										3/0		3/0	2	2	50.00%
	Richard Ooi	1/3	3/1											3/0	3/0		3	1	75.00%
	Mikael Wilopo	2/3		0/3											1/3	3/2	1	3	25.00%
VIC B	Michael Donlon				3/0		1/3				0/3	0/3					1	3	25.00%
	Eddie Giam				3/0	3/0	3/1					0/3	3/1				4	1	80.00%
	David Griersmith					3/1	2/3				0/3		2/3				1	3	25.00%

TEAMS ANALYSIS
Over 70 Men's Teams - Division A

	PLAYER	New South Wales				Presidents "A"			Queensland "B"				Victoria				Wins	Losses	
		EL	CP	PP	CW	MA	GC	DF	DD	JF	RL	RM	KD	DH	RO	MW			
NSW	Ellman Lee					3/0	3/0	3/0		3/0	3/2	3/0	3/1	3/1		3/0	9	0	100.00%
	Cyrus Pestonji					3/0	3/0	3/1		3/0	3/0	3/0	3/0	3/0		3/1	9	0	100.00%
	Paul Pinkewich									3/1	3/0	3/0		3/0			4	0	100.00%
	Chau-Hung James Wong					3/0	3/0	3/0					3/0			3/1	5	0	100.00%
Prs A	Michael Agius	0/3	0/3		0/3				0/3	0/3	0/3		0/3	0/3	0/3		0	9	0.00%
	George Chung	0/3	0/3		0/3				0/3	1/3	3/2		0/3	3/0	1/3		2	7	22.22%
	Douglas Flood	0/3	1/3		0/3				2/3	0/3	3/2		2/3	3/0	0/3		2	7	22.22%
QLD B	David Delpratt					3/0	3/0	3/2						3/0	2/3	3/0	5	1	83.33%
	John Farmer	0/3	0/3	1/3		3/0	3/1	3/0									3	3	50.00%
	Reinhard Lot	2/3	0/3	0/3		3/0	2/3	2/3						3/1	0/3	3/2	3	6	33.33%
	Rabi Misra	0/3	0/3	0/3										3/1	2/3	3/2	2	4	33.33%
VIC	Ken Dawber	1/3	0/3		0/3	3/0	3/0	3/2									3	3	50.00%
	Dirk Holwerda	1/3	0/3	0/3		3/0	0/3	0/3	0/3		1/3	1/3					1	8	11.11%
	Richard Ooi					3/0	3/1	3/0	3/2		3/0	3/2					6	0	100.00%
	Mikael Wilopo	0/3	1/3		1/3				0/3		2/3	2/3					0	6	0.00%

Over 70 Men's Teams - Division B

	PLAYER	New South Wales "B"				Presidents "B"				Queensland				Victoria "B"				Western Australia			Wins	Losses	
		IF	JL	ST	BW	PK	KM	AM	AN	AB	JS	MT	GW	GB	MD	EG	DG	MD	SK	HW			
NSW B	Ian Finlay						3/1	3/0	3/0					3/0		3/1	3/1	0/3	3/0	2/3	7	2	77.78%
	Jeff Loughran						3/0	3/0	3/0	3/2	3/1		0/3	3/0		0/3	3/0				7	2	77.78%
	Stephen Tai									1/3	0/3		1/3	3/0		0/3	3/0	2/3	3/0	2/3	3	6	33.33%
	Brian Wiese						3/0	3/0	3/0	3/2	1/3		3/2					2/3	3/0	0/3	6	3	66.67%
Prs B	Paul Kwaczynski									0/3		0/3	0/3		1/3	0/3		0/3	0/3	0/3	0	8	0.00%
	Kerry McGeehan	1/3	0/3		0/3									3/0	1/3	0/3		0/3	0/3	1/3	1	8	11.11%
	Alan Moore	0/3	0/3		0/3					0/3		0/3	0/3	2/3				0/3	1/3	3/2	1	9	10.00%
	Allan Ngaparau	0/3	0/3		0/3					0/3		1/3	0/3	2/3	0/3	0/3					0	9	0.00%
QLD	Alan Bruhn		2/3	3/1	2/3	3/0		3/0	3/0					3/0	3/0		3/0				7	2	77.78%
	John Sherriff		1/3	3/0	3/1									3/0	3/0			3/2	3/0	1/3	6	2	75.00%
	Martin Tribe					3/0		3/0	3/1					3/0	3/0		3/1	3/1	3/0	0/3	8	1	88.89%
	Gary Walmsley		3/0	3/1	2/3	3/0		3/0	3/0								3/1	3/0	3/0	3/0	9	1	90.00%
VIC B	Greg Bellion	0/3	0/3	0/3			0/3	3/2	3/2	0/3	0/3	0/3									2	7	22.22%
	Michael Donlon					3/1	3/1		3/0	0/3	0/3	0/3						0/3	3/1	0/3	4	5	44.44%
	Eddie Giam	1/3	3/0	3/0		3/0	3/0		3/0									2/3	0/3	1/3	5	4	55.56%
	David Griersmith	1/3	0/3	0/3						0/3		1/3	1/3					0/3	1/3	2/3	0	9	0.00%
WA	Michael Dombrose	3/0		3/2	3/2	3/0	3/0	3/0			2/3	1/3	0/3		3/0	3/2	3/0				9	3	75.00%
	Song Ke	0/3		0/3	0/3	3/0	3/0	3/1			0/3	0/3	0/3		1/3	3/0	3/1				5	7	41.67%
	Hans Wetsteyn	3/2		3/2	3/0	3/0	3/1	2/3			3/1	3/0	0/3		3/0	3/1	3/2				10	2	83.33%

2024 National Veterans Championships

Over 70 Women's Teams

New South Wales

Lesa Colburn
Joylene Morgan (C)

Presidents "B"

Daisy O'Bryan (VIC)
Ingrid Pearce (WA)

Victoria

Anne Bellion
Judy James (C)

Presidents "A"

Lorraine Baker (SA)
Elfrida Kalich (NT)

Tasmania

Judy Bowerman
Kim Holcomb

Last Updated: August 27, 2024 3:10 PM

2024 National Veterans Championships

Over 70 Women's Teams

TEAM RESULTS

MATCH SCORES									
TEAMS		1	2	3	4	5	WINS	MP	PLACE
1	Presidents "A"		5/0	4/1	5/0	5/0	4/0	8	1
2	Victoria	0/5		5/0	4/1	5/0	3/1	7	2
3	Tasmania	1/4	0/5		3/2	4/1	2/2	6	3
4	New South Wales	0/5	1/4	2/3		5/0	1/3	5	4
5	Presidents "B"	0/5	0/5	1/4	0/5		0/4	4	5

PROGRESSIVE RESULTS						
TEAMS		R1	R2	R3	R4	R5
1	Presidents "A"	5/0		4/1	5/0	5/0
2	Victoria	5/0	4/1		5/0	0/5
3	Tasmania		4/1	1/4	0/5	3/2
4	New South Wales	0/5	1/4	5/0		2/3
5	Presidents "B"	0/5	1/4	0/5	0/5	

Last Updated: September 18, 2024 11:38 AM

TEAMS ANALYSIS Over 70 Women's Teams

	PLAYER	New South Wales		Presidents "A"		Presidents "B"		Tasmania		Victoria		Wins	Losses	
		LC	JM	LB	EK	DO	IP	JB	KH	AB	JJ			
NSW	Lesa Colburn			0/3	0/3	3/2	3/2	3/1	2/3	1/3	1/3	3	5	37.50%
	Joylene Morgan			0/3	0/3	3/0	3/0	3/2	0/3	3/0	0/3	4	4	50.00%
Prs A	Lorraine Baker	3/0	3/0			3/0	3/0	3/0	0/3	3/0	3/1	7	1	87.50%
	Elfrida Kalich	3/0	3/0			3/0	3/0	3/0	3/0	3/0	3/1	8	0	100.00%
Prs B	Daisy O'Bryan	2/3	0/3	0/3	0/3			3/2	0/3	0/3	0/3	1	7	12.50%
	Ingrid Pearce	2/3	0/3	0/3	0/3			0/3	0/3	0/3	0/3	0	8	0.00%
TAS	Judy Bowerman	1/3	2/3	0/3	0/3	2/3	3/0			2/3	2/3	1	7	12.50%
	Kim Holcomb	3/2	3/0	3/0	0/3	3/0	3/0			0/3	2/3	5	3	62.50%
VIC	Anne Bellion	3/1	0/3	0/3	0/3	3/0	3/0	3/2	3/0			5	3	62.50%
	Judy James	3/1	3/0	1/3	1/3	3/0	3/0	3/2	3/2			6	2	75.00%

2024 National Veterans Championships

Over 75 Men's Teams

Presidents

Fuhua Fred Huang (ACT)
William Weinstock (NZL)

South Australia

Geoff Haby
Ian Morris (C)

Tasmania "B"

Don Schofield
Geoff Taylor

Queensland

Thomas Samuelsson
Martin Solomons (C)

Tasmania

Dennis Armstrong
Ken Mason

Last Updated: August 27, 2024 3:10 PM

2024 National Veterans Championships

Over 75 Men's Teams

TEAM RESULTS

MATCH SCORES									
TEAMS		1	2	3	4	5	WINS	MP	PLACE
1	Queensland		3/2	5/0	5/0	5/0	4/0	8	1
2	Presidents	2/3		4/1	4/1	3/2	3/1	7	2
3	Tasmania	0/5	1/4		0/5	4/1	1/3	5	4
4	South Australia	0/5	1/4	5/0		2/3	1/3	5	3
5	Tasmania "B"	0/5	2/3	1/4	3/2		1/3	5	5

PROGRESSIVE RESULTS						
TEAMS		R1	R2	R3	R4	R5
1	Queensland	5/0		5/0	5/0	3/2
2	Presidents	3/2	4/1		4/1	2/3
3	Tasmania		4/1	0/5	1/4	0/5
4	South Australia	0/5	1/4	2/3		5/0
5	Tasmania "B"	2/3	1/4	3/2	0/5	

Last Updated: September 18, 2024 11:12 AM

TEAMS ANALYSIS Over 75 Men's Teams

	PLAYER	Presidents		Queensland		South Australia		Tasmania		Tasmania "B"		Wins	Losses	
		FH	WW	TS	MS	GH	IM	DA	KM	DS	GT			
Pres	Fuhua Fred Huang			0/3	1/3	3/0	3/1	3/2	2/3	2/3	1/3	3	5	37.50%
	William Weinstock			3/1	3/1	3/1	3/0	3/0	3/2	3/0	3/0	8	0	100.00%
QLD	Thomas Samuelsson	3/0	1/3			3/0	3/0	3/0	3/1	3/0	3/0	7	1	87.50%
	Martin Solomons	3/1	1/3			3/0	3/0	3/0	3/2	3/0	3/0	7	1	87.50%
SA	Geoff Haby	0/3	1/3	0/3	0/3			3/0	3/2	3/1	3/0	4	4	50.00%
	Ian Morris	1/3	0/3	0/3	0/3			3/1	3/2	1/3	2/3	2	6	25.00%
TAS	Dennis Armstrong	2/3	0/3	0/3	0/3	0/3	1/3			0/3	3/2	1	7	12.50%
	Ken Mason	3/2	2/3	1/3	2/3	2/3	2/3			3/1	3/0	3	5	37.50%
TAS B	Don Schofield	3/2	0/3	0/3	0/3	1/3	3/1	3/0	1/3			3	5	37.50%
	Geoff Taylor	3/1	0/3	0/3	0/3	0/3	3/2	2/3	0/3			2	6	25.00%

2024 National Veterans Championships

Over 75 Women's Teams

New South Wales

Jennifer Aduckiewicz (C)
Carol Cowie

New South Wales O80

Theresa Borg
Kathleen Webber (C)

Presidents O80

Gladys Halford (NZL)
Roma James (WA)

South Australia 80/Over

Julie Coombes (C)
Gwenda Rapley

Victoria

Maureen Fischer (C)
Jan Taylor

New South Wales "B"

Rosemary Towers (C)
Rosemarie Veerhuis

New Zealand

Val Beaver (C)
Averil Roberts
Tanya Sulimova

South Australia

Beverley May
Honey Pannewig
Lenore Roder (C)

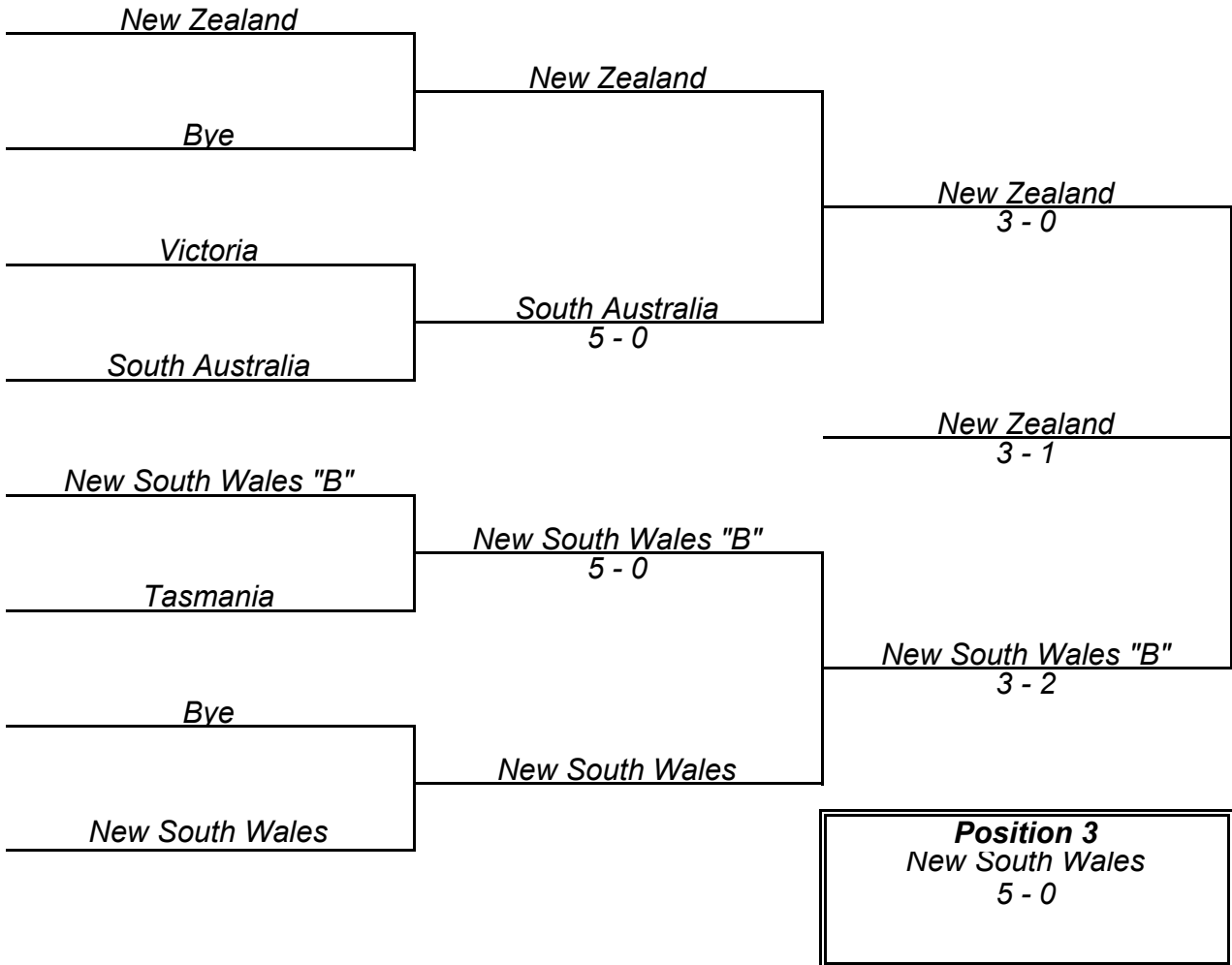
Tasmania

Christine Hooper
Lyn Wearing

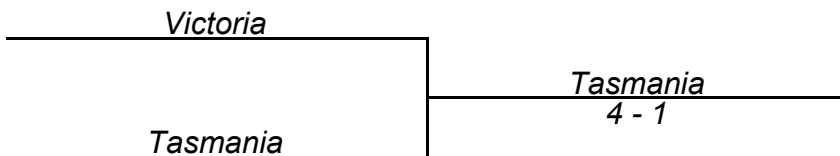
2024 National Veterans Championships

Over 75 Women's Teams - Playoffs

Playoff Positions 1-6



Playoff Positions 5-6



2024 National Veterans Championships

Over 75 Women's Teams - Playoffs

Playoff Positions 7-9

<i>South Australia 80/Over</i>	<i>South Australia 80/Over</i>
<i>Bye</i>	<i>South Australia 80/Over</i> <i>5 - 0</i>
<i>New South Wales O80</i>	<i>Presidents O80</i> <i>3 - 2</i>
<i>Presidents O80</i>	Position 9 <i>New South Wales O80</i>

Last Updated: September 18, 2024 10:52 AM

2024 National Veterans Championships

Over 75 Women's Teams - Division A

TEAM RESULTS

MATCH SCORES								
TEAMS		1	2	3	4	WINS	MP	PLACE
1	New Zealand		3/2	5/0	5/0	2/0	4	1
2	New South Wales "B"	2/3		5/0	5/0	1/1	3	2
3	Presidents O80	0/5	0/5		4/1			
4	Victoria	0/5	0/5	1/4		0/2	2	3

PROGRESSIVE RESULTS				
TEAMS		R1	R2	R3
1	New Zealand	5/0	5/0	3/2
2	New South Wales "B"	5/0	5/0	2/3
3	Presidents O80	0/5	0/5	4/1
4	Victoria	0/5	0/5	1/4

Last Updated: September 16, 2024 3:16 PM

2024 National Veterans Championships

Over 75 Women's Teams - Division B

TEAM RESULTS

MATCH SCORES									
TEAMS		1	2	3	4	5	WINS	MP	PLACE
1	New South Wales		1/4	4/1	3/2	5/0	2/0	4	1
2	South Australia 80/Over	4/1		5/0	5/0	4/1			
3	South Australia	1/4	0/5		4/1	4/1	1/1	3	2
4	Tasmania	2/3	0/5	1/4		4/1	0/2	2	3
5	New South Wales O80	0/5	1/4	1/4	1/4				

PROGRESSIVE RESULTS						
TEAMS		R1	R2	R3	R4	R5
1	New South Wales	3/2		4/1	5/0	1/4
2	South Australia 80/Over	4/1	5/0		5/0	4/1
3	South Australia		4/1	1/4	0/5	4/1
4	Tasmania	2/3	0/5	4/1		1/4
5	New South Wales O80	1/4	1/4	1/4	0/5	

Last Updated: September 16, 2024 3:23 PM

TEAMS ANALYSIS

Over 75 Women's Teams

	PLAYER	Wins	Losses	
NSW	Jennifer Aduckiewicz	9	3	75.00%
	Carol Cowie	6	6	50.00%
NSW B	Rosemary Towers	8	4	66.67%
	Rosemarie Veerhuis	9	3	75.00%
NSW G	Theresa Borg	0	10	0.00%
	Kathleen Webber	5	5	50.00%
NZL	Val Beaver	5	2	71.43%
	Averil Roberts	4	0	100.00%
	Tanya Sulimova	8	0	100.00%
PR 8	Gladys Halford	3	7	30.00%
	Roma James	2	8	20.00%
SA	Beverley May	5	5	50.00%
	Honey Pannewig	4	6	40.00%
	Lenore Roder	2	5	28.57%
SA 8	Julie Coombes	10	0	100.00%
	Gwenda Rapley	8	2	80.00%
TAS	Christine Hooper	7	5	58.33%
	Lyn Wearing	2	10	16.67%
VIC	Maureen Fischer	0	10	0.00%
	Jan Taylor	2	8	20.00%

TEAMS ANALYSIS
Over 75 Women's Teams - Playoff Positions 1-6

	PLAYER	New South Wales		New South Wales "B"		New Zealand		South Australia			Tasmania		Victoria		Wins	Losses	
		J A	C C	R T	R V	V B	T S	B M	H P	L R	C H	L W	M F	J T			
NSW	Jennifer Aduckiewicz			3/0	2/3			3/0	3/0						3	1	75.00%
	Carol Cowie			1/3	0/3			3/0	3/0						2	2	50.00%
NSW B	Rosemary Towers	0/3	3/1			0/3	0/3				3/1	3/0			3	3	50.00%
	Rosemarie Veerhuis	3/2	3/0			3/2	0/3				3/0	3/0			5	1	83.33%
NZL	Val Beaver			3/0	2/3				3/1						2	1	66.67%
	Tanya Sulimova			3/0	3/0				3/0	3/0					4	0	100.00%
SA	Beverley May	0/3	0/3										3/2	3/0	2	2	50.00%
	Honey Pannewig	0/3	0/3			1/3	0/3								0	4	0.00%
	Lenore Roder						0/3						3/2	3/0	2	1	66.67%
TAS	Christine Hooper			1/3	0/3								3/0	3/1	2	2	50.00%
	Lyn Wearing			0/3	0/3								3/0	0/3	1	3	25.00%
VIC	Maureen Fischer							2/3		2/3	0/3	0/3			0	4	0.00%
	Jan Taylor							0/3		0/3	1/3	3/0			1	3	25.00%

Over 75 Women's Teams - Playoff Positions 7-9

	PLAYER	New South Wales O80		Presidents O80		South Australia 80/Over		Wins	Losses	
		T B	K W	G H	R J	J C	G R			
NSW G	Theresa Borg			0/3	0/3			0	2	0.00%
	Kathleen Webber			3/0	3/0			2	0	100.00%
PR 8	Gladys Halford	3/0	0/3			0/3	1/3	1	3	25.00%
	Roma James	3/0	0/3			0/3	0/3	1	3	25.00%
SA 8	Julie Coombes			3/0	3/0			2	0	100.00%
	Gwenda Rapley			3/1	3/0			2	0	100.00%

Over 75 Women's Teams - Playoff Positions 5-6

	PLAYER	Tasmania		Victoria		Wins	Losses	
		C H	L W	M F	J T			
TAS	Christine Hooper	3/0	3/1	2	0	2	0	100.00%
	Lyn Wearing	3/0	0/3	1	1	1	1	50.00%
VIC	Maureen Fischer	0/3	0/3			0	2	0.00%
	Jan Taylor	1/3	3/0			1	1	50.00%

TEAMS ANALYSIS

Over 75 Women's Teams - Division A

	PLAYER	New South Wales "B"		New Zealand			Presidents O80		Victoria		Wins	Losses	
		R T	R V	V B	A R	T S	G H	R J	M F	J T			
NSW B	Rosemary Towers			3/0		0/3	3/2	3/0	3/2	3/0	5	1	83.33%
	Rosemarie Veerhuis			2/3		0/3	3/0	3/0	3/1	3/0	4	2	66.67%
NZL	Val Beaver	0/3	3/2				3/1	3/0			3	1	75.00%
	Averil Roberts						3/0	3/0	3/0	3/1	4	0	100.00%
	Tanya Sulimova	3/0	3/0						3/0	3/0	4	0	100.00%
PR 8	Gladys Halford	2/3	0/3	1/3	0/3				3/0	3/0	2	4	33.33%
	Roma James	0/3	0/3	0/3	0/3				3/0	1/3	1	5	16.67%
VIC	Maureen Fischer	2/3	1/3		0/3	0/3	0/3	0/3			0	6	0.00%
	Jan Taylor	0/3	0/3		1/3	0/3	0/3	3/1			1	5	16.67%

Over 75 Women's Teams - Division B

	PLAYER	New South Wales		New South Wales O80		South Australia			South Australia 80/Over		Tasmania		Wins	Losses	
		J A	C C	T B	K W	B M	H P	L R	J C	G R	C H	L W			
NSW	Jennifer Aduckiewicz			3/0	3/0		3/0	3/0	2/3	3/0	2/3	3/0	6	2	75.00%
	Carol Cowie			3/0	3/1		1/3	3/1	1/3	0/3	2/3	3/0	4	4	50.00%
NSW G	Theresa Borg	0/3	0/3			0/3	0/3		0/3	0/3	0/3	0/3	0	8	0.00%
	Kathleen Webber	0/3	1/3			3/1	2/3		0/3	3/1	0/3	3/0	3	5	37.50%
SA	Beverley May			3/0	1/3				0/3	1/3	3/0	3/1	3	3	50.00%
	Honey Pannewig	0/3	3/1	3/0	3/2						2/3	3/1	4	2	66.67%
	Lenore Roder	0/3	1/3						0/3	0/3			0	4	0.00%
SA 8	Julie Coombes	3/2	3/1	3/0	3/0	3/0		3/0			3/0	3/0	8	0	100.00%
	Gwenda Rapley	0/3	3/0	3/0	1/3	3/1		3/0			3/2	3/2	6	2	75.00%
TAS	Christine Hooper	3/2	3/2	3/0	3/0	0/3	3/2		0/3	2/3			5	3	62.50%
	Lyn Wearing	0/3	0/3	3/0	0/3	1/3	1/3		0/3	2/3			1	7	12.50%

2024 National Veterans Championships

Over 80 Men's Teams

New South Wales

Calvin Law
Inh Van Le (C)
Dong Hao Ma

Northern Territory

Jose Abrantes
Thong Teck Lee

Queensland

Harold Bligh
Kenneth Hay (C)

Victoria

Igor Klaf
Mick Wright (C)

New South Wales O85

Peter Chung (C)
Robert Ly

Presidents

Jeff Chen (QLD)
Colin Geraghty (VIC)
David McCloughry (SA)

Tasmania

Geoffrey Benn
Jim Findley

2024 National Veterans Championships

Over 80 Men's Teams

TEAM RESULTS

MATCH SCORES											
TEAMS		1	2	3	4	5	6	7	WINS	MP	PLACE
1	Victoria		3/2	5/0	5/0	5/0	5/0	5/0	6/0	12	1
2	New South Wales	2/3		5/0	4/1	5/0	5/0	5/0	5/1	11	2
3	Northern Territory	0/5	0/5		1/4	5/0	5/0	5/0	3/3	9	4
4	Queensland	0/5	1/4	4/1		4/1	5/0	5/0	4/2	10	3
5	Presidents	0/5	0/5	0/5	1/4		2/3	4/1	1/5	7	6
6	Tasmania	0/5	0/5	0/5	0/5	3/2		4/1	2/4	8	5
7	New South Wales O85	0/5	0/5	0/5	0/5	1/4	1/4		0/6	6	7

PROGRESSIVE RESULTS								
TEAMS		R1	R2	R3	R4	R5	R6	R7
1	Victoria	5/0		5/0	5/0	5/0	5/0	3/2
2	New South Wales	5/0	5/0		5/0	4/1	5/0	2/3
3	Northern Territory	5/0	5/0	5/0		0/5	0/5	1/4
4	Queensland		5/0	5/0	4/1	1/4	0/5	4/1
5	Presidents	0/5	0/5	0/5	1/4	4/1		2/3
6	Tasmania	0/5	0/5	0/5	0/5		4/1	3/2
7	New South Wales O85	0/5	0/5	0/5	0/5	1/4	1/4	

Last Updated: September 18, 2024 11:40 AM

TEAMS ANALYSIS Over 80 Men's Teams

	PLAYER	New South Wales			New South Wales O85		Northern Territory		Presidents			Queensland		Tasmania		Victoria		Wins	Losses	
		CL	IL	DM	PC	RL	JA	TL	JC	CG	DM	HB	KH	GB	JF	IK	MW			
NSW	Calvin Law				3/0	3/0			3/0		3/1					0/3	0/3	4	2	66.67%
	Inh Van Le						3/0	3/0	3/0		3/0	3/1	3/1	3/1	3/0	3/0	3/1	10	0	100.00%
	Dong Hao Ma				3/0	3/0	3/2	3/0				3/2	1/3	3/0	3/0			7	1	87.50%
NSW E	Peter Chung	0/3		0/3			0/3	1/3	0/3	3/0		0/3	0/3	2/3	3/2	0/3	0/3	2	10	16.67%
	Robert Ly	0/3		0/3			2/3	0/3	1/3	0/3		1/3	0/3	0/3	0/3	1/3	0/3	0	12	0.00%
NT	Jose Abrantes		0/3	2/3	3/0	3/2				3/2	3/1	1/3	2/3	3/2	3/0	0/3	0/3	6	6	50.00%
	Thong Teck Lee		0/3	0/3	3/1	3/0				3/0	3/0	1/3	3/1	3/1	3/0	1/3	1/3	7	5	58.33%
Pres	Jeff Chen	0/3	0/3		3/0	3/1						3/2	0/3			2/3	0/3	3	5	37.50%
	Colin Geraghty				0/3	3/0	2/3	0/3				0/3	0/3	1/3	3/2			2	6	25.00%
	David McCloughry	1/3	0/3				1/3	0/3						0/3	3/0	0/3	0/3	1	7	12.50%
QLD	Harold Bligh		1/3	2/3	3/0	3/1	3/1	3/1	2/3	3/0				3/1	3/0	1/3	0/3	7	5	58.33%
	Kenneth Hay		1/3	3/1	3/0	3/0	3/2	1/3	3/0	3/0				3/0	3/0	1/3	0/3	8	4	66.67%
TAS	Geoffrey Benn		1/3	0/3	3/2	3/0	2/3	1/3		3/1	3/0	1/3	0/3			1/3	0/3	4	8	33.33%
	Jim Findley		0/3	0/3	2/3	3/0	0/3	0/3		2/3	0/3	0/3	0/3			0/3	0/3	1	11	8.33%
VIC	Igor Klaf	3/0	0/3		3/0	3/1	3/0	3/1	3/2		3/0	3/1	3/1	3/1	3/0			11	1	91.67%
	Mick Wright	3/0	1/3		3/0	3/0	3/0	3/1	3/0		3/0	3/0	3/0	3/0	3/0			11	1	91.67%

2024 National Veterans Championships

Over 80 Women's Teams

New South Wales

Theresa Borg

Kathleen Webber (C)

South Australia

Julie Coombes (C)

Gwenda Rapley

Presidents

Gladys Halford (NZL)

Roma James (WA)

Last Updated: September 18, 2024 2:11 PM

2024 National Veterans Championships

Over 80 Women's Teams

TEAM RESULTS

MATCH SCORES							
TEAMS		1	2	3	WINS	MP	PLACE
1	South Australia		5/0	4/1	2/0	4	1
2	Presidents	0/5		3/2	1/1	3	2
3	New South Wales	1/4	2/3		0/2	2	3

PROGRESSIVE RESULTS				
TEAMS		R1	R2	R3
1	South Australia	4/1		5/0
2	Presidents		3/2	0/5
3	New South Wales	1/4	2/3	

Last Updated: September 18, 2024 10:55 AM

TEAMS ANALYSIS

Over 80 Women's Teams

	PLAYER	New South Wales		Presidents		South Australia		Wins	Losses	
		T B	K W	G H	R J	J C	G R			
NSW	Theresa Borg			0/3	0/3	0/3	0/3	0	4	0.00%
	Kathleen Webber			3/0	3/0	0/3	3/1	3	1	75.00%
Pres	Gladys Halford	3/0	0/3			0/3	1/3	1	3	25.00%
	Roma James	3/0	0/3			0/3	0/3	1	3	25.00%
SA	Julie Coombes	3/0	3/0	3/0	3/0			4	0	100.00%
	Gwenda Rapley	3/0	1/3	3/1	3/0			3	1	75.00%