

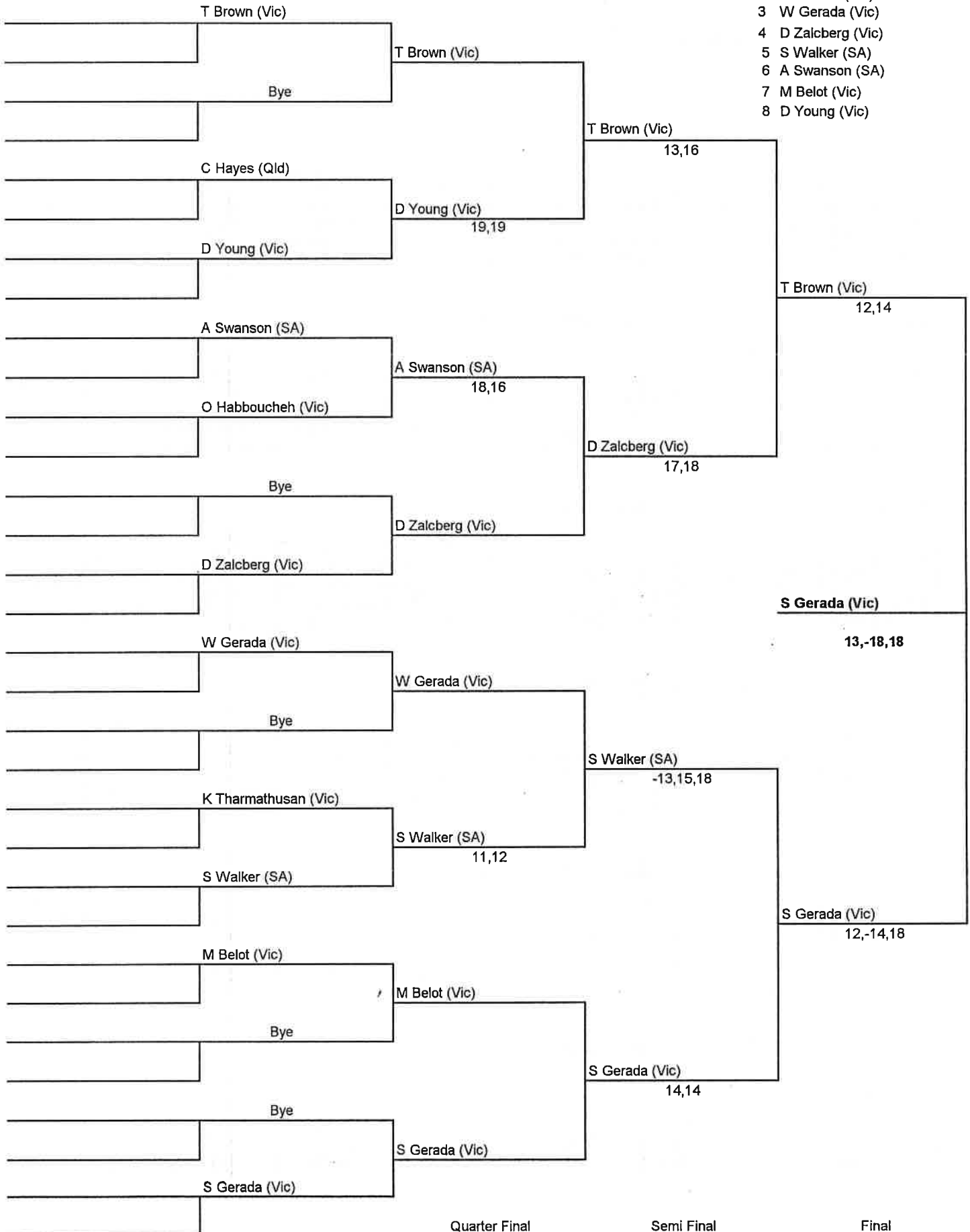
1998 YASAKA AUSTRALIAN YOUTH TABLE TENNIS CHAMPIONSHIPS

EVENT NAME: Under 20 Men's Singles

SEEDINGS

EVENT NO: Y1

- 1 T Brown (Vic)
- 2 S Gerada (Vic)
- 3 W Gerada (Vic)
- 4 D Zalcborg (Vic)
- 5 S Walker (SA)
- 6 A Swanson (SA)
- 7 M Belot (Vic)
- 8 D Young (Vic)



Quarter Final

Semi Final

Final

1998 YASAKA AUSTRALIAN YOUTH TABLE TENNIS CHAMPIONSHIPS

EVENT NAME: UNDER 20 MEN'S SINGLES

EVENT NO: Y1

WEDNESDAY

GROUP NO: A

MATCH	TIME	TABLE
1 V 2	0900	1
2 V 3	0930	1
1 V 3	1000	1

		Brown	Pearce	Bungey	WINS	LOSSES	POS
S1	T Brown (Vic)		9,9	7,9	2	0	1
	F Pearce (Vic)	-9,-9		-20,-16	0	2	3
	G Bungey (SA)	-7,-9	20,16		1	1	2

WEDNESDAY

GROUP NO: B

MATCH	TIME	TABLE
1 V 2	0900	2
2 V 3	0930	2
1 V 3	1000	2

		Gerada	Hopper	Wood	WINS	LOSSES	POS
S2	S Gerada (Vic)		13,-15,16	-13,10,11	2	0	1
	A Hopper (Qld)	-13,15,-16		16,19	1	1	2
	A Wood (SA)	13,-10,-11	-16,-19		0	2	3

WEDNESDAY

GROUP NO: C

MATCH	TIME	TABLE
1 V 2	0900	3
2 V 3	0930	3
1 V 3	1000	3

		Gerada	Smith	Connelly	WINS	LOSSES	POS
S3	W Gerada (Vic)		4,13	11,11	2	0	1
	M Smith (Vic)	-4,-13		-14,-13	0	2	3
	M Connelly (SA)	-11,-11	14,13		1	1	2

WEDNESDAY

GROUP NO: D

MATCH	TIME	TABLE
1 V 2	0900	4
2 V 3	0930	4
1 V 3	1000	4

		Zalcberg	Khan	Abbas	WINS	LOSSES	POS
S4	D Zalcberg (Vic)		9,20	15,13	2	0	1
	J Khan (Vic)	-9,-20		18,8	1	1	2
	R Abbas (SA)	-15,-13	-18,-8		0	2	3

WEDNESDAY

GROUP NO: E

MATCH	TIME	TABLE
1 V 2	0900	5
2 V 3	0930	5
1 V 3	1000	5

		Walker	Yu	Bo	WINS	LOSSES	POS
S5	S Walker (SA)		14,13	14,8	2	0	1
	Z Yu (Vic)	-14,-13		17,21	1	1	2
	T Bo (NSW)	-14,-8	-17,-21		0	2	3

1998 YASAKA AUSTRALIAN YOUTH TABLE TENNIS CHAMPIONSHIPS

EVENT NAME: UNDER 20 MEN'S SINGLES

EVENT NO: Y1

WEDNESDAY

GROUP NO: F

MATCH	TIME	TABLE
1 V 2	0900	6
2 V 3	0930	6
1 V 3	1000	6

		Swanson	Dever	Clifton	WINS	LOSSES	POS
S6	A Swanson (SA)		8,13	18,18	2	0	1
	D Dever (Vic)	-8,-13		-8,13,4	1	1	2
	P Clifton (Qld)	-18,-18	8,-13,-4		0	2	3

WEDNESDAY

GROUP NO: G

MATCH	TIME	TABLE
1 V 2	0900	12
2 V 3	0930	12
1 V 3	1000	12

		Belot	Gray	Green	WINS	LOSSES	POS
S7	M Belot (Vic)		6,7	14,17	2	0	1
	S Gray (SA)	-6,-7		-13,-14	0	2	3
	A Green (NSW)	-14,-17	13,14		1	1	2

WEDNESDAY

GROUP NO: H

MATCH	TIME	TABLE
1 V 2	0900	13
2 V 3	0930	13
1 V 3	1000	13

		Young	Rouse	Tran	WINS	LOSSES	POS
S8	D Young (Vic)		16,14	9,15	2	0	1
	M Rouse (Vic)	-16,-14		8,16	1	1	2
	X Tran (NSW)	-9,-15	-8,-16		0	2	3

GROUP NO: I

MATCH	TIME	TABLE
1 V 2	0900	14
2 V 3	0930	14
1 V 3	1000	14

		Habboucheh	Goss	Jia	WINS	LOSSES	POS
	O Habboucheh (Vic)		18,11	16,16	2	0	1
	N Goss (Tas)	-18,-11		-11,15,-23	0	2	3
	J Jia (NSW)	-16,-16	11,-15,23		1	1	2

GROUP NO: J

MATCH	TIME	TABLE
1 V 2	0900	15
2 V 3	0930	15
1 V 3	1000	15

		Tharmasuthan	Wheaton	Kelly	WINS	LOSSES	POS
	K Tharmasuthan (Vic)		9,17	21,11	2	0	1
	L Wheaton (Vic)	-9,-17		-9,14,19	0	2	3
	B Kelly (Qld)	-21,-11	9,-14,-19		1	1	2

GROUP NO: K

MATCH	TIME	TABLE
1 V 2	0900	16
2 V 3	0930	16
1 V 3	1000	16

		Hayes	Davies	Cocks	WINS	LOSSES	POS
	C Hayes (Qld)		-11,10,15	18,-13,19	2	0	1
	M Davies (Vic)	11,-10,-15		-19,-19	0	2	3
	P Cocks (SA)	-18,13,-19	19,19		1	1	2

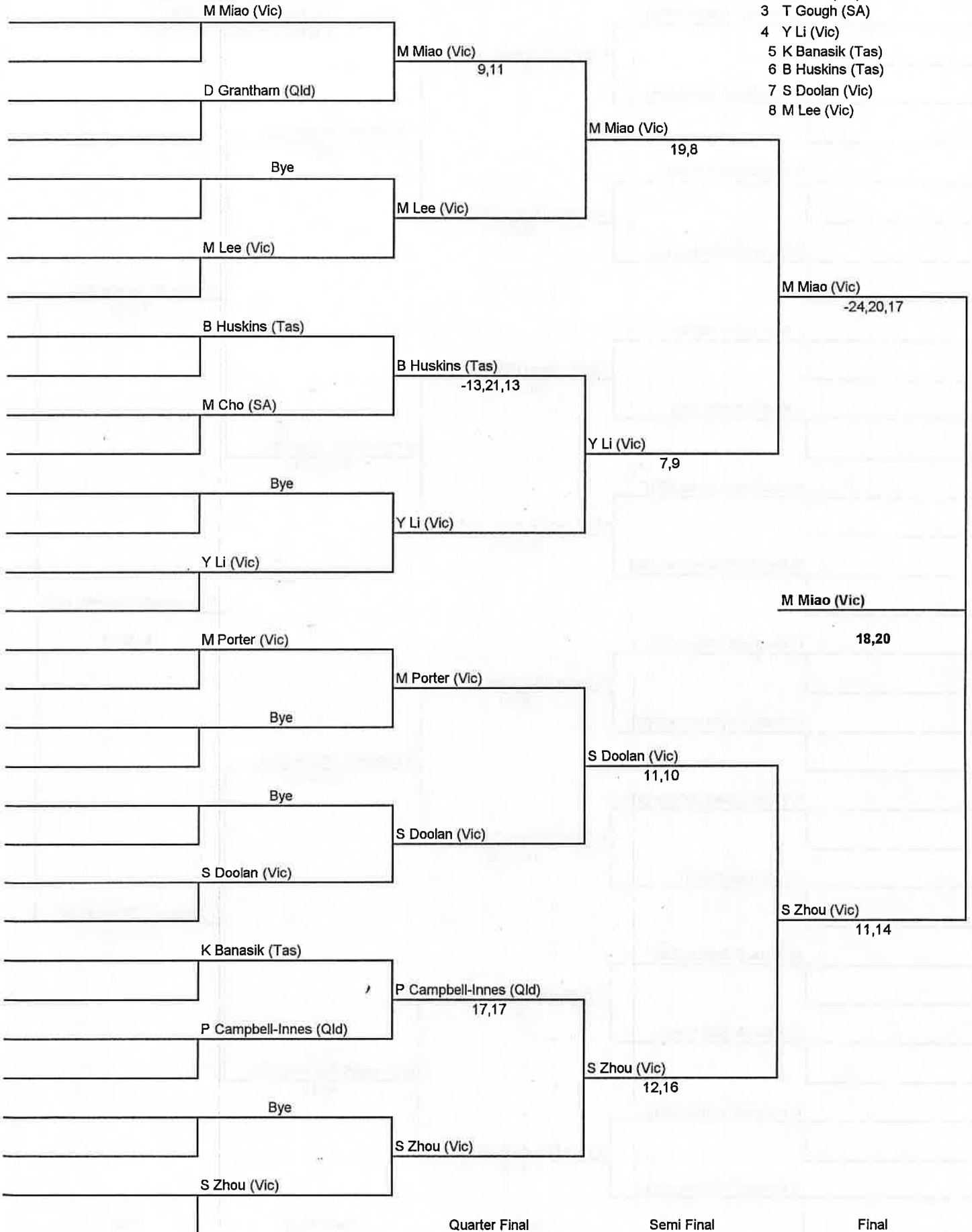
1998 YASAKA AUSTRALIAN YOUTH TABLE TENNIS CHAMPIONSHIPS

EVENT NAME: Under 20 Women's Singles

SEEDINGS

EVENT NO: Y2

- 1 M Miao (Vic)
- 2 S Zhou (Vic)
- 3 T Gough (SA)
- 4 Y Li (Vic)
- 5 K Banasik (Tas)
- 6 B Huskins (Tas)
- 7 S Doolan (Vic)
- 8 M Lee (Vic)



1998 YASAKA AUSTRALIAN YOUTH TABLE TENNIS CHAMPIONSHIPS

EVENT NAME: **UNDER 20 WOMEN'S SINGLES**

EVENT NO: **Y2**

WEDNESDAY

GROUP NO: **B**

MATCH	TIME	TABLE
1 V 2	0900	7
2 V 3	0930	7
1 V 3	1000	7

		Zhou	Ostrowski	Jolley	WINS	LOSSES	POS
S2	S Zhou (Vic)		12,9	6,5	2	0	1
	C Ostrowski (NSW)	-12,-9		-14,-19	0	2	3
	M Jolley (SA)	-6,-5	14,19		1	1	2

WEDNESDAY

GROUP NO: **C**

MATCH	TIME	TABLE
1 V 2	0900	8
2 V 3	0930	8
1 V 3	1000	8

		Gough	C-Innes	Porter	WINS	LOSSES	POS
S3	T Gough (SA)		14,13	f/f	1	1	2
	C Campbell-Innes (Qld)	-14,-13		-13,-16	0	2	3
	M Porter (Vic)	w/o	13,16		2	0	1

WEDNESDAY

GROUP NO: **D**

MATCH	TIME	TABLE
1 V 2	0900	9
2 V 3	0930	9
1 V 3	1000	9

		Li	Rutter	Jones	WINS	LOSSES	POS
S4	Y Li (Vic)		6,4	12,8	2	0	1
	C Rutter (SA)	-6,-4		17,-12,-14	0	2	3
	S Jones (Tas)	-12,-8	-17,12,14		1	1	2

WEDNESDAY

GROUP NO: **E**

MATCH	TIME	TABLE
1 V 2	0900	10
2 V 3	0930	10
1 V 3	1000	10

		Banasik	Jolley	Montgomery	WINS	LOSSES	POS
S5	K Banasik (Tas)		15,10	21,8	2	0	1
	A Jolley (SA)	-15,-10		-15,-6	0	2	3
	C Montgomery (Vic)	-21,-8	15,6		1	1	2

WEDNESDAY

GROUP NO: **F**

MATCH	TIME	TABLE
1 V 2	0900	11
2 V 3	0930	11
1 V 3	1000	11

		Huskins	Smith	Mcllvar	WINS	LOSSES	POS
S6	B Huskins (Tas)		7,13	8,12	2	0	1
	M Smith (Vic)	-7,-13		15,18	1	1	2
	K Mcllvar (NSW)	-8,-12	-15,-18		0	2	3

1998 YASAKA AUSTRALIAN YOUTH TABLE TENNIS CHAMPIONSHIPS

EVENT NAME: UNDER 20 WOMEN'S SINGLES

EVENT NO: Y2

WEDNESDAY

GROUP NO: G

MATCH	TIME	TABLE
1 V 2	0900	17
2 V 3	0930	17
1 V 3	1000	17

		Doolan	Ralph	Abbas	WINS	LOSSES	POS
S7	S Doolan (Vic)		11,11	9,14	2	0	1
	J Ralph (Tas)	-11,-11		-19,17,11	1	1	2
	D Abbas (SA)	-9,-14	19,-17,-11		0	2	3

WEDNESDAY

GROUP NO: H

MATCH	TIME	TABLE
1 V 2	0900	18
2 V 3	0930	18
1 V 3	1000	18

		Lee	Ray	Bungey	WINS	LOSSES	POS
S8	M Lee (Vic)		12,15	19,11	2	0	1
	S Ray (Tas)	-12,-15		-11,-14	0	2	3
	K Bungey (SA)	-19,-11	11,14		1	1	2

WEDNESDAY

GROUP NO: I

MATCH	TIME	TABLE
1 V 2	0900	19
2 V 3	0930	19
1 V 3	1000	19

		Cho	Clarke	Montfort	WINS	LOSSES	POS
	M Cho (SA)		10,20	19,18	2	0	1
	E Clarke (Qld)	-10,-20		11,19	1	1	2
	K Montfort (Vic)	-19,-18	-11,-19		0	2	3

WEDNESDAY

GROUP NO: J

MATCH	TIME	TABLE
1 V 2	0900	20
2 V 3	0930	20
1 V 3	1000	20

		Gelberg	Jolley	C-Innes	WINS	LOSSES	POS
	S Gelberg (Vic)		11,16	-12,-17	1	1	2
	L Jolley (SA)	-11,-16		-13,-7	0	2	3
	P Campbell-Innes (Qld)	12,17	13,7		2	0	1

WEDNESDAY

GROUP NO: K

MATCH	TIME	TABLE
1 V 2	0900	21
2 V 3	0930	21
1 V 3	1000	21

		Grantham	Zuidland	James	WINS	LOSSES	POS
	D Grantham (Qld)		18,14	20,-16,11	2	0	1
	S Zuidland (SA)	-18,-14		20,-19,-7	0	2	3
	K James (Vic)	-20,16,-11	-20,19,7		1	1	2

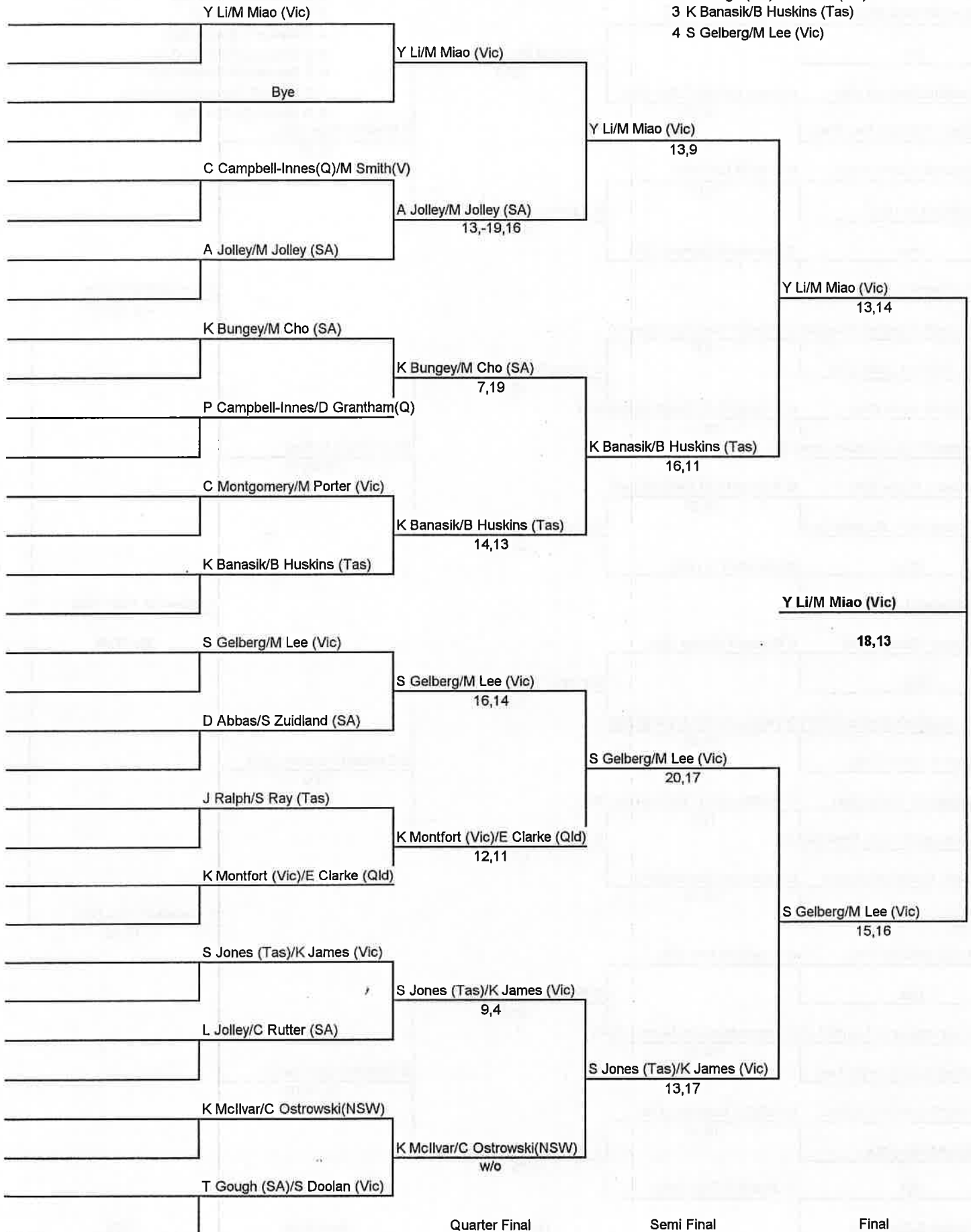
1998 YASAKA AUSTRALIAN YOUTH TABLE TENNIS CHAMPIONSHIPS

EVENT NAME: Under 20 Women's Doubles

SEEDINGS

EVENT NO: Y4

- 1 Y Li/M Miao (Vic)
- 2 T Gough (SA)/S Doolan (Vic)
- 3 K Banasik/B Huskins (Tas)
- 4 S Gelberg/M Lee (Vic)



Quarter Final

Semi Final

Final

