

Table Tennis Australia Athletes With Disabilities Championships 2004

Men's Open Singles - Wheelchair

GROUP A

No.	NAME	10	8	6	9	4	11	M.P.	W/L	Position
10	Ross Schurgott (SA)		3-0	3-0	3-0	3-0	2-3	9	0.67	2
8	Tony Wade (SA)	0-3		0-3	3-0	3-0	3-2	8	0.00	4
6	John Shiel (NSW)	0-3	3-0		3-0	3-0	2-3	8	3.00	3
9	Danny Chaplin (VIC)	0-3	0-3	0-3		3-0	0-3	6		5
4	Christopher Fairall (VIC)	0-3	0-3	0-3	0-3		0-3	5		6
11	Stephen Cheng (NSW)	3-2	2-3	3-2	3-0	3-0		9	1.5	1

Table Tennis Australia Athletes With Disabilities Championships 2004

Women's Open Singles - Wheelchair

GROUP A

No.	NAME	12	240	13	M.P.	W/L	Position
12	Joy Boyd (NSW)		3-0	3-0	4		1
240	Luisa Silva (NSW)	0-3		2-3	2		3
13	Catherine Morrow (VIC)	0-3	3-2		3		2

Table Tennis Australia Athletes With Disabilities Championships 2004

Open Singles - Standing

GROUP A

No.	NAME	18	17	19	14	57	M.P.	W/L	Position
18	Tony Begg (QLD)		3-0	3-0	3-0	3-0	8		1
17	Patrick Horn (ACT)	0-3		3-0	3-0	3-0	7		2
19	Ben Hall (SA)	0-3	0-3		3-0	3-1	6		3
14	Tim Jericho (SA)	0-3	0-3	0-3		0-3	4		5
57	Rebecca Julian (VIC)	0-3	0-3	1-3	3-0		5		4

Table Tennis Australia Athletes With Disabilities Championships 2004

Men's Singles - Deaf

GROUP A

No.	NAME	97	95	96	94	93	M.P.	W/L	Position
97	Michael Louey (VIC)		3-0	3-0	3-0	3-0	8		1
95	Desmond Morris (VIC)	0-3		3-0	3-1	3-0	7		2
96	Trevor Boyle (NSW)	0-3	0-3		3-0	3-0	6		3
94	David Suutari (NSW)	0-3	1-3	0-3		3-0	5		4
93	Ian Rogers (NSW)	0-3	0-3	0-3	0-3		4		5

Table Tennis Australia Athletes With Disabilities Championships 2004

EVENT NAME: Men's Singles - Deaf

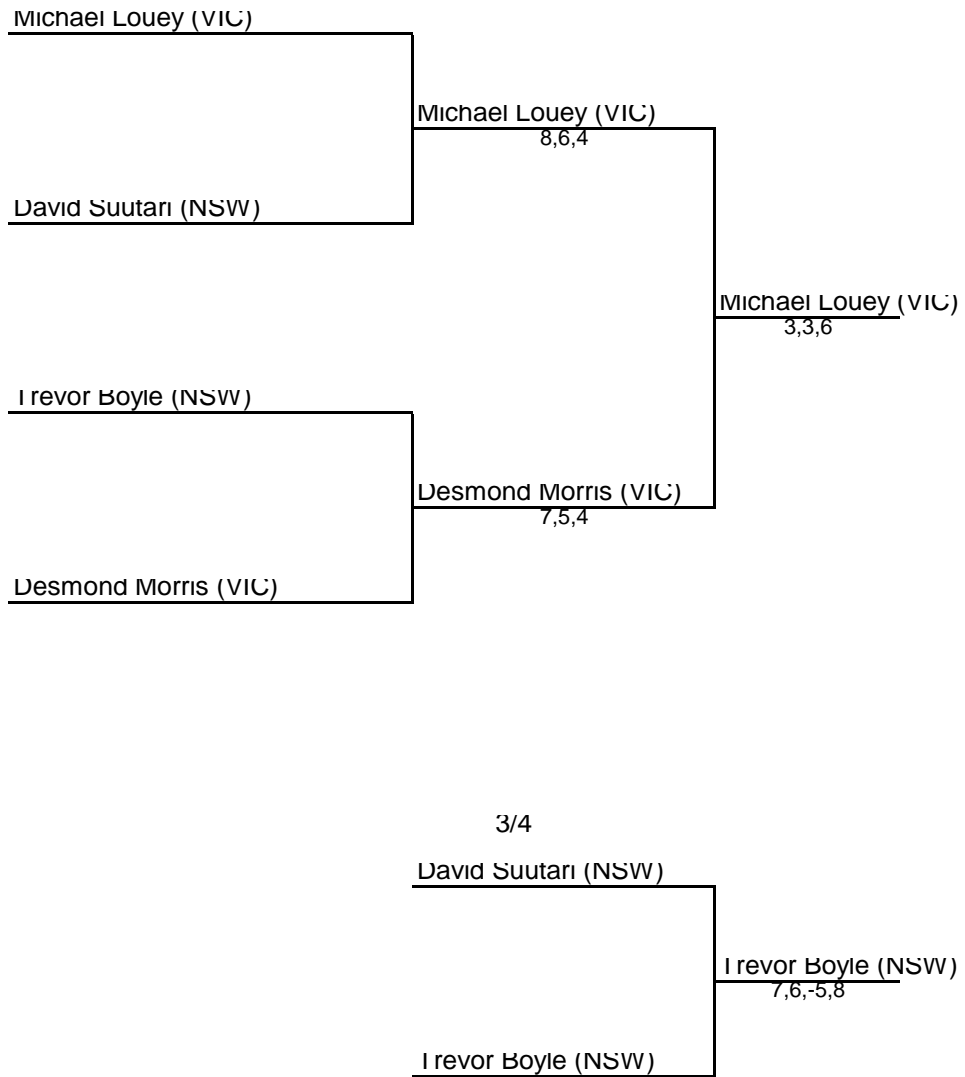


Table Tennis Australia Athletes With Disabilities Championships 2004

Women's Singles - Deaf

GROUP A

No.	NAME	125	98	99	116	127	126	M.P.	W/L	Position
125	Mandy Smith (NSW)		1-3	3-2	2-3	3-0	3-0	8		3
98	Ida Rogers (NSW)	3-1		3-0	3-1	3-0	3-0	10		1
99	Caterina Corbett (NSW)	2-3	0-3		0-3	3-1	2-3	6	1.25	5
116	Leslie Noonan (NSW)	3-2	1-3	3-0		3-2	3-0	9		2
127	Maureen MacDougall (NS)	0-3	0-3	1-3	2-3		3-0	6	1.33	4
126	Bonita Slinn (NSW)	0-3	0-3	3-2	0-3	0-3		6	0.6	6

Table Tennis Australia Athletes With Disabilities Championships 2004

EVENT NAME: Women's Singles - Deaf

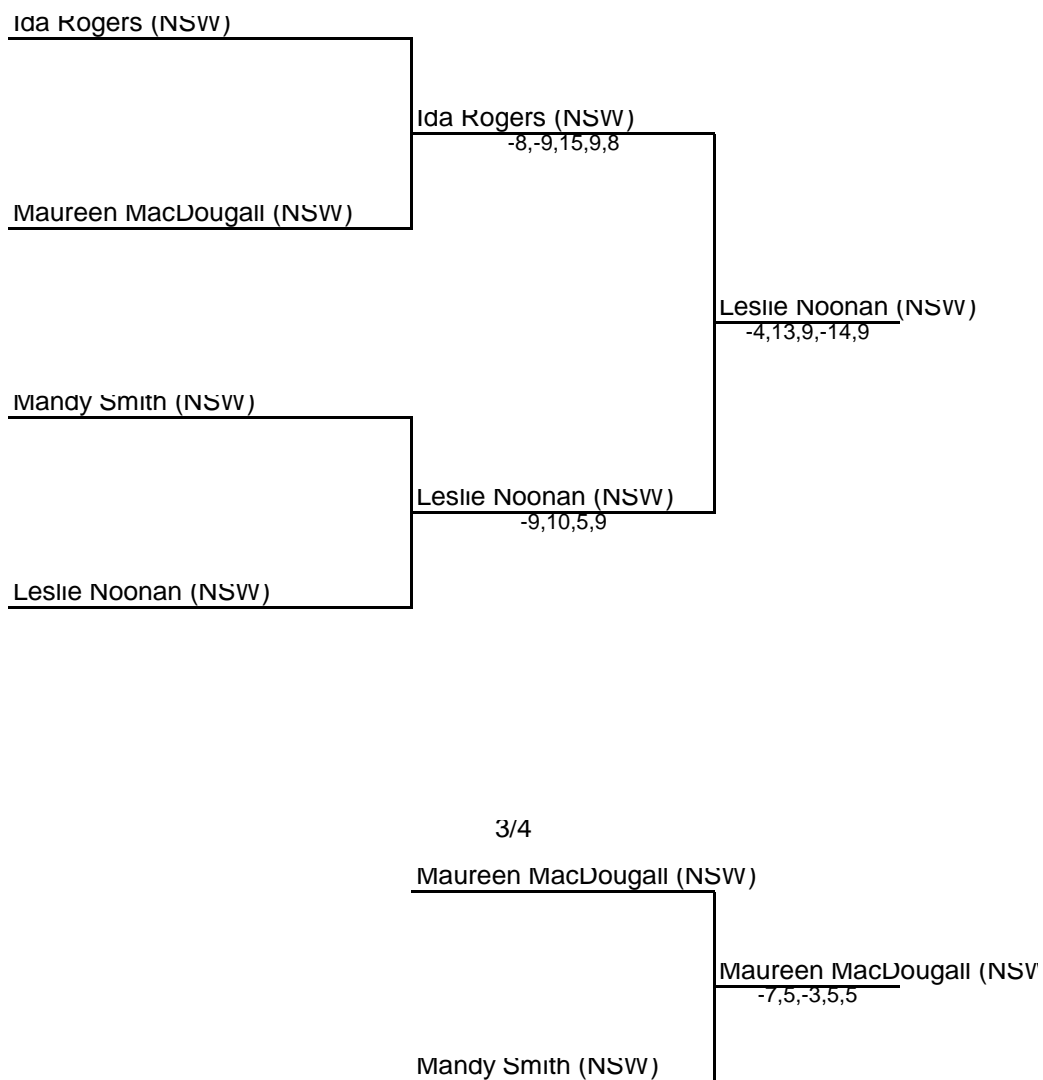


Table Tennis Australia Athletes With Disabilities Championships 2004

EVENT NAME: Men's Singles - Class 11

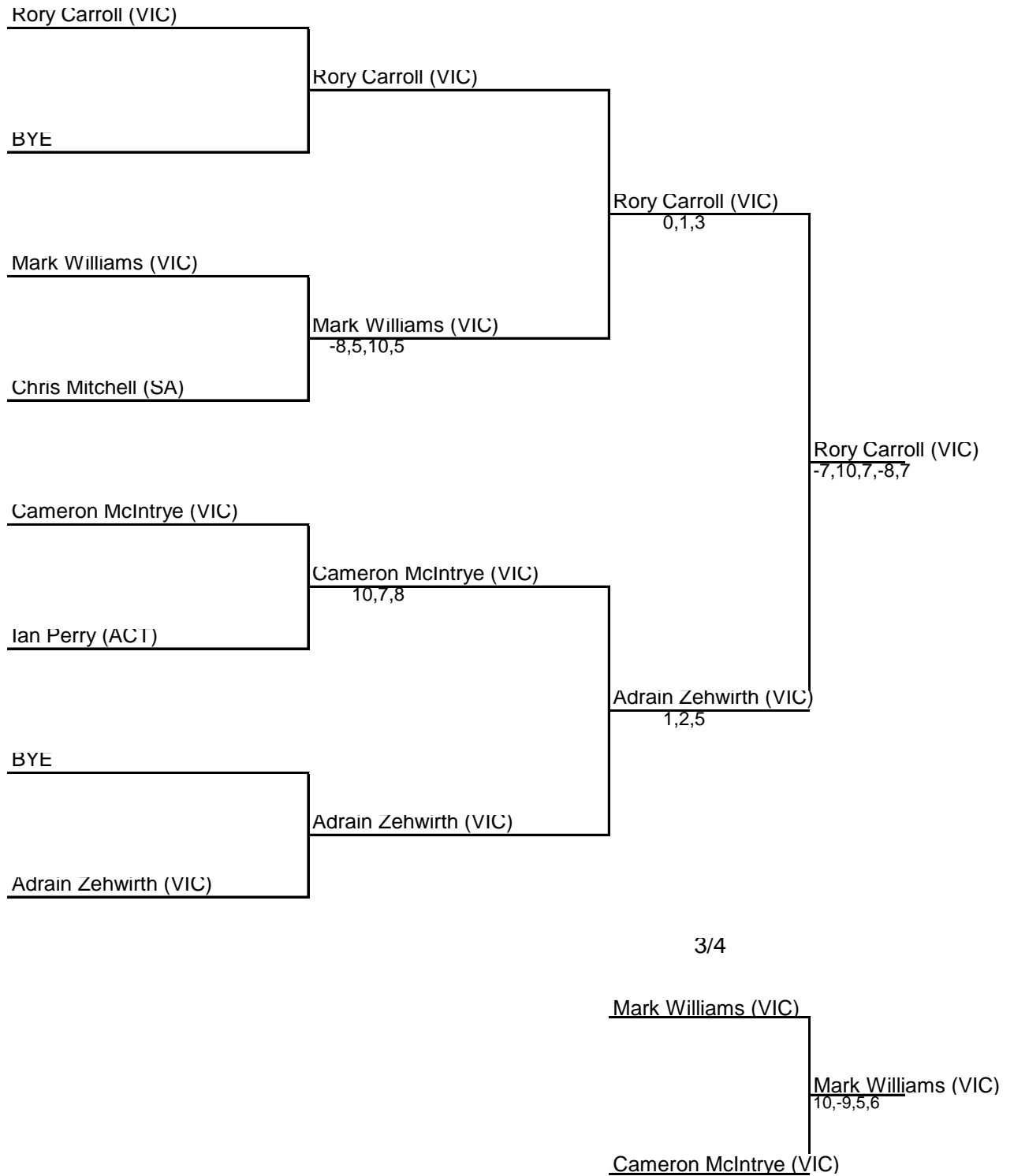


Table Tennis Australia Athletes With Disabilities Championships 2004

Women's Singles - Class 11

GROUP A

No.	NAME	89	92	88	87	M.P.	W/L	Position
89	Cassy Geffke (VIC)		3-2	3-0	3-0	6		1
92	Sally Spence (VIC)	2-3		3-0	3-0	5		2
88	Jamie Lee Kelly (ACT)	0-3	0-3		3-0	4		3
87	Kate Wade (ACT)	0-3	0-3	0-3		3		4

Table Tennis Australia Athletes With Disabilities Championships 2004

Open Doubles - Wheelchair

GROUP A		8	6	4	12			
No.	NAME	10	11	9	240	M.P.	W/L	Position
8	Tony Wade (SA)							
10	Ross Schurgott (SA)		3-1	3-0	3-0	6		1
6	John Shiel (NSW)							
11	Stephen Cheng (NSW)	1-3		3-0	3-2	5		2
4	Christopher Fairall (VIC)							
9	Danny Chaplin (VIC)	0-3	0-3		0-3	3		4
12	Joy Boyd (NSW)							
240	Luisa Silva (NSW)	0-3	2-3	3-0		4		3

Table Tennis Australia Athletes With Disabilities Championships 2004

Open Doubles - Standing

GROUP A		14	17		M.P.	W/L	Position
No.	NAME	19	18				
14	Tim Jericho (SA)		0-3		1		2
19	Ben Hall (SA)						
17	Patrick Horn (ACT)	3-0			2		1
18	Tony Begg (QLD)						

Table Tennis Australia Athletes With Disabilities Championships 2004

Men's Doubles - Class 11

GROUP A		64	65	58	68			
No.	NAME	67	66	59	86	M.P.	W/L	Position
64	Adrain Zehwirth (VIC)		3-0	3-0	3-0	6		1
67	Rory Carroll (VIC)							
65	Mark Williams (VIC)	0-3		3-2	3-0	5		2
66	Cameron McIntyre (VIC)							
58	Chris Mitchell (SA)	0-3	2-3		3-1	4		3
59	Clint Pearson (SA)							
68	Ian Perry (ACT)	0-3	0-3	1-3		3		4
86	Nicholas Krahe (ACT)							

Table Tennis Australia Athletes With Disabilities Championships 2004

Women's Doubles - Class 11

GROUP A		89	87				
No.	NAME	92	88		M.P.	W/L	Position
89	Cassy Geffke (VIC)		3-0		2		1
92	Sally Spence (VIC)						
87	Kate Wade (ACT)	0-3			1		2
88	Jamie Lee Kelly (ACT)						

Table Tennis Australia Athletes With Disabilities Championships 2004

Men's Doubles - Deaf

GROUP A		97	95				
No.	NAME	93	94		M.P.	W/L	Position
97	Michael Louey (VIC)		3-1		2		1
93	Ian Rogers (NSW)						
95	Desmond Morris (VIC)	1-3			1		2
94	David Sutari (NSW)						

Table Tennis Australia Athletes With Disabilities Championships 2004

Women's Doubles - Deaf

GROUP A		116	126	127			
No.	NAME	98	125	99	M.P.	W/L	Position
116 98	Leslie Noonan (NSW) Ida Rogers (NSW)		3-0	3-0	4		1
126 125	Bonita Slinn (NSW) Mandy Smith (NSW)	0-3		1-3	2		3
127 99	Maureen MacDougall (NSW) Caterina Corbett (NSW)	0-3	3-1		3		2