


1999 AUSTRALIAN CLOSED & UNDER 18 TABLE TENNIS CHAMPIONSHIPS

EVENT NAME: Men's Singles

EVENT NO: S1

SEEDINGS

- 1 Simon Gerada (VIC)
- 2 Russell Lavale (VIC)
- 3 Mark Smythe (VIC)
- 4 Brett Clarke (QLD)
- 5 Jeff Plumb (ACT)
- 6 Chamara Fernando (VIC)
- 7 Andrew Gilbert (VIC)
- 8 Kiet Tran (NSW)



1999 AUSTRALIAN CLOSED & UNDER 18 TABLE TENNIS CHAMPIONSHIPS

EVENT NAME: MEN'S SINGLES

EVENT NO: S1

THURSDAY

GROUP NO: A

MATCH	TIME	TABLE
1 V 2	0900	1
2 V 3	1030	1
1 V 3	1200	1

	A Cockfield	J Ayton	T Pollard	WINS	LOSSES	POS
Adam Cockfield (QLD)		17, 20, 10	5, 16, 14	2	0	1
Jarrold Ayton (SA)	-17,-20,-10		18, 18, 14	1	1	2
Tim Pollard (WA)	-5,-16,-14	-18,-18,-14		0	2	3

THURSDAY

GROUP NO: B

MATCH	TIME	TABLE
1 V 2	0900	2
2 V 3	1030	2
1 V 3	1200	2

	M Belot	D Clarke	D Melksham	WINS	LOSSES	POS
Michael Belot (VIC)		21, 17, -19, 11	12, 12,, 13	2	0	1
Damon Clarke (QLD)	-21,-17,19,-11		17, 15, 22	1	1	2
Damien Melksham (ACT)	-12,-12,-13	-17,-15,-22		0	2	3

THURSDAY

GROUP NO: C

MATCH	TIME	TABLE
1 V 2	0900	3
2 V 3	1030	3
1 V 3	1200	3

	K Tran	B Kiely	D Tickner	WINS	LOSSES	POS
S8 Kiet Tran (NSW)		18, 18, 19	12, 12, 12,	2	0	1
Brad Kiely (QLD)	-18,-18,-19		-18,21,-21,-7	0	2	3
David Tickner (SA)	-12,-12,-12	18, -21, 21, 7		1	1	2

THURSDAY

GROUP NO: D

MATCH	TIME	TABLE
1 V 2	0900	4
2 V 3	1030	4
1 V 3	1200	4

	C Fernando	A Hopper	J Tran	WINS	LOSSES	POS
S6 Chamara Fernando (VIC)		W/O	10, 12, 13	2	0	1
Ashley Hopper (QLD)	Forfeit		Forfeit	0	2	3
Jason Tran (QLD)	-10,-12,-13	W/O		1	1	2

THURSDAY

GROUP NO: E

MATCH	TIME	TABLE
1 V 2	0900	8
2 V 3	1030	8
1 V 3	1200	8

	A Swanson	M Rouse	G De Leon	WINS	LOSSES	POS
Alex Swanson (SA)		13, -18, -20, 22, 10	W/O	2	0	1
Matthew Rouse (VIC)	-13, 18, 20, -22, -10		W/O	1	1	2
Georgy De Leon (NSW)	Forfeit	Forfeit		0	2	3

1999 AUSTRALIAN CLOSED & UNDER 18 TABLE TENNIS CHAMPIONSHIPS

EVENT NAME: MEN'S SINGLES

EVENT NO: S1

THURSDAY

GROUP NO: F

MATCH	TIME	TABLE
1 V 2	0900	6
2 V 3	1030	6
1 V 3	1200	6

	S Bakanay	A Wilson	J Pollard	WINS	LOSSES	POS
Seraf Bakanay (QLD)		13, 13, 13	6, 11, 13	2	0	1
Andrew Wilson (VIC)	-13,-13,-13		16, 19, 17	1	1	2
John Pollard (WA)	-6,-11,-13	-16,-19,-17		0	1	3

THURSDAY

GROUP NO: G

MATCH	TIME	TABLE
1 V 2	0900	5
2 V 3	1030	5
1 V 3	1200	5

	B Clarke	S Hart	L Bisiach	WINS	LOSSES	POS
S4 Brett Clarke (QLD)		15, 10, 15	13, 11, -17, 17	2	0	1
Steven Hart (SA)	-15,-10,-15		-11,10,15,-8,-19	0	2	3
Lory Bisiach (VIC)	-13,-11,17,-17	11, -10, -15, 8, 19		1	1	2

THURSDAY

GROUP NO: H

MATCH	TIME	TABLE
1 V 2	0930	5
2 V 3	1100	5
1 V 3	1230	5

	M Smythe	J Knight	R Bigalski	WINS	LOSSES	POS
S3 Mark Smythe (VIC)		15, 13, 19	19, 14, 17	2	0	1
Jesse Knight (QLD)	-15,-13,-19		19, 14, 15	1	1	2
Ralph Bigalski (SA)	-19,-14,-17	-19,-14,-15		0	2	3

THURSDAY

GROUP NO: I

MATCH	TIME	TABLE
1 V 2	0930	2
2 V 3	1100	2
1 V 3	1230	2

	S Gao	M Nield	I Bellamy	WINS	LOSSES	POS
Steven Gao (QLD)		10, 14, 11	12, 21, 7	2	0	1
Matthew Nield (SA)	-10, -14, -11		-21,16,-18,-19	0	2	3
Ian Bellamy (NSW)	-12, -21, -7	21, -16, 18, 19		1	1	2

THURSDAY

GROUP NO: J

MATCH	TIME	TABLE
1 V 2	0930	3
2 V 3	1100	3
1 V 3	1230	3

	J Plumb	A Mullamphy	S Priddle	WINS	LOSSES	POS
S5 Jeff Plumb (ACT)		14, 13, 12	13, 15, 15	2	0	1
Adam Mullamphy (QLD)	-14, -13, -12		14,-17,-15,-14	0	2	3
Shaun Priddle (VIC)	-13,-15,-15	-14, 17, 15, 14		1	1	2

1999 AUSTRALIAN CLOSED & UNDER 18 TABLE TENNIS CHAMPIONSHIPS

EVENT NAME: MEN'S SINGLES

EVENT NO: S1

THURSDAY

GROUP NO: K

MATCH	TIME	TABLE
1 V 2	0930	4
2 V 3	1100	4
1 V 3	1230	4

	A Gilbert	R Abbas	M Ruhl	WINS	LOSSES	POS
S7 Andrew Gilbert (VIC)		9, 14, 11	14, 13, 13	2	0	1
Roy Abbas (SA)	-9,-14,-11		-16,-18,15,-11	0	2	3
Matthew Ruhl (QLD)	-14,-13,-13	16, 18, -15, 11		1	0	2

THURSDAY

GROUP NO: L

MATCH	TIME	TABLE
1 V 2	0930	1
2 V 3	1100	1
1 V 3	1230	1

	C Hayes	M Kredinac	D Mintz	WINS	LOSSES	POS
Craig Hayes (QLD)		12, 11, 11	16, 13, 14	2	0	1
Mike Kredinac (VIC)	-12,-11,-11		-18,-21,-16	0	2	3
Dean Mintz (WA)	-16,-13,-14	18, 21, 16		1	0	2

THURSDAY

GROUP NO: M

MATCH	TIME	TABLE
1 V 2	0930	6
2 V 3	1100	6
1 V 3	1230	6


	J Tawadrous	M Cole	K Longbottom	WINS	LOSSES	POS
John Tawadrous (NSW)		17, 14, 11	13, 16, 9	2	0	1
Matthew Cole (QLD)	-17,-14,-11		-16, 6, -20, 9, 16	1	1	2
Kurt Longbottom (SA)	-13,-16,-9	16,-6,20,-9,-16		0	1	3

1999 AUSTRALIAN CLOSED & UNDER 18 TABLE TENNIS CHAMPIONSHIPS

EVENT NAME: Women's Singles
EVENT NO: S2

SEEDINGS

- 1 Jian Fang Lay (VIC)
- 2 Tammy Gough (SA)
- 3 Mimi Lee (VIC)
- 4 Kerry Bungey (SA)



Quarter Final

Semi Final

Final

1999 AUSTRALIAN CLOSED & UNDER 18 TABLE TENNIS CHAMPIONSHIPS

EVENT NAME: WOMEN'S SINGLES

EVENT NO: S2

THURSDAY

GROUP NO: A

MATCH	TIME	TABLE
1 V 2	1000	1
2 V 3	1130	1
1 V 3	1300	1

	S Cheah	L Daveson	A Abbas	WINS	LOSSES	POS
Sheryn Cheah (WA)		17, 13, 12	-11,21,-17,-17	1	1	2
Larissa Daveson (QLD)	-17,-13,-12		-16,-17,-10		2	3
Alice Abbas (SA)	11, -21, 17, 17	16, 17, 10		2		1

THURSDAY

GROUP NO: B

MATCH	TIME	TABLE
1 V 2	1000	2
2 V 3	1130	2
1 V 3	1300	2

	S Doolan	J Whitbread	E Clarke	WINS	LOSSES	POS
Sarah Doolan (VIC)		11, 7, 15	-18,16,-18,19,-16	1	1	2
Jeeranan Whitbread (WA)	-11,-7,-15		-16,-19,20,18,-17		2	3
Erica Clarke (QLD)	18, -16, 18, -19, 16	16, 19, -20, -18, 17		2		1

THURSDAY

GROUP NO: C

MATCH	TIME	TABLE
1 V 2	1000	3
2 V 3	1130	3
1 V 3	1300	3

	K Bungey	M Lee	J Tregea	WINS	LOSSES	POS
S4 Kerry Bungey (SA)		-20,18,-15,17,-20	W/O	1	1	2
Mariana Lee (QLD)	20, -18, 15, -17, 20		W/O	2		1
Joyce Tregea (QLD)	Forfeit	Forfeit			2	3

THURSDAY

GROUP NO: D

MATCH	TIME	TABLE
1 V 2	1000	4
2 V 3	1130	4
1 V 3	1300	4

	M Lee	A Coker	S Zuidland	WINS	LOSSES	POS
S3 Mimi Lee (VIC)		3, 9, 11	-17, 10, 16, 8	2		1
Alison Coker (QLD)	-3,-9,-11		-9,-10,17,-11		2	3
Sara Zuidland (SA)	17,-10,-16,-8	9, 10, -17, 11		1	1	2

THURSDAY

GROUP NO: E

MATCH	TIME	TABLE
1 V 2	1000	5
2 V 3	1130	5
1 V 3	1300	5

	C Campbell-Innes	N Redhead	A Jolley	WINS	LOSSES	POS
Claire Campbell-Innes (QLD)		W/O	-20, 15, 14, 9	2		1
Nuala Redhead (QLD)	Forfeit		Forfeit		2	3
Ann Maree Jolley (SA)	20,-15,-14,-9	W/O		1	1	2

1999 AUSTRALIAN CLOSED & UNDER 18 TABLE TENNIS CHAMPIONSHIPS

EVENT NAME: WOMEN'S SINGLES

EVENT NO: S2

THURSDAY

GROUP NO: F

MATCH	TIME	TABLE
1 V 2	1000	6
2 V 3	1130	6
1 V 3	1300	6

	K Pon	A Pegg	P Clarke	WINS	LOSSES	POS
Karen Pon (WA)		15, 11, 10	W/O	2		
Alyson Pegg (VIC)	-15,-11,-10		W/O	1	1	2
Pam Clarke (QLD)	Forfiet	Forfiet			2	3


1999 AUSTRALIAN CLOSED & UNDER 18 TABLE TENNIS CHAMPIONSHIPS

EVENT NAME: Men's Doubles

EVENT NO: S3

SEEDINGS

- 1 B Clarke (QLD)/J Plumb (ACT)
- 2 R Lavale/M Smythe (VIC)
- 3 A Gilbert/S Gerada (VIC)
- 4 M Belot/C Fernando (VIC)




1999 AUSTRALIAN CLOSED & UNDER 18 TABLE TENNIS CHAMPIONSHIPS

EVENT NAME: Women's Doubles
EVENT NO: S4

SEEDINGS

- 1 J F Lay/M Lee (VIC)
- 2 T Gough/K Bungey (SA)



Quarter Final

Semi Final

Final

1999 AUSTRALIAN CLOSED & UNDER 18 TABLE TENNIS CHAMPIONSHIPS

EVENT NAME: Mixed Doubles
EVENT NO: S5

SEEDINGS

- 1 M Smythe/J F Lay (VIC)
- 2 R Lavale(VIC)/T Gough (SA)
- 3 A Swanson/K Bungey (SA)
- 4 S Gerada (VIC)/E Clarke (QLD)

