


2000 SMARTPLAY AUSTRALIAN TABLE TENNIS CHAMPIONSHIPS

EVENT NAME: Men's Singles

EVENT NO: S1

SEEDINGS

- 1 Simon Gerada (V)
- 2 Russell Lavale (V)
- 3 Brett Clarke (Q)
- 4 Trevor Brown (V)
- 5 Mark Smythe (V)
- 6 Jeff Plumb (ACT)
- 7 Paul Langley (SA)
- 8 Kiet Tran (NSW)



- SEEDINGS**
- 9 Chamara Fernando (V)
 - 10 John Tawadrous (NSW)
 - 11 Alex Swanson (SA)
 - 12 Andrew Gilbert (V)
 - 13 Michael Belot (V)
 - 14 David Zalcborg (V)
 - 15 Matthew Rouse (V)
 - 16 Adam Cockfield (Q)

2000 SMARTPLAY AUSTRALIAN TABLE TENNIS CHAMPIONSHIPS

EVENT NAME: **MEN'S SINGLES**

EVENT NO: **S1**

THURSDAY

GROUP NO: **A**

MATCH	TIME	TABLE
1 V 2	1130	1
2 V 3	1210	1
1 V 3	1250	1

		S Gerada	J Ayton	M Ruhl	WINS	LOSSES	POS
S1	Simon Gerada (V)		6,9,12	19,-15,11,11	2	0	1
	Jarrad Ayton (SA)	-6,-9,-12		-19,-15,19,-13	0	2	3
	Matthew Ruhl (Q)	-19,15,-11,-11	19,15,-19,13		1	1	2

THURSDAY

GROUP NO: **B**

MATCH	TIME	TABLE
1 V 2	1130	2
2 V 3	1210	2
1 V 3	1250	2

		R Lavale	K Longbottom	L Evans	WINS	LOSSES	POS
S2	Russell Lavale (V)		9,3,10	6,14,10	2	0	1
	Kurt Longbottom (SA)	-9,-3,-10		-19,18,14,-17,17	1	1	2
	Luke Evans (WA)	-6,-14,-10	19,-18,-14,17,-17		0	2	3

THURSDAY

GROUP NO: **C**

MATCH	TIME	TABLE
1 V 2	1130	3
2 V 3	1210	3
1 V 3	1250	3

		B Clarke	Z Tang	S Houston	WINS	LOSSES	POS
S3	Brett Clarke (Q)		9,5,13	10,11,14	2	0	1
	Zihuan Tang (V)	-9,-5,-13		-18,-16,-12	0	2	3
	Scott Houston (SA)	-10,-11,-14	18,16,12		1	1	2

THURSDAY

GROUP NO: **D**

MATCH	TIME	TABLE
1 V 2	1130	4
2 V 3	1210	4
1 V 3	1250	4

		T Brown	T Wzietek	R Abbas	WINS	LOSSES	POS
S4	Trevor Brown (V)		16,7,19	10,17,5	2	0	1
	Tomasz Wzietek (Q)	-16,-7,-19		-15,-9,-9	0	2	3
	Roy Abbas (SA)	-10,-17,-5	15,9,9		1	1	2

THURSDAY

GROUP NO: **E**

MATCH	TIME	TABLE
1 V 2	1130	5
2 V 3	1210	5
1 V 3	1250	5

		M Smythe	A Buckeridge	J Drew	WINS	LOSSES	POS
S5	Mark Smythe (V)		7,10,7	11,13,9	2	0	1
	Adam Buckeridge (Q)	-7,-10,-7		-14,-9,-5	0	2	3
	Jeff Drew (WA)	-11,-13,-9	14,9,5		1	1	2

2000 SMARTPLAY AUSTRALIAN TABLE TENNIS CHAMPIONSHIPS

EVENT NAME: **MEN'S SINGLES**

EVENT NO: **S1**

THURSDAY

GROUP NO: **F**

MATCH	TIME	TABLE		J Plumb	A Wilson	M Nield	WINS	LOSSES	POS
1 V 2	1130	6	S6	Jeff Plumb (ACT)	8,19,10	17,15,12	2	0	1
2 V 3	1210	6		Andrew Wilson (V)	-8,-19,-10	19,-20,18,10	1	1	2
1 V 3	1250	6		Matthew Nield (SA)	-17,-15,-12	-19,20,-18,-10	0	2	3

THURSDAY

GROUP NO: **G**

MATCH	TIME	TABLE		P Langley	A Shih	A Soh	WINS	LOSSES	POS
1 V 2	1130	7	S7	Paul Langley (SA)	6,11,5	11,12,14	2	0	1
2 V 3	1210	7		Andy Shih (Q)	-6,-11,-5	-11,-12,-19	0	2	3
1 V 3	1250	7		Adrian Soh (NZ)	-11,-12,-14	11,12,19	1	1	2

THURSDAY

GROUP NO: **H**

MATCH	TIME	TABLE		K Tran	R Bigalske	L Bisiach	WINS	LOSSES	POS
1 V 2	1130	8	S8	Kiet Tran (NSW)	13,13,20	17,16,17	2	0	1
2 V 3	1210	8		Ralph Bigalske (SA)	-13,-13,-20	-14,-11,17,19,-20	0	2	3
1 V 3	1250	8		Lory Bisiach (V)	-17,-16,-17	14,11,-17,-19,20	1	2	2

THURSDAY

GROUP NO: **I**

MATCH	TIME	TABLE		C Fernando	D Stretton	C McKenna	WINS	LOSSES	POS
1 V 2	1130	9	S9	Chamara Fernando (V)	8,16,13	15,-19,12,10	2	0	1
2 V 3	1210	9		Dean Stretton (ACT)	-8,-16,-13	22,14,20	1	1	2
1 V 3	1250	9		Colin McKenna (Q)	-15,19,-12,-10	-22,-14,-20	0	2	3

THURSDAY

GROUP NO: **J**

MATCH	TIME	TABLE		J Tawadrous	D Segal	J Knight	WINS	LOSSES	POS
1 V 2	1130	10	S10	John Tawadrous (NSW)	-19,-16,-10	-16,-12,13,-15	0	2	3
2 V 3	1210	10		David Segal (V)	19,16,10	-19,18,-8,-17	1	1	2
1 V 3	1250	10		Jesse Knight (Q)	16,12,-13,15	19,-18,8,17	2	0	1

2000 SMARTPLAY AUSTRALIAN TABLE TENNIS CHAMPIONSHIPS

EVENT NAME: **MEN'S SINGLES**

EVENT NO: **S1**

THURSDAY

GROUP NO: **K**

MATCH	TIME	TABLE		A Swanson	D Clarke	S Priddle	WINS	LOSSES	POS
1 V 2	1130	11	S11	Alex Swanson (SA)	17,20,18	14,19,20	2	0	1
2 V 3	1210	11		Damon Clarke (Q)	-17,-20,-18	-14,19,-14,-5	0	2	3
1 V 3	1250	11		Shaun Priddle (V)	-14,-19,-20	14,-19,14,5	1	1	2

THURSDAY

GROUP NO: **L**

MATCH	TIME	TABLE		A Gilbert	I Bindoff	A Hopper	WINS	LOSSES	POS
1 V 2	1130	12	S12	Andrew Gilbert (V)	11,2,7	8,15,20	2	0	1
2 V 3	1210	12		Ivan Bindoff (T)	-11,-2,-7	-13,15,-13,-7	0	2	3
1 V 3	1250	12		Ashley Hopper (Q)	-8,-15,-20	13,-15,13,7	1	1	2

THURSDAY

GROUP NO: **M**

MATCH	TIME	TABLE		M Belot	B Kiely	J Pollard	WINS	LOSSES	POS
1 V 2	1130	13	S13	Michael Belot (V)	-16,20,16,-16,-0	w/o	0	2	3
2 V 3	1210	13		Brad Kiely (Q)	16,-20,-16,16,21	14,12,13	2	0	1
1 V 3	1250	13		John Pollard (WA)	w/o	-14,-12,-13	1	1	2

THURSDAY

GROUP NO: **N**

MATCH	TIME	TABLE		D Zalcborg	X Tran	A Huang	WINS	LOSSES	POS
1 V 2	1130	14	S14	David Zalcborg (V)	8,14,12	15,8,-12,14	2	0	1
2 V 3	1210	14		Xuyen Tran (NSW)	-8,-14,-12	-15,-12,-19	0	2	3
1 V 3	1250	14		Andy Huang (NZ)	-15,-8,12,-14	15,12,19	1	1	2

THURSDAY

GROUP NO: **O**

MATCH	TIME	TABLE		M Rouse	M Cole	A Green	WINS	LOSSES	POS
1 V 2	1130	15	S15	Matthew Rouse (V)	21,9,-25,13	18,21,21	2	0	1
2 V 3	1210	15		Matthew Cole (Q)	-21,-9,25,-13	-13,-19,-16	0	0	3
1 V 3	1250	15		Adam Green (NSW)	-18,-21,-21	13,19,16	1	1	2

THURSDAY

GROUP NO: **P**

MATCH	TIME	TABLE		A Cockfield	M Wu	D Beaumont	WINS	LOSSES	POS
1 V 2	1130	16	S16	Adam Cockfield (Q)	15,2,13	15,18,11	2	0	1
2 V 3	1210	16		Michael Wu (V)	-15,-2,-13	-16,-10,-19	0	2	3
1 V 3	1250	16		David Beaumont (NSW)	-15,-18,-11	16,10,19	1	1	2


2000 SMARTPLAY AUSTRALIAN TABLE TENNIS CHAMPIONSHIPS

EVENT NAME: **Women's Singles**

EVENT NO: **S2**

SEEDINGS

- 1 Miao Miao (V)
- 2 Shirley Zhou (V)
- 3 May Cho (SA)
- 4 Tammy Gough (SA)
- 5 Peri Campbell-Innes (Q)
- 6 Kerry Bungey (SA)
- 7 Claire Campbell-Innes (Q)
- 8 Mariana Lee (Q)



2000 SMARTPLAY AUSTRALIAN TABLE TENNIS CHAMPIONSHIPS

EVENT NAME: **WOMEN'S SINGLES**

EVENT NO: **S2**

THURSDAY

GROUP NO: **A**

MATCH	TIME	TABLE
1 V 2		
2 V 3		
1 V 3		

					WINS	LOSSES	POS
S1	Miao Miao (V)						

THURSDAY

GROUP NO: **B**

MATCH	TIME	TABLE
1 V 2	1330	1
2 V 3	1410	1
1 V 3	1450	1

		S Zhou	D Grantham	S Zuidland	WINS	LOSSES	POS
S2	Shirley Zhou (V)		w/o	w/o	0	2	3
	Diana Grantham (Q)	w/o		15,16,17	2	0	1
	Sara Zuidland (SA)	w/o	-15,-16,-17		1	1	2

THURSDAY

GROUP NO: **C**

MATCH	TIME	TABLE
1 V 2	1330	2
2 V 3	1410	2
1 V 3	1450	2

		M Cho	E Clarke	S Jones	WINS	LOSSES	POS
S3	May Cho (SA)		16,12,13	11,8,14	2	0	1
	Erica Clarke (Q)	-16,-12,-13		-19,18,17,18	1	1	2
	Susan Jones (T)	-11,-8,-14	19,-18,-17,-18		0	2	3

THURSDAY

GROUP NO: **D**

MATCH	TIME	TABLE
1 V 2	1330	3
2 V 3	1410	3
1 V 3	1450	3

		T Gough	C Townsend	C Montgomery	WINS	LOSSES	POS
S4	Tammy Gough (SA)		8,9,9	12,13,12	2	0	1
	Cathy Townsend (Q)	-8,-9,-9		19,15,17	1	1	2
	Claire Montgomery (V)	-12,-13,-12	-19,-15,-17		0	2	3

THURSDAY

GROUP NO: **E**

MATCH	TIME	TABLE
1 V 2	1330	4
2 V 3	1410	4
1 V 3	1450	4

		P Campbell-innes	L Baker	D Abbas	WINS	LOSSES	POS
S5	Peri Campbell-Innes (Q)		w/o	15,10,17	2	0	1
	Lorraine Baker (SA)	w/o		w/o	0	2	3
	Daisy Abbas (SA)	-15,-10,-17	w/o		1	1	2

2000 SMARTPLAY AUSTRALIAN TABLE TENNIS CHAMPIONSHIPS

EVENT NAME: **WOMEN'S SINGLES**

EVENT NO: **S2**

THURSDAY

GROUP NO: **F**

MATCH	TIME	TABLE
1 V 2	1330	5
2 V 3	1410	5
1 V 3	1450	5

		K Bungey	H Barnett	B Seiffert	WINS	LOSSES	POS
S6	Kerry Bungey (SA)		14,8,6	6,14,11	2	0	1
	Helen Barnett (Q)	-14,-8,-6		17,15,19	1	1	2
	Birgit Seiffert (NSW)	-6,-14,-11	-17,-15,-19		0	2	3

THURSDAY

GROUP NO: **G**

MATCH	TIME	TABLE
1 V 2	1330	6
2 V 3	1410	6
1 V 3	1450	6

		C Campbell-Innes	A-M Jolley	M Porter	WINS	LOSSES	POS
S7	Claire Campbell-Innes (Q)		w/o	w/o	0	2	3
	Ann-Marie Jolley (SA)	w/o		17,13,16	2	0	1
	Monica Porter (V)	w/o	-17-13-16		1	1	2

THURSDAY

GROUP NO: **H**

MATCH	TIME	TABLE
1 V 2	1330	7
2 V 3	1410	7
1 V 3	1450	7

		M Lee	L Whiteford	A Abbas	WINS	LOSSES	POS
S8	Mariana Lee (Q)		-17,17,21,-9,-21	11,-13,-23,15,19	1	1	2
	Leonie Whiteford (NSW)	17,-17,-21,9,21		-19,-8,-11	1	1	3
	Alice Abbas (SA)	-11,13,23,-15,-19	19,8,11		1	1	1

THURSDAY

GROUP NO: **I**

MATCH	TIME	TABLE
1 V 2	1330	8
2 V 3	1410	8
1 V 3	1450	8

		K Crowell	L Daveson	K Rump	WINS	LOSSES	POS
	Kay Crowell (SA)		12,11,10	9,2,5	2	0	1
	Larissa Daveson (Q)	-12,-11-10		13,9,13	1	1	2
	Karen Rump (SA)	-9,-2,-5	-13,-9,-13		0	2	3


2000 SMARTPLAY AUSTRALIAN TABLE TENNIS CHAMPIONSHIPS

EVENT NAME: Men's Doubles

SEEDINGS

EVENT NO: S3

- 1 B Clarke (Q)/J Plumb (ACT)
- 2 R Lavale/T Brown (V)
- 3 M Smythe/S Gerada (V)
- 4 P Langley/A Swanson (SA)




2000 SMARTPLAY AUSTRALIAN TABLE TENNIS CHAMPIONSHIPS

EVENT NAME: Women's Doubles

SEEDINGS

EVENT NO: S4

- 1 Miao Miao/Sh Zhou (V)
- 2 T Gough/K Crowell (SA)
- 3 M Cho/K Bungey (SA)
- 4 C & P Campbell-Innes (Q)



Quarter Final

Semi Final

Final

2000 SMARTPLAY AUSTRALIAN TABLE TENNIS CHAMPIONSHIPS

EVENT NAME: Mixed Doubles

SEEDINGS

EVENT NO: S5

- 1 P Langley (SA)/Sh Zhou (V)
- 2 S Gerada/Miao Miao (V)
- 3 K Tran (NSW)/P Campbell-Innes (Q)
- 4 A Swanson/K Bungey (SA)

