

2023 National Veterans Championships

Over 40 Men's Teams

Aust Cap Territory "B"

Thi Phan
Tin Tang
Eric Tran (C)
Jamie Tran

New South Wales

Robert Beaumont
Pascal Mias (C)
John Ngo
Alexandre Vong

New Zealand

Craig Dye
Simon Fenwick
Barry Griffiths
Lyndon White (C)

Queensland

Jeff Jin
Duy Nguyen
Darryl Sullivan
Venkat Vangaveti (C)

South Australia

Frank Ford
Paul Glassenbury (C)
Richard Weaver

Victoria

Simon Johnson (C)
Frank Pearce
Adam Pegg
Mick Warr

Western Australia

Anthony Fitzpatrick
Haru Imam
Puneet Sharma (C)

Aust Capital Territory

Daniel Chaing
Amir Hadad (C)
Todd Kliendienst

New South Wales "B"

Henning Hansen (C)
Saeed Khayati
Ravinder Kumar
Shin Nakazawa

New Zealand "B"

Rong Chen (C)
Edwin Nieman
Nick Ning

Queensland "B"

Mathew Carter
Ken Driver
Simon Mills (C)
Joey Wang

South Australia "B"

Dara Chong
Shane Denman (C)
Dale McDonald

Victoria "B"

John Chan
Peter Fung
Ashley Harding
Damian Taranto (C)

2023 National Veterans Championships

Over 40 Men's Teams

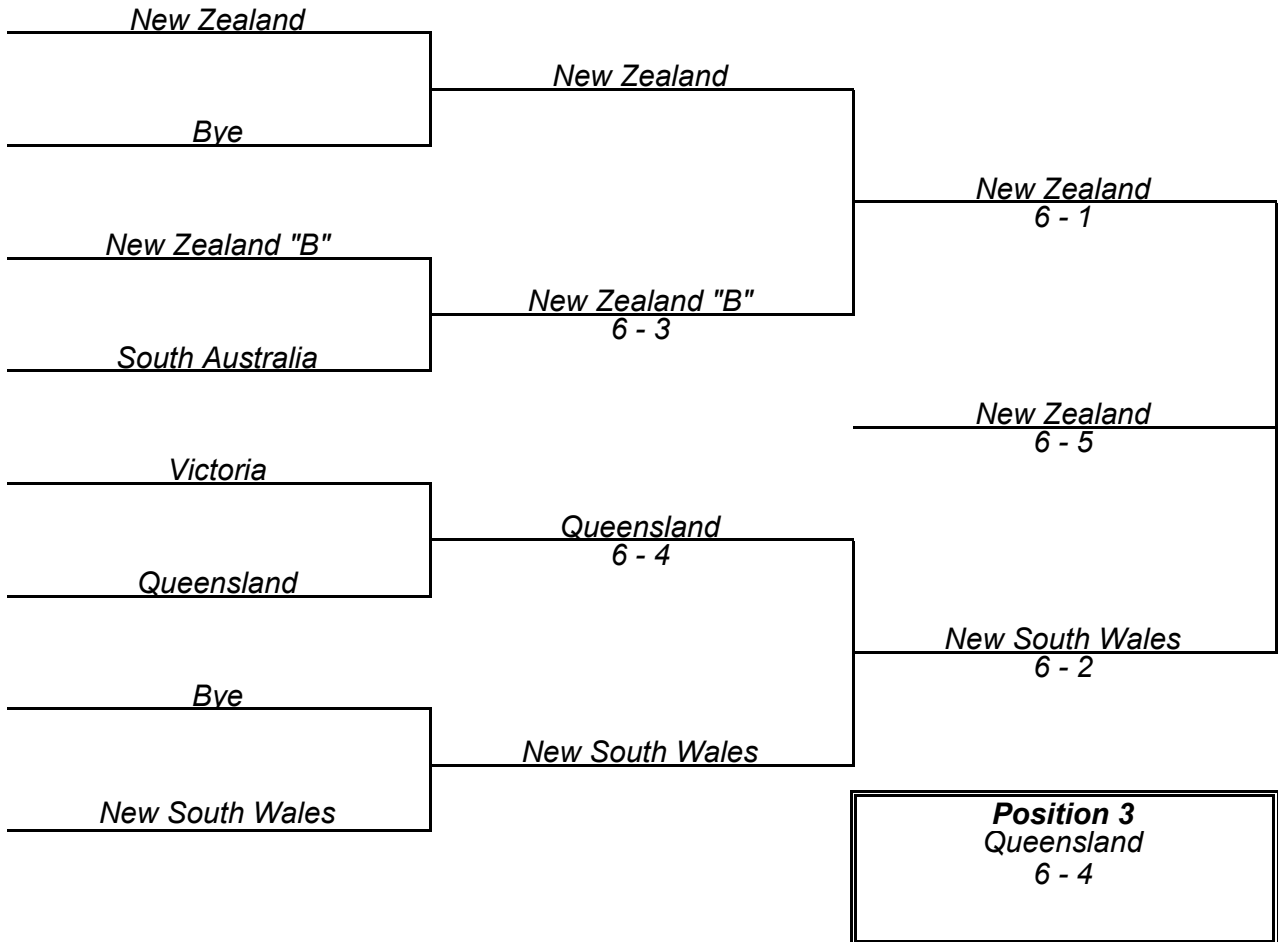
Seed	Team	Final Position
1	New Zealand	1
2	New South Wales	2
6	Queensland	3
4	New Zealand "B"	4
5	South Australia	5
3	Victoria	6
8	New South Wales "B"	7
10	Queensland "B"	8
11	South Australia "B"	9
9	Victoria "B"	10
7	Aust Cap Territory "B"	11
12	Aust Capital Territory	12
13	Western Australia	13

Last Updated: October 4, 2023 2:20 PM

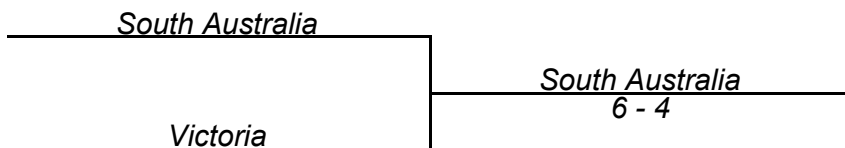
2023 National Veterans Championships

Over 40 Men's Teams - Playoffs

Playoff Positions 1-6



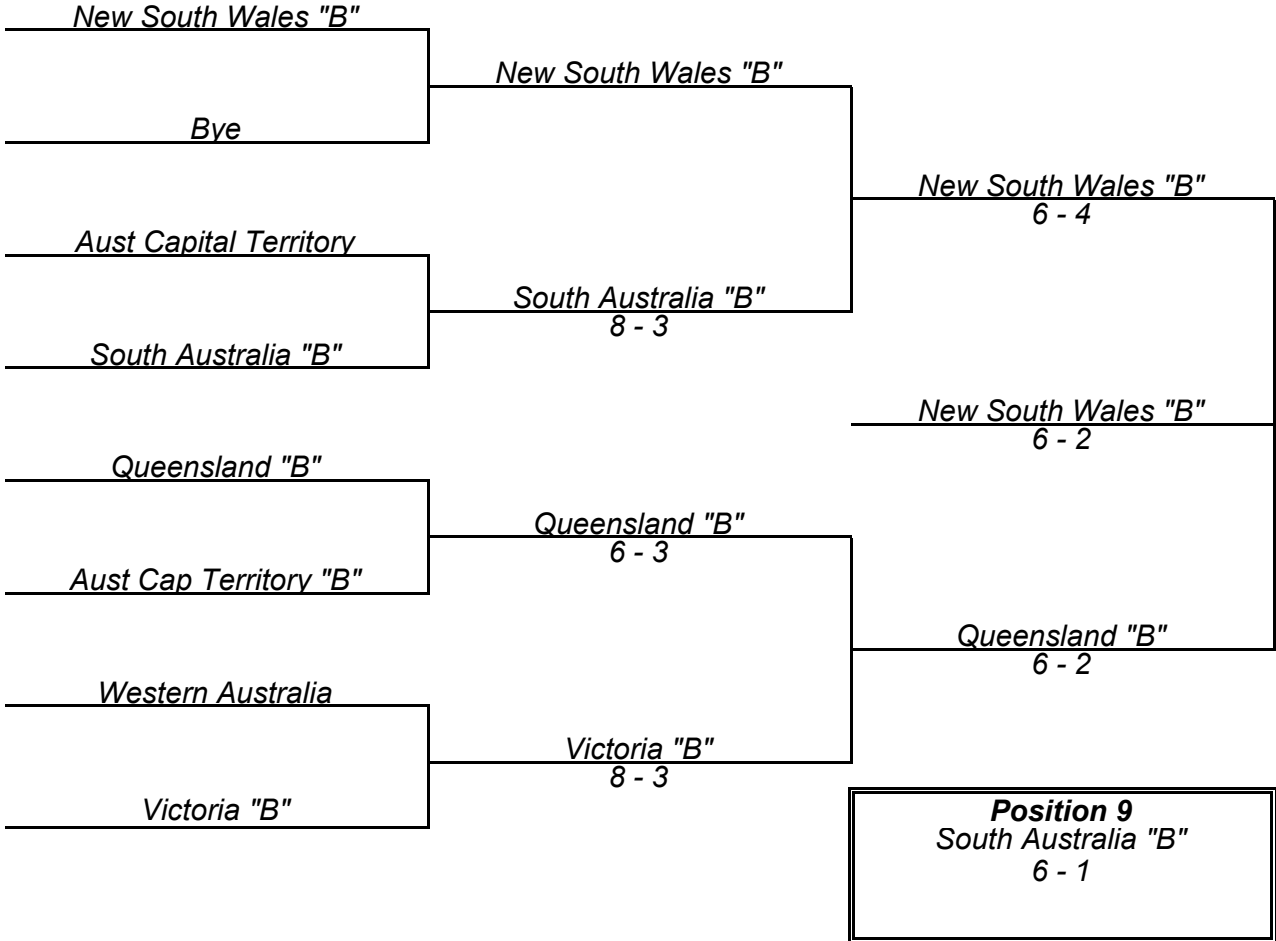
Playoff Positions 5-6



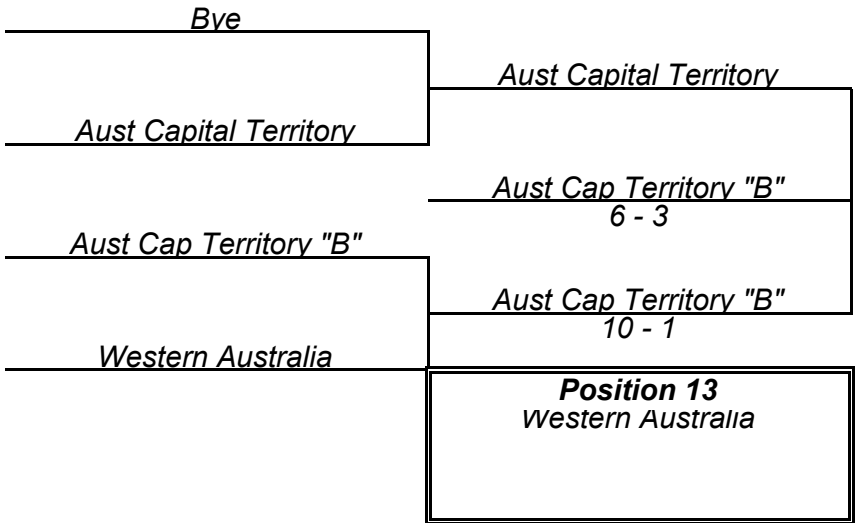
2023 National Veterans Championships

Over 40 Men's Teams - Playoffs

Playoff Positions 7-13



Playoff Positions 11-13



2023 National Veterans Championships

Over 40 Men's Teams - Division A

TEAM RESULTS

MATCH SCORES								
TEAMS		1	2	3	4	WINS	MP	PLACE
1	New Zealand		10/1	11/0	10/1	3/0	6	1
2	Queensland	1/10		10/1	9/2	2/1	5	2
3	Aust Cap Territory "B"	0/11	1/10		5/6	0/3	3	4
4	South Australia "B"	1/10	2/9	6/5		1/2	4	3

PROGRESSIVE RESULTS				
TEAMS		R1	R2	R3
1	New Zealand	11/0	10/1	10/1
2	Queensland	9/2	10/1	1/10
3	Aust Cap Territory "B"	0/11	1/10	5/6
4	South Australia "B"	2/9	1/10	6/5

Last Updated: October 1, 2023 9:03 PM

2023 National Veterans Championships

Over 40 Men's Teams - Division B

TEAM RESULTS

MATCH SCORES								
TEAMS		1	2	3	4	WINS	MP	PLACE
1	New South Wales		7/4	11/0	10/1	3/0	6	1
2	South Australia	4/7		10/1	11/0	2/1	5	2
3	Victoria "B"	0/11	1/10		6/5	1/2	4	3
4	Aust Capital Territory	1/10	0/11	5/6		0/3	3	4

PROGRESSIVE RESULTS				
TEAMS		R1	R2	R3
1	New South Wales	11/0	10/1	7/4
2	South Australia	11/0	10/1	4/7
3	Victoria "B"	0/11	1/10	6/5
4	Aust Capital Territory	0/11	1/10	5/6

Last Updated: October 1, 2023 5:28 PM

2023 National Veterans Championships

Over 40 Men's Teams - Division C

TEAM RESULTS

MATCH SCORES									
TEAMS		1	2	3	4	5	WINS	MP	PLACE
1	Victoria		6/5	9/2	10/1	11/0	4/0	8	1
2	New Zealand "B"	5/6		8/3	9/2	11/0	3/1	7	2
3	New South Wales "B"	2/9	3/8		6/5	10/1	2/2	6	3
4	Queensland "B"	1/10	2/9	5/6		8/3	1/3	5	4
5	Western Australia	0/11	0/11	1/10	3/8		0/4	4	5

PROGRESSIVE RESULTS						
TEAMS		R1	R2	R3	R4	R5
1	Victoria	10/1		9/2	11/0	6/5
2	New Zealand "B"	11/0	9/2		8/3	5/6
3	New South Wales "B"		10/1	2/9	3/8	6/5
4	Queensland "B"	1/10	2/9	8/3		5/6
5	Western Australia	0/11	1/10	3/8	0/11	

Last Updated: October 2, 2023 1:07 PM

TEAMS ANALYSIS Over 40 Men's Teams

	PLAYER	Wins	Losses	
ACT B	Thi Phan	4	6	40.00%
	Tin Tang	1	4	20.00%
	Eric Tran	9	8	52.94%
	Jamie Tran	3	12	20.00%
ACT	Daniel Chaing	2	13	13.33%
	Amir Hadad	5	9	35.71%
	Todd Kliendienst	2	12	14.29%
NSW	Robert Beaumont	5	2	71.43%
	Pascal Mias	9	3	75.00%
	John Ngo	8	4	66.67%
	Alexandre Vong	10	1	90.91%
NSW B	Henning Hansen	9	7	56.25%
	Saeed Khayati	5	8	38.46%
	Ravinder Kumar	7	9	43.75%
	Shin Nakazawa	1	1	50.00%
NZN	Craig Dye	10	2	83.33%
	Simon Fenwick	7	2	77.78%
	Barry Griffiths	13	1	92.86%
	Lyndon White	6	1	85.71%
NZN B	Rong Chen	15	4	78.95%
	Edwin Nieman	13	5	72.22%
	Nick Ning	4	13	23.53%
QLD	Jeff Jin	6	9	40.00%
	Duy Nguyen	13	4	76.47%
	Darryl Sullivan	2	3	40.00%
	Venkat Vangaveti	6	6	50.00%
QLD B	Mathew Carter	6	7	46.15%
	Ken Driver	2	11	15.38%
	Simon Mills	5	7	41.67%
	Joey Wang	8	6	57.14%
SA	Frank Ford	10	4	71.43%
	Paul Glassenbury	10	5	66.67%
	Richard Weaver	7	6	53.85%
SA B	Dara Chong	6	10	37.50%
	Shane Denman	9	8	52.94%
	Dale McDonald	8	9	47.06%
VIC	Simon Johnson	12	1	92.31%
	Frank Pearce	9	5	64.29%
	Adam Pegg	7	2	77.78%
	Mick Warr	6	7	46.15%
VIC B	John Chan	6	5	54.55%
	Peter Fung	2	10	16.67%
	Ashley Harding	4	9	30.77%
	Damian Taranto	1	8	11.11%
WA	Anthony Fitzpatrick	6	12	33.33%
	Puneet Sharma	0	18	0.00%

TEAMS ANALYSIS
Over 40 Men's Teams - Playoff Positions 1-6

PLAYER	New South Wales			New Zealand			New Zealand "B"			Queensland			South Australia			Victoria			Wins	Losses		
	P	M	A	C	S	B	R	E	N	J	D	V	F	P	R	S	F	M				
NSW	Pascal Mias				2/3	0/3	0/3				3/0		3/1							2	3	40.00%
	John Nao				0/3	3/0	3/0				3/0	2/3								3	2	60.00%
	Alexandre Vong				3/0	3/0	2/3				3/0	3/0								4	1	80.00%
NZL	Craig Dye	3/2	3/0	0/3				3/1	2/3											3	2	60.00%
	Simon Fenwick	3/0	0/3	0/3				3/0		3/0										3	2	60.00%
	Barry Griffiths	3/0	0/3	3/2					3/0	3/0										4	1	80.00%
NZL B	Rong Chen				1/3	0/3					3/2	0/3	3/2	3/2	3/2	3/0				5	3	62.50%
	Edwin Nieman				3/2		0/3				3/0	1/3	2/3		3/2	3/2				4	3	57.14%
	Nick Ning					0/3	0/3					0/3	0/3	0/3	1/3					0	6	0.00%
QLD	Jeff Jin	0/3	0/3					2/3	0/3								0/3	3/1	2/3	1	6	14.29%
	Duy Nguyen		3/2	0/3				3/0	3/1	3/0							0/3	3/1	3/1	6	2	75.00%
	Venkat Vangaveti	1/3		0/3				2/3	3/2	3/0							3/1	3/0	3/0	4	3	57.14%
SA	Frank Ford							2/3	3/0	3/0							2/3	3/1	3/0	3	2	60.00%
	Paul Glassenbury							2/3	2/3	3/1							1/3	1/3	3/1	2	4	33.33%
	Richard Weaver							0/3	2/3								2/3	3/2	1/3	1	3	25.00%
VIC	Simon Johnson										3/0	3/0		3/2	3/1	3/2				5	0	100.00%
	Frank Pearce										1/3	1/3	1/3	1/3	3/1					1	4	20.00%
	Mick Warr										3/2	1/3	0/3	0/3	1/3	2/3				1	5	16.67%

Over 40 Men's Teams - Playoff Positions 7-13

PLAYER	Aust Cap Territory "B"				Aust Capital Territory			New South Wales "B"			Queensland "B"				South Australia "B"			Victoria "B"				Western Australia		Wins	Losses					
	T	P	E	T	D	A	T	H	S	K	M	C	D	S	M	D	C	D	J	C	P	F	A				H	D	A	F
ACT B	Thi Phan				3/1	0/3																				3/0	3/1	3	1	75.00%
	Tin Tang													3/1	0/3													1	1	50.00%
	Eric Tran				3/0	3/0	3/0						2/3	1/3	0/3											3/2	3/0	5	3	62.50%
	Jamie Tran				1/3		0/3						3/1	3/2												0/3	3/2	3	3	50.00%
ACT	Daniel Chaing	1/3		0/3	3/1										3/2	1/3	1/3										2	4	33.33%	
	Amir Hadad	3/0		0/3										1/3	1/3	3/1												2	3	40.00%
	Todd Kliendienst			0/3	3/0										0/3	1/3	1/3										1	4	20.00%	
NSW B	Hemming Hansen											3/0	3/1		3/0	1/3	3/2										4	1	80.00%	
	Saeed Khayati											3/1	2/3		3/1	0/3												2	2	50.00%
	Ravinder Kumar											2/3	3/1	3/1	0/3	1/3												2	3	40.00%
QLD B	Mathew Carter			3/2	1/3																						1	1	50.00%	
	Ken Driver							0/3	1/3											0/3	3/1							1	3	25.00%
	Simon Mills		1/3	3/1	2/3				1/3		3/2										0/3		3/0					3	4	42.86%
	Joey Wang		3/0	3/0						3/2	1/3										3/0	3/0					5	1	83.33%	
SA B	Dara Chong				2/3	3/1	3/0	0/3		1/3							1/3							3/1			3	4	42.86%	
	Shane Denman				3/1	3/1	3/1	3/1	1/3	3/0							3/0	3/1						3/0			7	1	87.50%	
	Dale McDonald				3/1	1/3	3/1	2/3	3/0	3/1							3/0	3/1									6	2	75.00%	
VIC B	John Chan											3/0	3/0	3/1		0/3									3/0		4	1	80.00%	
	Peter Fung											1/3		0/3			1/3	1/3							3/2	3/0	2	4	33.33%	
	Ashley Harding												0/3	0/3											1/3	3/0	1	3	25.00%	
	Damian Taranto													1/3	0/3										2/3		0	3	0.00%	
WA	Anthony Fitzpatrick	0/3		2/3	3/0																2/3	3/1	3/2			3	3	50.00%		
	Puneet Sharma	1/3		0/3	2/3													0/3	0/3	0/3							0	6	0.00%	

Over 40 Men's Teams - Playoff Positions 5-6

PLAYER	South Australia			Victoria			Wins	Losses	
	F	P	R	S	F	M			
SA	Frank Ford			2/3	3/1	3/0	2	1	66.67%
	Paul Glassenbury			1/3	1/3	3/1	1	2	33.33%
	Richard Weaver			2/3		3/2	1	1	50.00%
VIC	Simon Johnson	3/2	3/1	3/2			3	0	100.00%
	Frank Pearce	1/3	3/1				1	1	50.00%
	Mick Warr	0/3	1/3	2/3			0	3	0.00%

Over 40 Men's Teams - Playoff Positions 11-13

PLAYER	Aust Cap Territory "B"			Aust Capital Territory			Western Australia		Wins	Losses		
	T	P	E	D	A	T	A	F				
ACT B	Thi Phan			3/1	0/3		3/0	3/1	3	1	75.00%	
	Eric Tran			3/0	3/0	3/0	3/2	3/0	5	0	100.00%	
	Jamie Tran			1/3		0/3	0/3	3/2	1	3	25.00%	
ACT	Daniel Chaing	1/3	0/3	3/1						1	2	33.33%
	Amir Hadad	3/0	0/3							1	1	50.00%
	Todd Kliendienst		0/3	3/0						1	1	50.00%
WA	Anthony Fitzpatrick	0/3	2/3	3/0						1	2	33.33%
	Puneet Sharma	1/3	0/3	2/3						0	3	0.00%

TEAMS ANALYSIS
Over 40 Men's Teams - Division A

	PLAYER	Aust Cap Territory "B"				New Zealand				Queensland				South Australia "B"			Wins	Losses	
		LP	TT	ET	JT	CD	SF	BG	LW	JJ	DN	DS	VV	DC	SD	DM			
ACT B	Thi Phan									0/3	0/3	1/3		2/3	3/1	0/3	1	5	16.67%
	Tin Tang					0/3		0/3	0/3								0	3	0.00%
	Eric Tran					2/3		1/3	0/3	3/1	1/3		1/3	3/0	3/0	3/0	4	5	44.44%
	Jamie Tran					0/3		0/3	0/3	0/3	0/3		0/3	0/3	0/3	1/3	0	9	0.00%
NZL	Craig Dye		3/0	3/2	3/0								3/1	3/0	3/1	3/0	7	0	100.00%
	Simon Fenwick									3/1	3/0		3/2			3/0	4	0	100.00%
	Barry Griffiths		3/0	3/1	3/0						3/1	3/0	3/1	3/0	3/1	3/1	9	0	100.00%
	Lyndon White		3/0	3/0	3/0					3/0	2/3			3/0	3/0		6	1	85.71%
QLD	Jeff Jin	3/0		1/3	3/0		1/3		0/3					3/0	3/0	3/0	5	3	62.50%
	Duy Nguyen	3/0		3/1	3/0		0/3	1/3	3/2					3/0	3/0	3/0	7	2	77.78%
	Darryl Sullivan	3/1						0/3						1/3	2/3	3/0	2	3	40.00%
	Venkat Vangaveti			3/1	3/0	1/3	2/3	1/3									2	3	40.00%
SA B	Dara Chong	3/2		0/3	3/0	0/3		0/3	0/3	0/3	0/3	3/1					3	6	33.33%
	Shane Denman	1/3		0/3	3/0	1/3		1/3	0/3	0/3	0/3	3/2					2	7	22.22%
	Dale McDonald	3/0		0/3	3/1	0/3	0/3	1/3		0/3	0/3	0/3					2	7	22.22%

Over 40 Men's Teams - Division B

	PLAYER	Aust Capital Territory			New South Wales				South Australia			Victoria "B"				Wins	Losses	
		DC	AH	TK	RB	PM	JN	AV	FF	PG	RW	JC	PF	AH	DT			
ACT	Daniel Chaing				1/3	0/3		0/3	0/3	0/3	0/3	2/3		1/3	0/3	0	9	0.00%
	Amir Hadad				3/1	0/3		0/3	0/3	1/3	1/3	3/0		1/3	3/0	3	6	33.33%
	Todd Kliendienst				0/3	0/3	1/3		0/3	0/3	0/3	0/3		0/3	3/0	1	8	11.11%
NSW	Robert Beaumont	3/1	1/3	3/0						0/3		3/0	3/0	3/0		5	2	71.43%
	Pascal Mias	3/0	3/0	3/0					3/1	3/1	3/0			3/0		7	0	100.00%
	John Ngo			3/1					0/3	1/3	3/0	3/0	3/0	3/0		5	2	71.43%
	Alexandre Vong	3/0	3/0						3/0		3/1	3/0	3/0			6	0	100.00%
SA	Frank Ford	3/0	3/0	3/0		1/3	3/0	0/3					3/0	3/0	3/0	7	2	77.78%
	Paul Glassenbury	3/0	3/1	3/0	3/0	1/3	3/1						3/0	3/0	3/0	8	1	88.89%
	Richard Weaver	3/0	3/1	3/0		0/3	0/3	1/3					3/2	3/0	3/0	6	3	66.67%
VIC B	John Chan	3/2	0/3	3/0	0/3		0/3	0/3								2	4	33.33%
	Peter Fung			0/3	0/3		0/3	0/3	0/3	0/3	2/3					0	6	0.00%
	Ashley Harding	3/1	3/1	3/0	0/3	0/3	0/3		0/3	0/3	0/3					3	6	33.33%
	Damian Taranto	3/0	0/3	0/3					0/3	0/3	0/3					1	5	16.67%

Over 40 Men's Teams - Division C

	PLAYER	New South Wales "B"				New Zealand "B"			Queensland "B"				Victoria				Western Australia		Wins	Losses	
		HH	SK	RK	SN	RC	EN	NN	MC	KD	SM	JW	SJ	FP	AP	MW	AF	PS			
NSW B	Henning Hansen					0/3	0/3	3/0	2/3	3/0		1/3	0/3		3/2	0/3	3/0	3/0	5	6	45.45%
	Saeed Khayati					1/3	0/3	3/0	1/3	3/1		3/0	0/3	0/3	0/3				3	6	33.33%
	Ravinder Kumar					0/3	0/3	3/1	2/3	3/0		3/1	0/3		0/3	0/3	3/1	3/2	5	6	45.45%
	Shin Nakazawa																2/3	3/0	1	1	50.00%
NZL B	Rong Chen	3/0	3/1	3/0					3/0	3/0		3/0	3/1	1/3		3/0	3/0	3/0	10	1	90.91%
	Edwin Nieman	3/0	3/0	3/0					3/0	3/1		2/3	1/3	3/2	3/0		3/0	3/1	9	2	81.82%
	Nick Ning	0/3	0/3	1/3					2/3	3/1	3/0		0/3	0/3		0/3	3/1	3/0	4	7	36.36%
QLD B	Mathew Carter	3/2	3/1	3/2		0/3	0/3	3/2						0/3	0/3	0/3	2/3	3/0	5	6	45.45%
	Ken Driver	0/3	1/3	1/3		0/3	1/3	1/3						1/3			0/3	3/0	1	8	11.11%
	Simon Mills							0/3						0/3		0/3	3/2	3/0	2	3	40.00%
	Joey Wang	3/1	0/3	1/3		0/3	3/2							0/3	1/3	3/2			3	5	37.50%
VIC	Simon Johnson	3/0	3/0	3/0		1/3	3/1	3/0									3/0	3/0	7	1	87.50%
	Frank Pearce		3/0			3/1	2/3	3/0	3/0		3/0	3/0					3/2	3/0	8	1	88.89%
	Adam Pegg	2/3	3/0	3/0			0/3		3/0	3/1		3/1					3/0	3/0	7	2	77.78%
	Miek Warr	3/0		3/0		0/3		3/0	3/0		3/0	2/3							5	2	71.43%
WA	Anthony Fitzpatrick	0/3		1/3	3/2	0/3	0/3	1/3	3/2	3/0	2/3		0/3	2/3	0/3				3	9	25.00%
	Puneet Sharma	0/3		2/3	0/3	0/3	1/3	0/3	0/3	0/3	0/3		0/3	0/3	0/3				0	12	0.00%

2023 National Veterans Championships

Over 40 Men's Teams - Division A

ROUND	DAY	TIME	TABLE NO
1	Sat	1300	17

Aust Cap Territory "B"						New Zealand																			
Player's Name						Game					Player's Name					Matches		Games							
						1	2	3	4	5	1	2	3	4	5	ABC	XYZ	ABC	XYZ						
A: Jamie Tran						5	1	7			X: Barry Griffiths						11	11	11				1		3
B: Eric Tran						8	11	11	10	10	Y: Craig Dye						11	2	9	12	12		1	2	3
C: Tin Tang						6	6	2			Z: Lyndon White						11	11	11				1		3
Doubles	Eric Tran					3	5	3			Doubles	Barry Griffiths					11	11	11				1		3
	Jamie Tran											Craig Dye													
B: Eric Tran						9	11	7	6		X: Barry Griffiths						11	8	11	11			1	1	3
A: Jamie Tran						5	7	3			Z: Lyndon White						11	11	11				1		3
C: Tin Tang						7	2	6			Y: Craig Dye						11	11	11				1		3
Doubles	Eric Tran					11	2	6	7		Doubles	Lyndon White					8	11	11	11			1	1	3
	Tin Tang											Craig Dye													
B: Eric Tran						0	3	10	9	8	Z: Lyndon White						3	0	12	11	11		1		3
C: Tin Tang						0	3	3	7	2	X: Barry Griffiths						3	0	11	11	11		1		3
A: Jamie Tran						0	3	2	8	3	Y: Craig Dye						3	0	11	11	11		1		3
Team						Matches		Games		Captain's Signature															
Winner New Zealand						11		33																	
Loser Aust Cap Territory "B"						0		4																	

2023 National Veterans Championships

Over 40 Men's Teams - Division A

ROUND	DAY	TIME	TABLE NO
1	Sat	1300	18

South Australia "B"							Queensland											
Player's Name							Player's Name					Matches		Games				
												ABC		XYZ				
A: Dara Chong	4	5	9				X: Duy Nguyen	11	11	11				1	3			
B: Shane Denman	9	3	3				Y: Jeff Jin	11	11	11				1	3			
C: Dale McDonald	4	9	5				Z: Darryl Sullivan	11	11	11				1	3			
Doubles	Dara Chong	13	11	7	11		Doubles	Venkat Vangaveti	15	8	11	13			1	1	3	
	Dale McDonald							Jeff Jin										
B: Shane Denman	9	2	5				X: Duy Nguyen	11	11	11				1	3			
A: Dara Chong	10	11	11	11			Z: Darryl Sullivan	12	3	9	5		1		3	1		
C: Dale McDonald	9	5	7				Y: Jeff Jin	11	11	11				1	3			
Doubles	Shane Denman	8	4	8			Doubles	Venkat Vangaveti	11	11	11				1	3		
	Dara Chong							Duy Nguyen										
B: Shane Denman	1	2	11	11	9	8	11	Z: Darryl Sullivan	1	2	3	9	11	11	2	1	3	2
C: Dale McDonald	0	3	5	4	11			X: Duy Nguyen	3	0	11	11	13			1	3	
A: Dara Chong	1	2	8	9	11			Y: Jeff Jin	3	0	11	11	13			1	3	
Team							Matches	Games	Captain's Signature									
Winner	Queensland						9	30										
Loser	South Australia "B"						2	7										

2023 National Veterans Championships

Over 40 Men's Teams - Division A

ROUND	DAY	TIME	TABLE NO
2	Sun	900	12

South Australia "B"						New Zealand										
Player's Name						Player's Name						Matches		Games		
												ABC XYZ		ABC XYZ		
A: Dara Chong	3	7	8			X: Barry Griffiths	11	11	11				1		3	
B: Dale McDonald	11	9	5			Y: Craig Dye	13	11	11				1		3	
C: Shane Denman	10	9	6			Z: Lyndon White	12	11	11				1		3	
Don blues Dara Chong	6	8	6			Don blues Craig Dye	11	11	11				1		3	
Don blues Shane Denman						Don blues Simon Fenwick										
B: Dale McDonald	11	6	3	7		X: Barry Griffiths	8	11	11	11			1	1	3	
A: Dara Chong	5	5	5			Z: Lyndon White	11	11	11				1		3	
C: Shane Denman	1	11	6	2		Y: Craig Dye	11	9	11	11			1	1	3	
Don blues Shane Denman	12	11	7	5	11	Don blues Craig Dye	10	7	11	11	8	1		3	2	
Don blues Dale McDonald						Don blues Lyndon White										
B: Dale McDonald	0	3	5	8	10	Z: Simon Fenwick	3	0	11	11	12		1		3	
C: Shane Denman	0	3	11	5	3	7	X: Barry Griffiths	3	0	7	11	11	11	1	1	3
A: Dara Chong	0	3	2	6	5	Y: Craig Dye	3	0	11	11	11		1		3	
Team						Matches		Games		Captain's Signature						
Winner New Zealand						10		32								
Loser South Australia "B"						1		6								

2023 National Veterans Championships

Over 40 Men's Teams - Division A

ROUND	DAY	TIME	TABLE NO
2	Sun	900	13

Queensland							Aust Cap Territory "B"									
Player's Name	Game					Player's Name	Game					Matches		Games		
	1	2	3	4	5		1	2	3	4	5	ABC	XYZ	ABC	XYZ	
A: Duy Nguyen	11	11	11			X: Jamie Tran	2	4	5			1		3		
B: Venkat Vangaveti	11	13	11	11		Y: Eric Tran	13	11	9	8		1		3	1	
C: Jeff Jin	11	11	11			Z: Thi Phan	7	8	5			1		3		
Dou bles	Duy Nguyen	11	12	13		Dou bles	Eric Tran	4	10	11		1		3		
	Venkat Vangaveti						Thi Phan									
B: Venkat Vangaveti	11	11	11			X: Jamie Tran	4	4	9			1		3		
A: Duy Nguyen	11	11	11			Z: Thi Phan	8	3	7			1		3		
C: Jeff Jin	13	6	7	6		Y: Eric Tran	11	11	11	11			1	1	3	
Dou bles	Darryl Sullivan	11	13	7	14	Dou bles	Jamie Tran	7	11	11	12		1		3	1
	Duy Nguyen	Win	Lose				Eric Tran	Win	Lose							
B: Darryl Sullivan	3	0	11	9	11	11	Z: Thi Phan	0	3	7	11	8	7	1	3	1
C: Jeff Jin	2	1	11	11	11		X: Jamie Tran	0	3	9	7	8		1	3	
A: Duy Nguyen	3	0	8	11	11	11	Y: Eric Tran	1	2	11	5	8	7	1	3	1
Team							Matches	Games	Captain's Signature							
Winner	Queensland						10	31								
Loser	Aust Cap Territory "B"						1	7								

2023 National Veterans Championships

Over 40 Men's Teams - Division A

ROUND	DAY	TIME	TABLE NO
3	Sun	1700	8

Queensland							New Zealand												
Player's Name							Player's Name					Matches		Games					
												ABC		XYZ					
A: Duy Nguyen	11	9	8	14			X: Barry Griffiths	9	11	11	16			1	1	3			
B: Venkat Vangaveti	9	17	7	6			Y: Craig Dye	11	15	11	11			1	1	3			
C: Jeff Jin	13	3	4	7			Z: Simon Fenwick	11	11	11	11			1	1	3			
Doubles	Duy Nguyen	11	6	11	6	10	Doubles	Barry Griffiths	8	11	8	11	12			1	2	3	
	Venkat Vangaveti							Craig Dye											
B: Venkat Vangaveti	2	12	5	9			X: Barry Griffiths	11	10	11	11			1	1	3			
A: Duy Nguyen	9	8	5				Z: Simon Fenwick	11	11	11			1						
C: Jeff Jin	6	7	4				Y: Lyndon White	11	11	11			1						
Doubles	Darryl Sullivan	9	9	9			Doubles	Barry Griffiths	11	11	11			1					
	Venkat Vangaveti	Win	Lose						Simon Fenwick	Win	Lose								
B: Venkat Vangaveti	0	3	16	2	11	11	14	Z: Simon Fenwick	3	0	14	11	13	6	16	1	2	3	
C: Darryl Sullivan	0	3	8	6	5			X: Barry Griffiths	3	0	11	11	11			1			
A: Duy Nguyen	1	2	11	7	11	6	11	Y: Lyndon White	2	1	7	11	6	11	2	1	3	2	
Team							Matches	Games	Captain's Signature										
Winner	New Zealand						10	32											
Loser	Queensland						1	11											

2023 National Veterans Championships

Over 40 Men's Teams - Division A

ROUND	DAY	TIME	TABLE NO
3	Sun	1700	7

Aust Cap Territory "B"						South Australia "B"										
Player's Name	Game					Player's Name	Game					Matches		Games		
	1	2	3	4	5		1	2	3	4	5	ABC	XYZ	ABC	XYZ	
A: Eric Tran	11	11	11			X: Dale McDonald	4	6	6			1		3		
B: Jamie Tran	9	6	7			Y: Dara Chong	11	11	11				1		3	
C: Thi Phan	6	12	11	11		Z: Shane Denman	11	10	1	7		1		3	1	
Doubles	Thi Phan	11	9	11	11	Doubles	Dale McDonald	8	11	5	9		1		3	1
	Eric Tran						Shane Denman									
B: Jamie Tran	8	11	6	5		X: Dale McDonald	11	8	11	11			1	1	3	
A: Eric Tran	11	11	11			Z: Shane Denman	9	8	5			1		3		
C: Thi Phan	15	10	11	11	9	Y: Dara Chong	17	12	5	4	11		1	2	3	
Doubles	Jamie Tran	9	6	5		Doubles	Dale McDonald	11	11	11			1		3	
	Eric Tran						Dara Chong									
B: Jamie Tran	0	3	9	3	6	Z: Shane Denman	1	2	11	11	11			1	3	
C: Thi Phan	1	2	3	11	8	X: Dale McDonald	2	1	11	13	11			1	3	
A: Eric Tran	3	0	11	11	11	Y: Dara Chong	2	1	5	9	4		1		3	
Team						Matches	Games	Captain's Signature								
Winner	South Australia "B"					6	20									
Loser	Aust Cap Territory "B"					5	18									

2023 National Veterans Championships

Over 40 Men's Teams - Division B

ROUND	DAY	TIME	TABLE NO
1	Sat	1300	19

New South Wales							Victoria "B"									
Player's Name	Game					Player's Name	Game					Matches		Games		
	1	2	3	4	5		1	2	3	4	5	ABC	XYZ	ABC	XYZ	
A: Robert Beaumont	12	11	11			X: John Chan	10	8	6			1		3		
B: Alexandre Vong	11	11	11			Y: Peter Fung	5	6	8			1		3		
C: John Ngo	11	11	11			Z: Ashley Harding	5	6	2			1		3		
Doubles	Robert Beaumont	11	11	11		Doubles	Damian Taranto	5	5	6			1		3	
	Pascal Mias						Peter Fung									
B: Alexandre Vong	11	11	11			X: John Chan	2	5	4			1		3		
A: Robert Beaumont	11	13	11			Z: Ashley Harding	4	11	6			1		3		
C: John Ngo	11	11	11			Y: Peter Fung	4	8	7			1		3		
Doubles	Alexandre Vong	11	11	11		Doubles	Damian Taranto	6	3	6			1		3	
	John Ngo						John Chan									
B: Pascal Mias	3	0	11	11	11	Z: Ashley Harding	0	3	3	5	2		1		3	
C: John Ngo	3	0	11	11	11	X: John Chan	0	3	6	8	6		1		3	
A: Robert Beaumont	3	0	11	11	11	Y: Peter Fung	0	3	8	6	8		1		3	
Team							Matches	Games	Captain's Signature							
Winner	New South Wales						11	33								
Loser	Victoria "B"						0	0								

2023 National Veterans Championships

Over 40 Men's Teams - Division B

ROUND	DAY	TIME	TABLE NO
1	Sat	1300	20

Aust Capital Territory							South Australia										
Player's Name							Player's Name							Matches		Games	
							Game	Game	Game	Game	Game	Game	ABC	XYZ	ABC	XYZ	
A: Amir Hadad	11	8	6	9			X: Paul Glassenbury	5	11	11	11			1	1	3	
B: Daniel Chaing	10	4	9				Y: Richard Weaver	12	11	11				1		3	
C: Todd Kliendienst	5	7	3				Z: Frank Ford	11	11	11				1		3	
Doubles	Amir Hadad	6	7	5			Doubles	Paul Glassenbury	11	11	11				1		3
	Daniel Chaing							Richard Weaver									
B: Daniel Chaing	6	7	3				X: Paul Glassenbury	11	11	11				1		3	
A: Amir Hadad	3	5	6				Z: Frank Ford	11	11	11				1		3	
C: Todd Kliendienst	8	8	5				Y: Richard Weaver	11	11	11				1		3	
Doubles	Amir Hadad	4	4	4			Doubles	Frank Ford	11	11	11				1		3
	Todd Kliendienst							Paul Glassenbury									
B: Daniel Chaing	0	3	1	5	2		Z: Frank Ford	3	0	11	11	11		1		3	
C: Todd Kliendienst	0	3	0	7	5		X: Paul Glassenbury	3	0	11	11	11		1		3	
A: Amir Hadad	0	3	11	5	10	8	Y: Richard Weaver	3	0	6	11	12	11	1	1	3	
Team							Matches	Games	Captain's Signature								
Winner	South Australia						11	33									
Loser	Aust Capital Territory						0	2									

2023 National Veterans Championships

Over 40 Men's Teams - Division B

ROUND	DAY	TIME	TABLE NO
2	Sun	900	16

New South Wales							Aust Capital Territory										
Player's Name	Game					Player's Name	Game					Matches		Games			
	1	2	3	4	5		1	2	3	4	5	ABC	XYZ	ABC	XYZ		
A: Robert Beaumont	11	11	9	11		X: Daniel Chaing	9	6	11	6		1		3	1		
B: Alexandre Vong	11	11	11			Y: Amir Hadad	6	6	8			1		3			
C: Pascal Mias	11	11	12			Z: Todd Kliendienst	6	7	10			1		3			
Dou bles	Robert Beaumont	11	11	11		Dou bles	Daniel Chaing	3	9	4		1		3			
	John Ngo						Amir Hadad										
B: Alexandre Vong	11	11	11			X: Daniel Chaing	5	3	5			1		3			
A: Robert Beaumont	11	11	11			Z: Todd Kliendienst	3	8	2			1		3			
C: Pascal Mias	11	11	11			Y: Amir Hadad	5	1	6			1		3			
Dou bles	Pascal Mias	11	11	13		Dou bles	Todd Kliendienst	6	7	11		1		3			
	John Ngo						Daniel Chaing										
B: John Ngo	3	0	9	11	11	Z: Todd Kliendienst	0	3	11	5	8	4	1		3	1	
C: Pascal Mias	3	0	11	11	11	X: Daniel Chaing	0	3	8	7	9		1		3		
A: Robert Beaumont	2	1	9	11	5	10	Y: Amir Hadad	1	2	11	6	11	12		1	1	3
Team							Matches	Games	Captain's Signature								
Winner	New South Wales						10	31									
Loser	Aust Capital Territory						1	5									

2023 National Veterans Championships

Over 40 Men's Teams - Division B

ROUND	DAY	TIME	TABLE NO
2	Sun	900	11

Victoria "B"													South Australia																			
Player's Name													Player's Name																			
																		Matches				Games										
													Game 1	Game 2	Game 3	Game 4	Game 5	Game 1	Game 2	Game 3	Game 4	Game 5	ABC	XYZ	ABC	XYZ						
A: Peter Fung													10	3	4			X: Paul Glassenbury														
B: Ashley Harding													6	9	9			Y: Richard Weaver														
C: Damian Taranto													2	1	7			Z: Frank Ford														
Dou bles	John Chan												8	6	3			Dou bles	Richard Weaver													
	Ashley Harding																		Paul Glassenbury													
B: Ashley Harding													6	8	3			X: Paul Glassenbury														
A: Peter Fung													4	10	7			Z: Frank Ford														
C: Damian Taranto													5	3	4			Y: Richard Weaver														
Dou bles	Peter Fung												11	6	9	14	11	Dou bles	Richard Weaver													
	John Chan																		Frank Ford													
			Win	Lose																												
B: Ashley Harding			0	3	8	8	2																									
C: Damian Taranto			0	3	7	3	4																									
A: Peter Fung			0	3	11	11	1	10	8																							
Team											Matches		Games		Captain's Signature																	
Winner South Australia											10		32																			
Loser Victoria "B"											1		5																			

2023 National Veterans Championships

Over 40 Men's Teams - Division B

ROUND	DAY	TIME	TABLE NO
3	Sun	1300	13

South Australia							New South Wales									
Player's Name	Game					Player's Name	Game					Matches		Games		
	1	2	3	4	5		1	2	3	4	5	ABC	XYZ	ABC	XYZ	
A: Richard Weaver	11	9	9			X: John Ngo	13	11	11				1		3	
B: Paul Glassenbury	5	9	11	3		Y: Pascal Mias	11	11	4	11			1	1	3	
C: Frank Ford	9	5	6			Z: Alexandre Vong	11	11	11				1		3	
Don blues Richard Weaver	10	11	14	3	11	Don blues Alexandre Vong	12	7	12	11	7	1		3	2	
Don blues Paul Glassenbury						Don blues Robert Beaumont										
B: Paul Glassenbury	11	12	13	11		X: John Ngo	6	14	11	6		1		3	1	
A: Richard Weaver	12	9	5	13		Z: Alexandre Vong	10	11	11	15			1	1	3	
C: Frank Ford	8	7	11	6		Y: Pascal Mias	11	11	9	11			1	1	3	
Don blues Paul Glassenbury	18	11	7	3	7	Don blues Alexandre Vong	16	9	11	11	11		1	2	3	
Don blues Frank Ford						Don blues Pascal Mias										
B: Paul Glassenbury	2	1	11	11	11	Z: Robert Beaumont	2	1	6	2	7		1		3	
C: Frank Ford	1	2	11	11	11	X: John Ngo	1	2	8	8	6		1		3	
A: Richard Weaver	0	3	14	8	8	Y: Pascal Mias	3	0	16	11	11		1		3	
Team							Matches	Games	Captain's Signature							
Winner	New South Wales						7	24								
Loser	South Australia						4	17								

2023 National Veterans Championships

Over 40 Men's Teams - Division B

ROUND	DAY	TIME	TABLE NO
3	Sun	1300	12

Victoria "B"						Aust Capital Territory												
Player's Name						Player's Name						Matches		Games				
												ABC XYZ		ABC XYZ				
A: John Chan	8	9	7			X: Amir Hadad	11	11	11				1		3			
B: Ashley Harding	11	11	3	11		Y: Daniel Chaing	9	9	11	6		1		3	1			
C: Damian Taranto	7	7	6			Z: Todd Kliendienst	11	11	11				1		3			
Don blues Ashley Harding	11	5	8	3		Don blues Daniel Chaing	7	11	11	11			1	1	3			
Don blues Peter Fung						Don blues Amir Hadad												
B: Ashley Harding	11	11	8	12		X: Amir Hadad	6	4	11	10		1		3	1			
A: John Chan	11	12	11			Z: Todd Kliendienst	9	10	6			1		3				
C: Damian Taranto	18	11	11			Y: Daniel Chaing	16	7	9			1		3				
Don blues Peter Fung	6	13	8	12	4	Don blues Amir Hadad	11	11	11	10	11		1	2	3			
Don blues John Chan						Don blues Todd Kliendienst												
B: Ashley Harding	3	0	11	11	11	Z: Todd Kliendienst	1	2	6	9	4		1		3			
C: Damian Taranto	1	2	10	7	10	X: Amir Hadad	2	1	12	11	12			1	3			
A: John Chan	2	1	14	11	6	8	11	Y: Daniel Chaing	0	3	12	5	11	11	7	1	3	2
Team						Matches		Games		Captain's Signature								
Winner Victoria "B"						6		21										
Loser Aust Capital Territory						5		19										

2023 National Veterans Championships

Over 40 Men's Teams - Division C

ROUND	DAY	TIME	TABLE NO
1	Sat	900	32

Victoria							Queensland "B"												
Player's Name	Game						Player's Name	Game					Matches		Games				
	1	2	3	4	5			1	2	3	4	5	ABC	XYZ	ABC	XYZ			
A: Adam Pegg	11	11	4	11			X: Joey Wang	9	8	11	8			1		3	1		
B: Mick Warr	12	11	11				Y: Simon Mills	10	7	6				1		3			
C: Frank Pearce	14	11	11				Z: Mathew Carter	12	9	5				1		3			
Doubles	Simon Johnson		11	11	11		Doubles	Ken Driver		2	4	8			1		3		
	Mick Warr							Simon Mills											
B: Mick Warr	11	13	8	9	8		X: Joey Wang	9	11	11	11	11		1	2	3			
A: Adam Pegg	11	11	11				Z: Mathew Carter	8	9	5				1		3			
C: Frank Pearce	11	11	11				Y: Simon Mills	5	8	8				1		3			
Doubles	Simon Johnson		11	11	9	9	11	Doubles	Mathew Carter		8	2	11	11	9	1		3	2
	Frank Pearce								Joey Wang										
B: Mick Warr	2	1	11	11	11		Z: Mathew Carter	0	3	6	9	9		1		3			
C: Frank Pearce	3	0	11	11	11		X: Joey Wang	1	2	9	3	6		1		3			
A: Adam Pegg	3	0	11	9	11	11	Y: Ken Driver	0	3	3	11	3	5	1		3	1		
Team							Matches	Games	Captain's Signature										
Winner	Victoria						10	32											
Loser	Queensland "B"						1	7											

2023 National Veterans Championships

Over 40 Men's Teams - Division C

ROUND	DAY	TIME	TABLE NO
1	Sat	900	33

Western Australia						New Zealand "B"									
Player's Name	Game					Player's Name	Game					Matches		Games	
	1	2	3	4	5		1	2	3	4	5	ABC	XYZ	ABC	XYZ
A: Anthony Fitzpatrick	4	10	6			X: Edwin Nieman	11	12	11				1		3
B: Puneet Sharma	5	4	3			Y: Rong Chen	11	11	11				1		3
C: - Forfeit	0	0	0			Z: Nick Ning	11	11	11				1		3
Dou bles	Anthony Fitzpatrick	8	9	14		Dou bles	Nick Ning	11	11	16			1		3
	Puneet Sharma						Rong Chen								
B: Puneet Sharma	11	2	4	9		X: Edwin Nieman	8	11	11	11			1	1	3
A: Anthony Fitzpatrick	9	11	9	9		Z: Nick Ning	11	7	11	11			1	1	3
C: - Forfeit	0	0	0			Y: Rong Chen	11	11	11				1		3
Dou bles	- Forfeit	0	0	0		Dou bles	Nick Ning	11	11	11			1		3
	Win Lose						Edwin Nieman	Win Lose							
B: Puneet Sharma	0	3	4	6	10	Z: Nick Ning	3	0	11	11	12		1		3
C: - Forfeit	0	3	0	0	0	X: Edwin Nieman	3	0	11	11	11		1		3
A: Anthony Fitzpatrick	0	3	5	6	9	Y: Rong Chen	3	0	11	11	11		1		3
Team						Matches		Games		Captain's Signature					
Winner	New Zealand "B"					11	33								
Loser	Western Australia					0	2								

2023 National Veterans Championships

Over 40 Men's Teams - Division C

ROUND	DAY	TIME	TABLE NO
2	Sat	1300	21

New Zealand "B"						Queensland "B"									
Player's Name						Player's Name						Matches		Games	
												ABC		XYZ	
A: Edwin Nieman	5	7	11	11	4	X: Joey Wang	11	11	7	6	11		1	2	3
B: Rong Chen	11	11	11			Y: Mathew Carter	3	5	7			1		3	
C: Nick Ning	9	12	18	11		Z: Ken Driver	11	10	16	9		1		3	1
Don blues Edwin Nieman	11	11	11			Don blues Mathew Carter	3	2	4			1		3	
Don blues Rong Chen						Don blues Simon Mills									
B: Rong Chen	11	11	11			X: Joey Wang	9	4	7			1		3	
A: Edwin Nieman	11	8	11	11		Z: Ken Driver	4	11	3	6		1		3	1
C: Nick Ning	4	6	12	11	8	Y: Mathew Carter	11	11	10	9	11		1	2	3
Don blues Rong Chen	11	11	3	7	12	Don blues Joey Wang	6	6	11	11	10	1		3	2
Don blues Nick Ning						Don blues Mathew Carter									
B: Rong Chen	3	0	11	11	11	Z: Ken Driver	0	3	6	6	4		1		3
C: Nick Ning	2	1	11	13	11	X: Simon Mills	1	2	6	11	7		1		3
A: Edwin Nieman	2	1	11	11	11	Y: Mathew Carter	1	2	2	5	9		1		3
Team						Matches		Games		Captain's Signature					
Winner New Zealand "B"						9		31							
Loser Queensland "B"						2		10							

2023 National Veterans Championships

Over 40 Men's Teams - Division C

ROUND	DAY	TIME	TABLE NO
2	Sat	1300	22

New South Wales "B"						Western Australia												
Player's Name						Player's Name						Matches		Games				
												ABC		XYZ				
A: Ravinder Kumar	11	9	11	11		X: Anthony Fitzpatrick	7	11	3	5		1		3	1			
B: Shin Nakazawa	11	13	11			Y: Puneet Sharma	9	11	7			1		3				
C: Henning Hansen - Walkover	11	11	11			Z:	0	0	0			1		3				
Dou bles	Shin Nakazawa	10	8	11	11	11	Dou bles	Anthony Fitzpatrick	12	11	6	8	8	1		3	2	
	Saeed Khayati							Puneet Sharma										
B: Shin Nakazawa	6	5	11	13	7	X: Anthony Fitzpatrick	11	11	9	11	11		1	2	3			
A: Ravinder Kumar - Walkover	11	11	11			Z:	0	0	0			1		3				
C: Henning Hansen	11	11	11			Y: Puneet Sharma	4	8	9			1		3				
Dou bles	- Walkover		11	11	11		Dou bles	- Walkover		0	0	0		1		3		
	Win	Lose				Win		Lose										
B: Shin Nakazawa - Walkover	2	1	11	11	11		Z:	0	3	0	0	0		1		3		
C: Henning Hansen	3	0	11	11	11		X: Anthony Fitzpatrick	1	2	6	8	2		1		3		
A: Ravinder Kumar	3	0	9	11	11	7	11	Y: Puneet Sharma	0	3	11	9	6	11	5	1	3	2
Team						Matches	Games	Captain's Signature										
Winner	New South Wales "B"					10	32											
Loser	Western Australia					1	8											

2023 National Veterans Championships

Over 40 Men's Teams - Division C

ROUND	DAY	TIME	TABLE NO
3	Sun	900	14

Victoria							New South Wales "B"											
Player's Name							Player's Name							Matches		Games		
														ABC		XYZ		
A: Adam Pegg	11	11	11				X: Saeed Khayati	9	6	8				1		3		
B: Simon Johnson	11	11	11				Y: Henning Hansen	4	1	7				1		3		
C: Mick Warr	11	11	11				Z: Ravinder Kumar	9	5	7				1		3		
Doubles	Adam Pegg	11	10	13	11		Doubles	Ravinder Kumar	6	12	11	7		1		3	1	
	Frank Pearce							Saeed Khayati										
B: Simon Johnson	11	11	11				X: Saeed Khayati	4	4	6				1		3		
A: Adam Pegg	11	11	11				Z: Ravinder Kumar	8	4	7				1		3		
C: Mick Warr	11	11	11				Y: Henning Hansen	3	5	5				1		3		
Doubles	Mick Warr	11	6	11	11	7	Doubles	Henning Hansen	7	11	9	13	11		1	2	3	
	Frank Pearce							Ravinder Kumar										
B: Simon Johnson	3	0	11	11	11		Z: Ravinder Kumar	0	3	2	6	5		1		3		
C: Frank Pearce	3	0	11	11	11		X: Saeed Khayati	0	3	4	8	6		1		3		
A: Adam Pegg	2	1	12	11	8	5	8	Y: Henning Hansen	1	2	10	6	11	11	1	2	3	
Team							Matches		Games		Captain's Signature							
Winner Victoria							9		31									
Loser New South Wales "B"							2		7									

2023 National Veterans Championships

Over 40 Men's Teams - Division C

ROUND	DAY	TIME	TABLE NO
3	Sun	900	15

Western Australia						Queensland "B"									
Player's Name	Game					Player's Name	Game					Matches		Games	
	1	2	3	4	5		1	2	3	4	5	ABC	XYZ	ABC	XYZ
A: Anthony Fitzpatrick	6	7	11	13	17	X: Mathew Carter	11	11	6	11	15	1		3	2
B: Puneet Sharma	6	5	8			Y: Ken Driver	11	11	11				1		3
C: - Forfeit	0	0	0			Z: Simon Mills	11	11	11				1		3
Dou bles A: Anthony Fitzpatrick B: Puneet Sharma	11	11	12			Dou bles X: Mathew Carter Y: Ken Driver	7	9	10				1		3
	5	7	4				Z: Simon Mills	11	11	11				1	
A: Anthony Fitzpatrick	7	3	11	11	11	Z: Simon Mills	11	11	5	8	13		1	2	3
C: - Forfeit	0	0	0			Y: Ken Driver	11	11	11				1		3
Dou bles B: Puneet Sharma C: - Forfeit	0	0	0			Dou bles Z: Simon Mills X: Mathew Carter	11	11	11				1		3
	0	0	0				Y: Ken Driver	11	11	11				1	
	Win	Lose					Win	Lose							
B: Puneet Sharma	0	3	2	5	5	Z: Simon Mills	3	0	11	11	11		1		3
C: - Forfeit	0	3	0	0	0	X: Mathew Carter	2	1	11	11	11		1		3
A: Anthony Fitzpatrick	2	1	11	11	11	Y: Ken Driver	2	1	5	9	4		1		3
Team						Matches	Games	Captain's Signature							
Winner	Queensland "B"					8	26								
Loser	Western Australia					3	11								

2023 National Veterans Championships

Over 40 Men's Teams - Division C

ROUND	DAY	TIME	TABLE NO
4	Sun	1700	9

Western Australia						Victoria									
Player's Name						Player's Name						Matches		Games	
												ABC		XYZ	
A: Puneet Sharma	2	1	5			X: Adam Pegg	11	11	11				1		3
B: Anthony Fitzpatrick	6	14	11	5	3	Y: Frank Pearce	11	12	9	11	11		1	2	3
C: - Forfeit	0	0	0			Z: Simon Johnson	11	11	11				1		3
Don blues	Anthony Fitzpatrick	11	3	9	5	Don blues	Adam Pegg	7	11	11	11		1	1	3
	Puneet Sharma						Simon Johnson								
B: Anthony Fitzpatrick	8	5	8			X: Adam Pegg	11	11	11				1		3
A: Puneet Sharma	5	5	4			Z: Simon Johnson	11	11	11				1		3
C: - Forfeit	0	0	0			Y: Frank Pearce	11	11	11				1		3
Don blues	- Forfeit	0	0	0		Don blues		11	11	11			1		3
	Win Lose						Win Lose								
B: Anthony Fitzpatrick	0	3	2	8	8	Z: Simon Johnson	3	0	11	11	11		1		3
C: - Forfeit	0	3	0	0	0	X: Adam Pegg	3	0	11	11	11		1		3
A: Puneet Sharma	0	3	8	8	9	Y: Frank Pearce	3	0	11	11	11		1		3
Team						Matches	Games	Captain's Signature							
Winner Victoria						11	33								
Loser Western Australia						0	3								

2023 National Veterans Championships

Over 40 Men's Teams - Division C

ROUND	DAY	TIME	TABLE NO
4	Sun	1700	10

New South Wales "B"							New Zealand "B"									
Player's Name	Game					Player's Name	Game					Matches		Games		
	1	2	3	4	5		1	2	3	4	5	ABC	XYZ	ABC	XYZ	
A: Saeed Khayati	4	3	6			X: Edwin Nieman	11	11	11				1		3	
B: Ravinder Kumar	5	11	11	11		Y: Nick Ning	11	4	4	9		1		3	1	
C: Henning Hansen	4	5	4			Z: Rong Chen	11	11	11				1		3	
Doubles	Henning Hansen		3	9	4	Doubles	Rong Chen		11	11	11			1		3
	Saeed Khayati						Edwin Nieman									
B: Ravinder Kumar	10	3	6			X: Edwin Nieman	12	11	11				1		3	
A: Saeed Khayati	11	8	5	4		Z: Rong Chen	2	11	11	11			1	1	3	
C: Henning Hansen	11	11	11			Y: Nick Ning	8	7	3			1		3		
Doubles	Ravinder Kumar		9	2	7	Doubles	Rong Chen		11	11	11			1		3
	Henning Hansen						Nick Ning									
B: Ravinder Kumar	1	2	9	5	7	Z: Rong Chen	3	0	11	11	11			1	3	
C: Henning Hansen	1	2	7	12	1	X: Edwin Nieman	3	0	11	14	11			1	3	
A: Saeed Khayati	1	2	11	11	11	Y: Nick Ning	0	3	7	8	7		1		3	
Team							Matches	Games	Captain's Signature							
Winner	New Zealand "B"						8	25								
Loser	New South Wales "B"						3	10								

2023 National Veterans Championships

Over 40 Men's Teams - Division C

ROUND	DAY	TIME	TABLE NO
5	Mon	900	13

Victoria							New Zealand "B"																
Player's Name							Player's Name							Matches		Games							
							Game 1	Game 2	Game 3	Game 4	Game 5	ABC	XYZ	ABC	XYZ								
A: Mick Warr							9	7	9														
B: Simon Johnson							11	11	9	11													
C: Frank Pearce							12	11	11														
Doubles	Simon Johnson						11	10	11	9	9												
	Mick Warr																						
B: Simon Johnson							7	11	8	9													
A: Mick Warr							12	11	11														
C: Frank Pearce							6	11	6	11	10												
Doubles	Simon Johnson						11	11	11														
	Adam Pegg	Win	Lose																				
B: Simon Johnson	2	1	11	11	11																		
C: Frank Pearce	2	1	11	11	10	11																	
A: Adam Pegg	1	2	5	3	10																		
							X: Rong Chen	11	11	11								1			3		
							Y: Edwin Nieman	4	9	11	4							1			3	1	
							Z: Nick Ning	10	7	7									1			3	
							Doubles	Rong Chen	3	12	9	11	11							1		2	3
								Edwin Nieman															
							X: Rong Chen	11	7	11	11								1		1	3	
							Z: Nick Ning	10	6	5									1			3	
							Y: Edwin Nieman	11	0	11	7	12							1		2	3	
							Doubles	Rong Chen	4	2	7									1			3
								Nick Ning															
							Z: Nick Ning	0	3	4	4	6							1			3	
							X: Rong Chen	2	1	7	9	12	7						1			3	1
							Y: Edwin Nieman	2	1	11	11	12								1			3
Team							Matches	Games	Captain's Signature														
Winner	Victoria						6	23															
Loser	New Zealand "B"						5	17															

2023 National Veterans Championships

Over 40 Men's Teams - Division C

ROUND	DAY	TIME	TABLE NO
5	Mon	900	12

New South Wales "B"							Queensland "B"										
Player's Name							Player's Name							Matches		Games	
														ABC		XYZ	
A: Henning Hansen	13	9	10	11	9	X: Mathew Carter	11	11	12	4	11		1	2	3		
B: Ravinder Kumar	11	11	12			Y: Ken Driver	9	8	10			1		3			
C: Saeed Khayati	11	12	11			Z: Joey Wang	7	10	6			1		3			
Don blues Ravinder Kumar	11	6	7	13	11	Don blues Mathew Carter	6	11	11	11	13		1	2	3		
						Don blues Joey Wang											
B: Ravinder Kumar	11	9	11	4	6	X: Mathew Carter	9	11	9	11	11		1	2	3		
A: Henning Hansen	8	11	3	5		Z: Joey Wang	11	5	11	11		1	1	3			
C: Saeed Khayati	11	11	3	12		Y: Ken Driver	5	1	11	10		1		3	1		
Don blues Shin Nakazawa	11	11	9	11		Don blues Mathew Carter	9	6	11	8		1		3	1		
						Don blues Ken Driver											
B: Ravinder Kumar	2	1	11	6	11	11	Z: Joey Wang	1	2	7	11	6	9	1	3	1	
C: Saeed Khayati	2	1	12	7	9	8	X: Mathew Carter	3	0	10	11	11	11		1	1	3
A: Henning Hansen	1	2	11	11	11		Y: Ken Driver	0	3	4	6	7		1		3	
Team							Matches		Games		Captain's Signature						
Winner New South Wales "B"							6		26								
Loser Queensland "B"							5		18								

2023 National Veterans Championships

Over 40 Men's Teams - Playoff Positions 1-6

ROUND	DAY	TIME	TABLE NO
1	Mon	1700	12

South Australia							New Zealand "B"											
Player's Name	Game					Player's Name	Game					Matches		Games				
	1	2	3	4	5		1	2	3	4	5	ABC	XYZ	ABC	XYZ			
A: Richard Weaver	11	6	11	9	3	X: Edwin Nieman	6	11	8	11	11		1	2	3			
B: Paul Glassenbury	11	11	8	11		Y: Nick Ning	6	3	11	5		1		3	1			
C: Frank Ford	6	11	11	3	7	Z: Rong Chen	11	3	9	11	11		1	2	3			
Doubles	Paul Glassenbury	11	6	10	5	Doubles	Rong Chen	9	11	12	11		1	1	3			
	Richard Weaver						Edwin Nieman											
B: Paul Glassenbury	12	6	11	8	6	X: Edwin Nieman	10	11	5	11	11		1	2	3			
A: Richard Weaver	6	9	3			Z: Rong Chen	11	11	11				1		3			
C: Frank Ford	11	11	11			Y: Nick Ning	8	5	4			1		3				
Doubles	Paul Glassenbury	11	11	3	12	Doubles	Rong Chen	6	4	11	10		1		3	1		
	Frank Ford						Nick Ning											
B: Paul Glassenbury	1	2	12	10	9	11	11						1	2	3			
C: Frank Ford	1	1																
A: Richard Weaver	0	2																
							Z: Rong Chen	3	0	10	12	11	7	13		1	2	3
							X: Edwin Nieman	2	0									
							Y: Nick Ning	0	2									
Team							Matches	Games	Captain's Signature									
Winner	New Zealand "B"						6	20										
Loser	South Australia						3	18										

2023 National Veterans Championships

Over 40 Men's Teams - Playoff Positions 1-6

ROUND	DAY	TIME	TABLE NO
1	Mon	1700	13

Victoria										Queensland													
Player's Name										Player's Name													
		Game	Game	Game	Game	Game					Game	Game	Game	Game	Game	Matches		Games					
		1	2	3	4	5					1	2	3	4	5	ABC	XYZ	ABC	XYZ				
A:	Simon Johnson	12	13	11							X:	Duy Nguyen	10	11	8			1		3			
B:	Mick Warr	3	9	0							Y:	Venkat Vangaveti	11	11	11				1		3		
C:	Frank Pearce	9	7	11	3						Z:	Jeff Jin	11	11	5	11			1	1	3		
Dou bles	Mick Warr	8	9	6							Dou bles	Duy Nguyen	11	11	11				1		3		
	Simon Johnson											Venkat Vangaveti											
B:	Mick Warr	11	4	1	6						X:	Duy Nguyen	8	11	11	11			1	1	3		
A:	Simon Johnson	11	11	11							Z:	Jeff Jin	5	4	9			1		3			
C:	Frank Pearce	11	6	6	8						Y:	Venkat Vangaveti	4	11	11	11			1	1	3		
Dou bles	Simon Johnson	11	11	5	11						Dou bles	Duy Nguyen	5	8	11	8			1		3	1	
	Adam Pegg						Win	Lose				Jeff Jin											
B:	Mick Warr	1	2	12	5	12	11	11			Z:	Jeff Jin	1	2	14	11	10	6	7	1		3	2
C:	Frank Pearce	0	3	4	10	11	9			X:	Duy Nguyen	2	1	11	12	4	11			1	1	3	
A:	Simon Johnson	2	0							Y:	Venkat Vangaveti	2	0										
Team										Matches		Games		Captain's Signature									
Winner	Queensland									6		21											
Loser	Victoria									4		16											

2023 National Veterans Championships

Over 40 Men's Teams - Playoff Positions 1-6

ROUND	DAY	TIME	TABLE NO
2	Tue	1300	31

New Zealand						New Zealand "B"									
Player's Name	Game					Player's Name	Game					Matches		Games	
	1	2	3	4	5		1	2	3	4	5	ABC	XYZ	ABC	XYZ
A: Barry Griffiths	11	11	11			X: Edwin Nieman	8	5	4			1		3	
B: Craig Dye	11	9	11	11		Y: Rong Chen	7	11	5	3		1		3	1
C: Simon Fenwick	11	11	11			Z: Nick Ning	7	3	2			1		3	
Doubles	Craig Dye	11	11	11		Doubles	Edwin Nieman	2	2	8		1		3	
	Barry Griffiths						Nick Ning								
B: Craig Dye	3	3	11	11	6	X: Edwin Nieman	11	11	8	5	11	1		2	3
A: Barry Griffiths	11	11	11			Z: Nick Ning	1	4	2			1		3	
C: Simon Fenwick	11	11	11			Y: Rong Chen	8	6	5			1		3	
Doubles	Win Lose					Doubles	Win Lose								
B: Craig Dye	1	1				Z: Nick Ning	0	2							
C: Simon Fenwick	2	0				X: Edwin Nieman	1	1							
A: Barry Griffiths	2	0				Y: Rong Chen	0	2							
Team						Matches	Games	Captain's Signature							
Winner	New Zealand					6	20								
Loser	New Zealand "B"					1	4								

2023 National Veterans Championships

Over 40 Men's Teams - Playoff Positions 1-6

ROUND	DAY	TIME	TABLE NO
2	Tue	1300	32

New South Wales						Queensland									
Player's Name	Game					Player's Name	Game					Matches		Games	
	1	2	3	4	5		1	2	3	4	5	ABC	XYZ	ABC	XYZ
A: John Ngo	11	12	7	6	10	X: Duy Nguyen	9	10	11	11	12		1	2	3
B: Alexandre Vong	11	11	11			Y: Venkat Vangaveti	9	5	7			1		3	
C: Pascal Mias	11	11	11			Z: Jeff Jin	8	6	9			1		3	
Don blues Alexandre Vong	11	11	11	6	4	Don blues Duy Nguyen	13	7	6	11	11		1	2	3
Don blues Pascal Mias						Don blues Venkat Vangaveti									
B: Alexandre Vong	11	11	11			X: Duy Nguyen	8	8	9			1		3	
A: John Ngo	11	11	11			Z: Jeff Jin	7	7	9			1		3	
C: Pascal Mias	2	11	11	11		Y: Venkat Vangaveti	11	3	8	4		1		3	1
Don blues Alexandre Vong	11	8	12	11		Don blues Darryl Sullivan	6	11	10	5		1		3	1
Don blues John Ngo						Don blues Duy Nguyen									
B: Alexandre Vong	2	0				Z: Jeff Jin	0	2							
C: Pascal Mias	2	0				X: Duy Nguyen	1	1							
A: John Ngo	1	1				Y: Venkat Vangaveti	0	2							
Team							Matches	Games	Captain's Signature						
Winner	New South Wales						6	22							
Loser	Queensland						2	8							

2023 National Veterans Championships

Over 40 Men's Teams - Playoff Positions 1-6

ROUND	DAY	TIME	TABLE NO
3	Wed	900	9

New Zealand						New South Wales										
Player's Name	Game					Player's Name	Game					Matches		Games		
	1	2	3	4	5		1	2	3	4	5	ABC	XYZ	ABC	XYZ	
A: Barry Griffiths	6	5	5			X: John Ngo	11	11	11				1		3	
B: Craig Dye	11	7	11	9	11	Y: Pascal Mias	9	11	7	11	6	1		3	2	
C: Simon Fenwick	5	4	6			Z: Alexandre Vong	11	11	11				1		3	
Doubles	Barry Griffiths	11	11	7	11	Doubles	John Ngo	9	7	11	3		1		3	1
	Craig Dye						Alexandre Vong									
B: Craig Dye	12	11	11			X: John Ngo	10	9	7			1		3		
A: Barry Griffiths	11	8	11	8	14	Z: Alexandre Vong	6	11	6	11	12	1		3	2	
C: Simon Fenwick	11	11	11			Y: Pascal Mias	7	4	8			1		3		
Doubles	Barry Griffiths	6	4	7		Doubles	Pascal Mias	11	11	11			1		3	
	Simon Fenwick						Alexandre Vong									
B: Craig Dye	2	1	8	8	5	Z: Alexandre Vong	2	1	11	11	11		1		3	
C: Simon Fenwick	1	2	10	3	2	X: John Ngo	2	1	12	11	11		1		3	
A: Barry Griffiths	2	1	11	11	15	Y: Pascal Mias	0	3	7	5	13		1		3	
Team						Matches	Games	Captain's Signature								
Winner	New Zealand					6	18									
Loser	New South Wales					5	20									

2023 National Veterans Championships

Over 40 Men's Teams - Playoff Positions 1-6

ROUND	DAY	TIME	TABLE NO
3	Wed	900	10

Queensland						New Zealand "B"											
Player's Name	Game					Player's Name	Game					Matches		Games			
	1	2	3	4	5		1	2	3	4	5	ABC	XYZ	ABC	XYZ		
A: Jeff Jin	4	7	8			X: Edwin Nieman	11	11	11				1		3		
B: Duy Nguyen	11	11	11			Y: Nick Ning	2	3	5			1		3			
C: Venkat Vangaveti	9	12	8	11	9	Z: Rong Chen	11	10	11	6	11		1	2	3		
Dou bles	Venkat Vangaveti	9	11	10	11	8	Dou bles	Edwin Nieman	11	5	12	1	11		1	2	3
	Duy Nguyen							Rong Chen									
B: Duy Nguyen	11	11	9	13		X: Edwin Nieman	9	6	11	11		1		3	1		
A: Jeff Jin	11	11	9	3	5	Z: Rong Chen	7	6	11	11	11		1	2	3		
C: Venkat Vangaveti	11	11	11			Y: Nick Ning	3	4	7			1		3			
Dou bles	Jeff Jin	11	11	11		Dou bles	Nick Ning	7	5	8			1		3		
	Duy Nguyen						Rong Chen										
B: Duy Nguyen	3	0	11	11	11	Z: Rong Chen	2	1	9	9	7		1		3		
C: Venkat Vangaveti	2	1	11	8	9	11	X: Edwin Nieman	1	2	5	11	11	9	5	1	3	2
A: Jeff Jin	0	2				Y: Nick Ning	0	2									
Team						Matches	Games	Captain's Signature									
Winner	Queensland					6	24										
Loser	New Zealand "B"					4	15										

2023 National Veterans Championships

Over 40 Men's Teams - Playoff Positions 7-13

ROUND	DAY	TIME	TABLE NO
1	Mon	1700	14

Aust Capital Territory							South Australia "B"										
Player's Name	Game					Player's Name	Game					Matches		Games			
	1	2	3	4	5		1	2	3	4	5	ABC	XYZ	ABC	XYZ		
A: Amir Hadad	7	11	11	12		X: Dale McDonald	11	3	5	10		1		3	1		
B: Daniel Chaing	4	11	11	5	11	Y: Dara Chong	11	7	6	11	7	1		3	2		
C: Todd Kliendienst	11	11	5	5		Z: Shane Denman	7	13	11	11			1	1	3		
Don blues D: Daniel Chaing	11	3	11	11		Don blues Dara Chong	7	11	9	8		1		3	1		
Don blues E: Amir Hadad						Don blues Shane Denman											
B: Daniel Chaing	11	6	3	8		X: Dale McDonald	5	11	11	11			1	1	3		
A: Amir Hadad	10	11	10	9		Z: Shane Denman	12	9	12	11			1	1	3		
C: Todd Kliendienst	5	8	8			Y: Dara Chong	11	11	11				1		3		
Don blues F: Amir Hadad	5	5	5			Don blues Shane Denman	11	11	11				1		3		
Don blues G: Todd Kliendienst						Don blues Dale McDonald											
	Win	Lose					Win	Lose									
B: Daniel Chaing	1	2	7	8	11	8	Z: Shane Denman	3	0	11	11	9	11		1	1	3
C: Todd Kliendienst	0	3	11	9	9	3	X: Dale McDonald	2	1	8	11	11	11		1	1	3
A: Amir Hadad	1	2	11	2	9	9	Y: Dara Chong	2	1	9	11	11	11		1	1	3
Team							Matches	Games	Captain's Signature								
Winner	South Australia "B"						8	28									
Loser	Aust Capital Territory						3	15									

2023 National Veterans Championships

Over 40 Men's Teams - Playoff Positions 7-13

ROUND	DAY	TIME	TABLE NO
1	Mon	1700	15

Queensland "B"							Aust Cap Territory "B"									
Player's Name	Game					Player's Name	Game					Matches		Games		
	1	2	3	4	5		1	2	3	4	5	ABC	XYZ	ABC	XYZ	
A: Mathew Carter	11	9	13	12		X: Jamie Tran	7	11	15	14			1	1	3	
B: Simon Mills	11	5	4	9		Y: Tin Tang	1	11	11	11			1	1	3	
C: Joey Wang	11	11	11			Z: Eric Tran	8	5	9			1		3		
Dou bles	Joey Wang	11	11	11		Dou bles	Eric Tran	9	7	6			1		3	
	Mathew Carter						Tin Tang									
B: Simon Mills	8	11	11	4	4	X: Jamie Tran	11	9	8	11	11		1	2	3	
A: Mathew Carter	11	11	12	9	11	Z: Eric Tran	9	8	14	11	9	1		3	2	
C: Joey Wang	11	11	11			Y: Tin Tang	5	3	2			1		3		
Dou bles	Simon Mills	11	11	15		Dou bles	Eric Tran	7	9	13			1		3	
	Mathew Carter						Jamie Tran									
B: Simon Mills	1	2	2	11	14	11	Z: Eric Tran	0	3	11	8	12	7	1	3	1
C: Joey Wang	2	0					X: Jamie Tran	2	0							
A: Mathew Carter	1	1					Y: Tin Tang	1	1							
Team							Matches	Games	Captain's Signature							
Winner	Queensland "B"						6	22								
Loser	Aust Cap Territory "B"						3	12								

2023 National Veterans Championships

Over 40 Men's Teams - Playoff Positions 7-13

ROUND	DAY	TIME	TABLE NO
1	Mon	1700	16

Western Australia						Victoria "B"										
Player's Name	Game					Player's Name	Game					Matches		Games		
	1	2	3	4	5		1	2	3	4	5	ABC	XYZ	ABC	XYZ	
A: Anthony Fitzpatrick	11	11	8	11		X: Ashley Harding	9	6	11	6		1		3	1	
B: Puneet Sharma	7	6	6			Y: John Chan	11	11	11				1		3	
C: - Forfeit	0	0	0			Z: Peter Fung	11	11	11				1		3	
Dou bles A: Anthony Fitzpatrick B: Puneet Sharma	11	9	11	12		Dou bles X: Ashley Harding Y: John Chan	9	11	7	10		1		3	1	
	7	7	8				Z: Peter Fung	11	11	11				1		3
A: Anthony Fitzpatrick	10	11	14	9	6	Z: Peter Fung	12	7	12	11	11		1	2	3	
C: - Forfeit	0	0	0			Y: John Chan	11	11	11				1		3	
Dou bles C: - Forfeit	0	0	0			Dou bles Z: Peter Fung X: Ashley Harding	11	11	11				1		3	
	Win	Lose					3	0	11	12	11			1		3
B: Puneet Sharma	0	3	9	10	6	Y: Damian Taranto	2	1	11	11	11		1		3	
C: - Forfeit	0	3	0	0	0		2	1	11	13	3	6	5	1	3	2
A: Anthony Fitzpatrick	2	1	8	11	11	11										
Team						Matches	Games	Captain's Signature								
Winner	Victoria "B"					8	28									
Loser	Western Australia					3	11									

2023 National Veterans Championships

Over 40 Men's Teams - Playoff Positions 7-13

ROUND	DAY	TIME	TABLE NO
2	Tue	900	29

South Australia "B"											New South Wales "B"																		
Player's Name						Game	Game	Game	Game	Game	Player's Name						Game	Game	Game	Game	Game	Matches		Games					
						1	2	3	4	5							1	2	3	4	5	ABC	XYZ	ABC	XYZ				
A: Dara Chong						11	9	6			X: Henning Hansen						13	11	11						1		3		
B: Shane Denman						10	2	13	6		Y: Saeed Khayati						12	11	11	11					1	1	3		
C: Dale McDonald						11	8	11	11		Z: Ravinder Kumar						7	11	1	7			1		3	1			
Doubles	Shane Denman					2	11	10	11	1	Doubles	Shin Nakazawa					11	7	12	8	11			1	2	3			
	Dale McDonald											Ravinder Kumar																	
B: Shane Denman						11	5	11	12		X: Henning Hansen						7	11	8	10			1		3	1			
A: Dara Chong						11	6	7	6		Z: Ravinder Kumar						6	11	11	11					1	1	3		
C: Dale McDonald						11	11	11			Y: Saeed Khayati						8	9	8					1		3			
Doubles	Dara Chong					5	11	9	8		Doubles	Shin Nakazawa					11	9	11	11					1	1	3		
	Dale McDonald											Henning Hansen																	
B: Shane Denman						2	1	11	11	11	Z: Ravinder Kumar						1	2	6	7	8			1		3			
C: Dale McDonald						2	1	11	11	6	9	4	X: Henning Hansen						2	1	5	2	11	11			1	2	3
A: Dara Chong						0	2				Y: Saeed Khayati						1	1											

	Matches	Games	Captain's Signature
Winner New South Wales "B"	6	20	
Loser South Australia "B"	4	19	

Last Updated: October 3, 2023 1:19 PM

2023 National Veterans Championships

Over 40 Men's Teams - Playoff Positions 7-13

ROUND	DAY	TIME	TABLE NO
2	Tue	900	30

Queensland "B"						Victoria "B"										
Player's Name	Game					Player's Name	Game					Matches		Games		
	1	2	3	4	5		1	2	3	4	5	ABC	XYZ	ABC	XYZ	
A: Joey Wang	11	11	11			X: Ashley Harding	4	8	2			1		3		
B: Simon Mills	11	8	6			Y: John Chan	13	11	11				1		3	
C: Ken Driver	11	11	8	12		Z: Peter Fung	9	8	11	10		1		3	1	
Doubles	Joey Wang	11	11	13	11	Doubles	Peter Fung	7	8	15	6		1		3	1
	Mathew Carter						Damian Taranto									
B: Simon Mills	11	11	11			X: Ashley Harding	6	5	2			1		3		
A: Joey Wang	13	11	11			Z: Peter Fung	11	7	7			1		3		
C: Ken Driver	6	9	3			Y: John Chan	11	11	11				1		3	
Doubles	Mathew Carter	12	11	11		Doubles	Damian Taranto	10	9	9			1		3	
	Ken Driver						John Chan									
B: Simon Mills	1	1				Z: Peter Fung	0	2								
C: Ken Driver	1	1				X: Ashley Harding	0	2								
A: Joey Wang	2	0				Y: John Chan	2	0								
Team						Matches	Games	Captain's Signature								
Winner	Queensland "B"					6	18									
Loser	Victoria "B"					2	8									

2023 National Veterans Championships

Over 40 Men's Teams - Playoff Positions 7-13

ROUND	DAY	TIME	TABLE NO
3	Tue	1700	14

Queensland "B"						New South Wales "B"									
Player's Name						Player's Name						Matches		Games	
												ABC		XYZ	
A: Simon Mills	5	11	9	8		X: Henning Hansen	11	6	11	11			1	1	3
B: Ken Driver	12	7	6	8		Y: Saeed Khayati	10	11	11	11			1	1	3
C: Joey Wang	11	8	10	7		Z: Ravinder Kumar	9	11	12	11			1	1	3
Don blues Mathew Carter	7	0	7			Don blues Shin Nakazawa	11	11	11				1		3
Don blues Joey Wang						Don blues Ravinder Kumar									
B: Ken Driver	8	7	3			X: Henning Hansen	11	11	11				1		3
A: Simon Mills	9	11	11	9	11	Z: Ravinder Kumar	11	9	6	11	8	1		3	2
C: Joey Wang	5	12	16	11	12	Y: Saeed Khayati	11	10	14	13	10	1		3	2
Don blues Mathew Carter	6	0	10			Don blues Shin Nakazawa	11	11	12				1		3
Don blues Simon Mills						Don blues Henning Hansen									
B: Ken Driver	0	2				Z: Ravinder Kumar	1	1							
C: Joey Wang	1	1				X: Henning Hansen	2	0							
A: Simon Mills	1	1				Y: Saeed Khayati	1	1							
Team						Matches	Games	Captain's Signature							
Winner New South Wales "B"						6	22								
Loser Queensland "B"						2	9								

2023 National Veterans Championships

Over 40 Men's Teams - Playoff Positions 7-13

ROUND	DAY	TIME	TABLE NO
3	Tue	1700	15

Victoria "B"						South Australia "B"										
Player's Name	Game					Player's Name	Game					Matches		Games		
	1	2	3	4	5		1	2	3	4	5	ABC	XYZ	ABC	XYZ	
A: Peter Fung	2	8	11	9		X: Dale McDonald	11	11	6	11			1	1	3	
B: John Chan	11	12	13	11		Y: Dara Chong	9	14	11	9		1		3	1	
C: Damian Taranto	7	3	8			Z: Shane Denman	11	11	11			1			3	
Doubles	Ashley Harding	12	8	7	7	Doubles	Dara Chong	10	11	11	11			1	1	3
	John Chan						Shane Denman									
B: John Chan	3	9	5			X: Dale McDonald	11	11	11				1		3	
A: Peter Fung	7	11	8	7		Z: Shane Denman	11	9	11	11			1	1	3	
C: Damian Taranto	4	11	7	5		Y: Dara Chong	11	9	11	11			1	1	3	
Doubles	Win Lose					Doubles	Win Lose									
B: John Chan	1	1				Z: Shane Denman	2	0								
C: Damian Taranto	0	2				X: Dale McDonald	2	0								
A: Peter Fung	0	2				Y: Dara Chong	1	1								
Team						Matches	Games	Captain's Signature								
Winner	South Australia "B"					6	19									
Loser	Victoria "B"					1	7									

2023 National Veterans Championships

Over 40 Men's Teams - Playoff Positions 5-6

ROUND	DAY	TIME	TABLE NO
1	Tue	1300	33

Victoria							South Australia										
Player's Name							Player's Name							Matches		Games	
														ABC		XYZ	
A: Frank Pearce	9	11	12	13			X: Paul Glassenbury	11	7	10	11		1		3	1	
B: Simon Johnson	13	7	11	10	12		Y: Richard Weaver	11	11	9	12	10	1		3	2	
C: Mick Warr	4	3	5				Z: Frank Ford	11	11	11				1		3	
Don blues Simon Johnson	11	11	8	11	13		Don blues Richard Weaver	7	4	11	13	15		1	2	3	
Don blues Adam Pegg							Don blues Paul Glassenbury										
B: Simon Johnson	8	11	14	11			X: Paul Glassenbury	11	4	12	8		1		3	1	
A: Frank Pearce	11	9	8	10			Z: Frank Ford	9	11	11	12			1	1	3	
C: Mick Warr	8	11	11	11	5		Y: Richard Weaver	11	7	8	13	11		1	2	3	
Don blues Simon Johnson	14	7	11	4	11		Don blues Frank Ford	12	11	8	11	13		1	2	3	
Don blues Mick Warr							Don blues Paul Glassenbury										
B: Simon Johnson	3	0	13	11	11	11	Z: Frank Ford	2	1	15	13	9	6	8	1	3	2
C: Mick Warr	0	3	2	9	11	9	X: Paul Glassenbury	1	2	11	11	8	11		1	1	3
A: Frank Pearce	1	1					Y: Richard Weaver	1	1								
Team							Matches		Games		Captain's Signature						
Winner South Australia							6		24								
Loser Victoria							4		20								

2023 National Veterans Championships

Over 40 Men's Teams - Playoff Positions 11-13

ROUND	DAY	TIME	TABLE NO
1	Tue	900	31

Aust Cap Territory "B"						Western Australia																						
Player's Name						Game					Player's Name					Matches		Games										
						1	2	3	4	5						ABC	XYZ	ABC	XYZ									
A: Jamie Tran						8	7	6			X: Anthony Fitzpatrick					11	11	11				1		3				
B: Thi Phan						8	11	11	11		Y: Puneet Sharma					11	6	4	8		1		3	1				
C: Eric Tran - Walkover						11	11	11			Z:					0	0	0			1		3					
Dou bles	Eric Tran					11	11	11			Dou bles	Puneet Sharma					4	7	7			1		3				
	Thi Phan											Anthony Fitzpatrick																
B: Thi Phan						11	11	12			X: Anthony Fitzpatrick					6	6	10			1		3					
A: Jamie Tran - Walkover						11	11	11			Z:					0	0	0			1		3					
C: Eric Tran						11	11	11			Y: Puneet Sharma					9	3	5			1		3					
Dou bles	- Walkover					11	11	11			Dou bles						0	0	0			1		3				
B: Thi Phan - Walkover						3	0	11	11	11	Z:					0	3	0	0	0			1	3				
C: Eric Tran						3	0	11	12	8	11	11	X: Anthony Fitzpatrick					1	2	4	14	11	4	7	1		3	2
A: Jamie Tran						2	1	13	9	11	9	12	Y: Puneet Sharma					0	3	11	11	7	11	10	1		3	2
Team						Matches		Games		Captain's Signature																		
Winner Aust Cap Territory "B"						10		30																				
Loser Western Australia						1		8																				

2023 National Veterans Championships

Over 40 Men's Teams - Playoff Positions 11-13

ROUND	DAY	TIME	TABLE NO
2	Tue	1700	16

Aust Capital Territory						Aust Cap Territory "B"										
Player's Name	Game					Player's Name	Game					Matches		Games		
	1	2	3	4	5		1	2	3	4	5	ABC	XYZ	ABC	XYZ	
A: Amir Hadad	11	11	11			X: Thi Phan	7	4	7			1		3		
B: Daniel Chaing	11	4	11	11		Y: Jamie Tran	9	11	7	1		1		3	1	
C: Todd Kliendienst	14	1	6			Z: Eric Tran	16	11	11				1		3	
Dou bles	Daniel Chaing	6	8	11	9	Dou bles	Eric Tran	11	11	9	11			1	1	3
	Amir Hadad						Thi Phan									
B: Daniel Chaing	7	6	11	10		X: Thi Phan	11	11	8	12			1	1	3	
A: Amir Hadad	7	7	7			Z: Eric Tran	11	11	11				1		3	
C: Todd Kliendienst	11	12	11			Y: Jamie Tran	9	10	8			1		3		
Dou bles	Todd Kliendienst	9	11	2	9	Dou bles	Eric Tran	11	5	11	11			1	1	3
	Daniel Chaing	Win	Lose				Jamie Tran									
B: Daniel Chaing	1	2	9	3	7	Z: Eric Tran	3	0	11	11	11			1	3	
C: Todd Kliendienst	1	1				X: Thi Phan	1	1								
A: Amir Hadad	1	1				Y: Jamie Tran	0	2								
Team						Matches	Games	Captain's Signature								
Winner	Aust Cap Territory "B"					6	19									
Loser	Aust Capital Territory					3	12									