

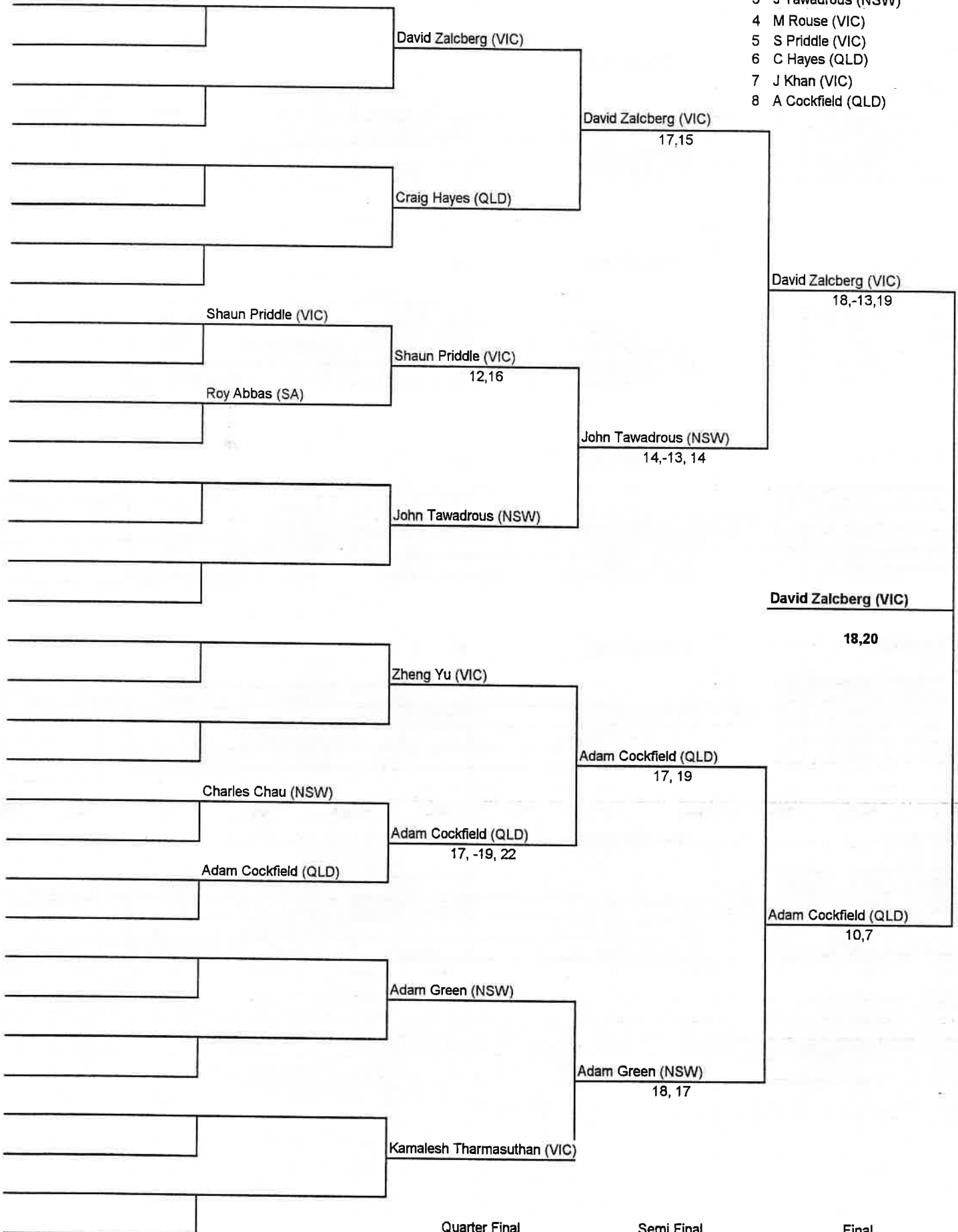
2000 BUTTERFLY AUSTRALIAN YOUTH TABLE TENNIS CHAMPIONSHIPS

EVENT NAME: Under 20 Men's Singles

EVENT NO: Y1

SEEDINGS

- 1 D Zalberg (VIC)
- 2 K Tharmasuthan (VIC)
- 3 J Tawadrous (NSW)
- 4 M Rouse (VIC)
- 5 S Priddle (VIC)
- 6 C Hayes (QLD)
- 7 J Khan (VIC)
- 8 A Cockfield (QLD)



Quarter Final

Semi Final

Final

2000 BUTTERFLY AUSTRALIAN YOUTH TABLE TENNIS CHAMPIONSHIPS

EVENT NAME: **UNDER 20 MEN'S SINGLES**

EVENT NO: **Y1**

THURSDAY

GROUP NO: **A**

MATCH	TIME	TABLE
1 V 2	0900	1
2 V 3	0930	1
1 V 3	1000	1

		D Zalcborg	J Ayton	T Bo	WINS	LOSSES	POS
S1	D Zalcborg (VIC)		21,21	21,21	2	0	1
	J Ayton (SA)	11,13		21,21	1	1	2
	T Bo (NSW)	8,11	11,15		0	2	3

THURSDAY

GROUP NO: **B**

MATCH	TIME	TABLE
1 V 2	0900	3
2 V 3	0930	3
1 V 3	1000	3

		K Tharmasuthan	K Longbottom	A Mullamphy	WINS	LOSSES	POS
S2	K Tharmasuthan (VIC)		21,21	21,21	2	0	1
	K Longbottom (SA)	16,14		15,19	0	2	3
	A Mullamphy (QLD)	10,13	21,21		1	1	2

THURSDAY

GROUP NO: **C**

MATCH	TIME	TABLE
1 V 2	0900	5
2 V 3	0930	5
1 V 3	1000	5

		J Tawadrous	A Ong	A Wilson	WINS	LOSSES	POS
S3	J Tawadrous (NSW)		21,21	21,21	2	0	1
	A Ong (SA)	11,9		18,18	0	2	3
	A Wilson (Vic)	11,10	21,21		1	1	2

THURSDAY

GROUP NO: **D**

MATCH	TIME	TABLE
1 V 2	0900	7
2 V 3	0930	7
1 V 3	1000	7

		M Rouse	S Gray	Z Yu	WINS	LOSSES	POS
S4	M Rouse (VIC)		21,21	18,10	1	1	2
	S Gray (SA)	9,12		12,6	0	2	3
	Z Yu (VIC)	21,21	21,21		2	0	1

THURSDAY

GROUP NO: **E**

MATCH	TIME	TABLE
1 V 2	0900	9
2 V 3	0930	9
1 V 3	1000	9

		S Priddle	I Tuchinsky	R Clark	WINS	LOSSES	POS
S5	S Priddle (VIC)		21,21	21,21	2	0	1
	I Tuchinsky (VIC)	W/O		W/O	0	2	3
	R Clark (SA)	11,10	21,21		1	1	2

2000 BUTTERFLY AUSTRALIAN YOUTH TABLE TENNIS CHAMPIONSHIPS

EVENT NAME: **UNDER 20 MEN'S SINGLES**

EVENT NO: **Y1**

THURSDAY

GROUP NO: **F**

MATCH	TIME	TABLE
1 V 2	0900	11
2 V 3	0930	11
1 V 3	1000	11

		C Hayes	B Nissen	D Longbottom	WINS	LOSSES	POS
S6	C Hayes (QLD)		21,21	21,21	2	0	1
	B Nissen (VIC)	19,10		21,13,21	1	1	2
	D Longbottom (SA)	18,15	-5,21,19		0	2	3

THURSDAY

GROUP NO: **G**

MATCH	TIME	TABLE
1 V 2	0900	13
2 V 3	0930	13
1 V 3	1000	13

		J Khan	N Masaki	A Green	WINS	LOSSES	POS
S7	J Khan (VIC)		21,21	21,18,10	1	1	2
	N Masaki (SA)	16,14		15,17	0	2	3
	A Green (NSW)	-18,21,21	21,21		2	0	1

THURSDAY

GROUP NO: **H**

MATCH	TIME	TABLE
1 V 2	0900	15
2 V 3	0930	15
1 V 3	1000	15

		A Cockfield	E Wong	M Smith	WINS	LOSSES	POS
S8	A Cockfield (QLD)		21,21	-16,21,21	2	0	1
	E Wong (VIC)	17,12		19,13	0	2	3
	M Smith (VIC)	21,-13,11	21,21		1	1	2

THURSDAY

GROUP NO: **I**

MATCH	TIME	TABLE
1 V 2	0900	16
2 V 3	0930	16
1 V 3	1000	16

		R Abbas	Z Tang	A Hopper	WINS	LOSSES	POS
	R Abbas (SA)		21,21	-15,21,21	2	0	1
	Z Tang (VIC)	10,10		9,9	0	2	3
	A Hopper (QLD)	21,19,13	21,21		1	1	2

THURSDAY

GROUP NO: **J**

MATCH	TIME	TABLE
1 V 2	0900	18
2 V 3	0930	18
1 V 3	1000	18

		C Chau	M Nield	M Davies	WINS	LOSSES	POS
	C Chau (NSW)		21,21	21,-13,21	2	0	1
	M Nield (SA)	15,19		21,21	1	1	2
	M Davies (VIC)	-18,21,10	16,17		0	2	3


2000 BUTTERFLY AUSTRALIAN YOUTH TABLE TENNIS CHAMPIONSHIPS

EVENT NAME: Under 20 Women's Singles

SEEDINGS

EVENT NO: Y2

- 1 M Cho (SA)
- 2 M Lee (VIC)
- 3 P Campbell-Innes (QLD)
- 4 K Bungey (SA)
- 5 C Campbell-Innes (QLD)
- 6 M Porter (VIC)
- 7 K James (VIC)
- 8 E Clarke (QLD)



2000 BUTTERFLY AUSTRALIAN YOUTH TABLE TENNIS CHAMPIONSHIPS

EVENT NAME: **UNDER 20 WOMEN'S SINGLES**

EVENT NO: **Y2**

THURSDAY

GROUP NO: **C**

MATCH	TIME	TABLE
1 V 2	0900	2
2 V 3	0930	2
1 V 3	1000	2

		P Campbell-Innes	R Moore	S Zuidland	WINS	LOSSES	POS
S3	P Campbell-Innes (QLD)		21,21	21,21	2	0	1
	R Moore (VIC)	10,10		21,19,16	0	2	3
	S Zuidland (SA)	15,8	-16,21,21		1	1	2

THURSDAY

GROUP NO: **D**

MATCH	TIME	TABLE
1 V 2	0900	4
2 V 3	0930	4
1 V 3	1000	4

		K Bungey	M Bishop	A Pegg	WINS	LOSSES	POS
S4	K Bungey (SA)		21,21	21,-19,21	2	0	1
	M Bishop (VIC)	7,15		-19,24,19	0	2	3
	A Pegg (VIC)	-11,21,15	21,-22,21		1	1	2

THURSDAY

GROUP NO: **E**

MATCH	TIME	TABLE
1 V 2	0900	6
2 V 3	0930	6
1 V 3	1000	6

		C Campbell-Innes	S Collins	A Jolley	WINS	LOSSES	POS
S5	C Campbell-Innes (QLD)		21,21	21,22	2	0	1
	S Collins (VIC)	18		12,18	0	2	3
	A Jolley (SA)	19,20	21,21		1	1	2

THURSDAY

GROUP NO: **F**

MATCH	TIME	TABLE
1 V 2	0900	8
2 V 3	0930	8
1 V 3	1000	8

		M Porter	H Pearce	D Abbas	WINS	LOSSES	POS
S6	M Porter (VIC)		-15,21,21	21,21	2	0	1
	H Pearce (VIC)	17,8		-12,21,3	0	2	3
	D Abbas (SA)	21,16,11	21,15,21		1	1	2

THURSDAY

GROUP NO: **G**

MATCH	TIME	TABLE
1 V 2	0900	10
2 V 3	0930	10
1 V 3	1000	10

		K James	C Carruthers	L Jolley	WINS	LOSSES	POS
S7	K James (VIC)		W/O	W/O	0	2	3
	C Carruthers (VIC)	21,21		-17,21,-17	1	1	2
	L Jolley (SA)	21,21	21,-15,21		2	0	1

2000 BUTTERFLY AUSTRALIAN YOUTH TABLE TENNIS CHAMPIONSHIPS

EVENT NAME: **UNDER 20 WOMEN'S SINGLES**

EVENT NO: **Y2**

THURSDAY

GROUP NO: **H**

MATCH	TIME	TABLE
1 V 2	0900	12
2 V 3	0930	12
1 V 3	1000	12

		E Clarke	S Bishop	E Bogomolov	WINS	LOSSES	POS
S8	E Clarke (QLD)		21,21	-21,21,21	2	0	1
	S Bishop (VIC)	W/O		W/O	0	2	3
	E Bogomolov (VIC)	23,-17,-16	21,21		1	1	2

THURSDAY

GROUP NO: **I**

MATCH	TIME	TABLE
1 V 2	0900	14
2 V 3	0930	14
1 V 3	1000	14

		M Lee	N Scales	C Montgomery	WINS	LOSSES	POS
	M Lee (QLD)		21,18,21	-18,21,19	1	1	2
	N Scales (VIC)	-10,21,15		15,9	0	2	3
	C Montgomery (VIC)	21,12,21	21,21		2	0	1

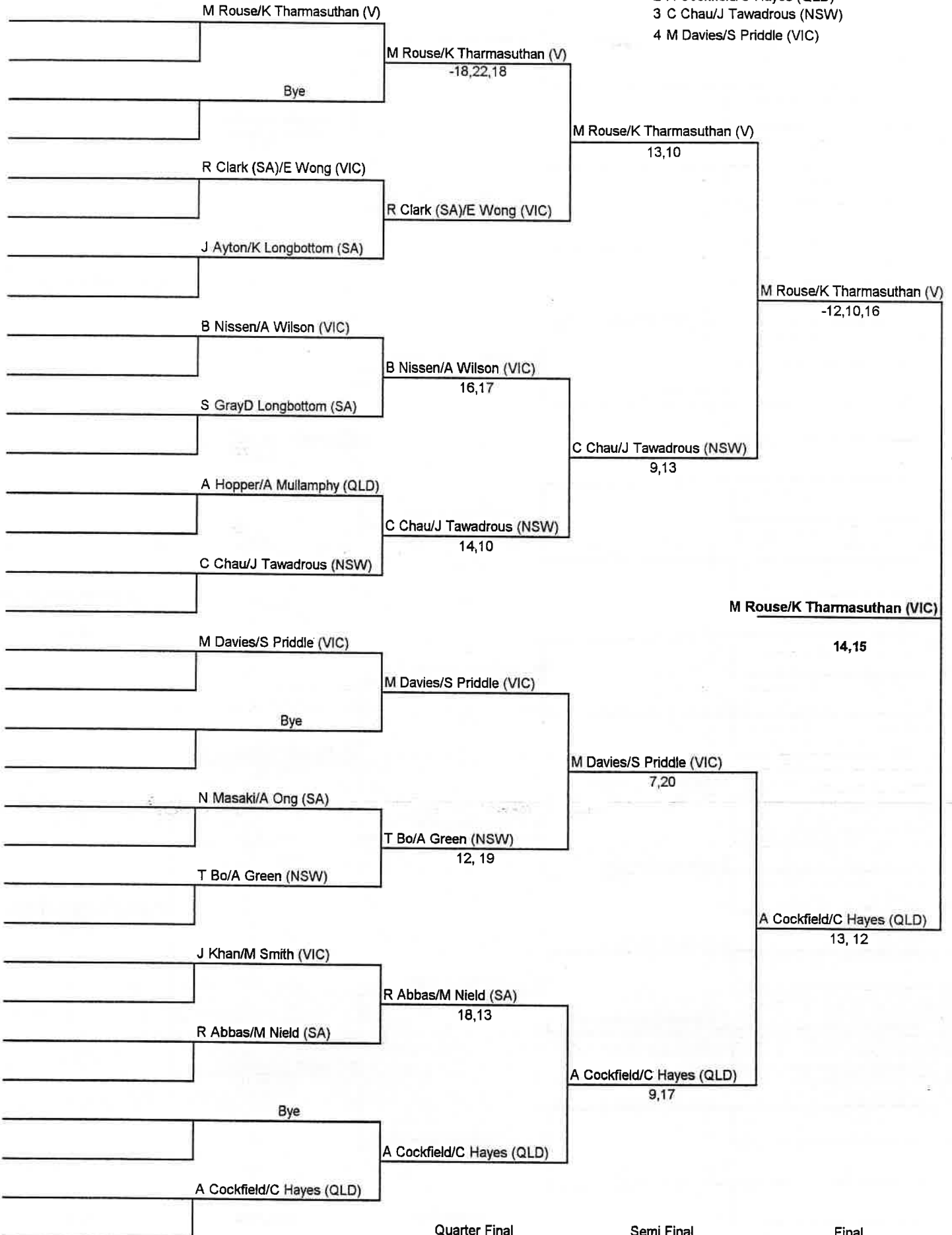
2000 BUTTERFLY AUSTRALIAN YOUTH TABLE TENNIS CHAMPIONSHIPS

EVENT NAME: Under 20 Men's Doubles

SEEDINGS

EVENT NO: Y3

- 1 M Rouse/K Tharmasuthan (V)
- 2 A Cockfield/C Hayes (QLD)
- 3 C Chau/J Tawadrous (NSW)
- 4 M Davies/S Priddle (VIC)



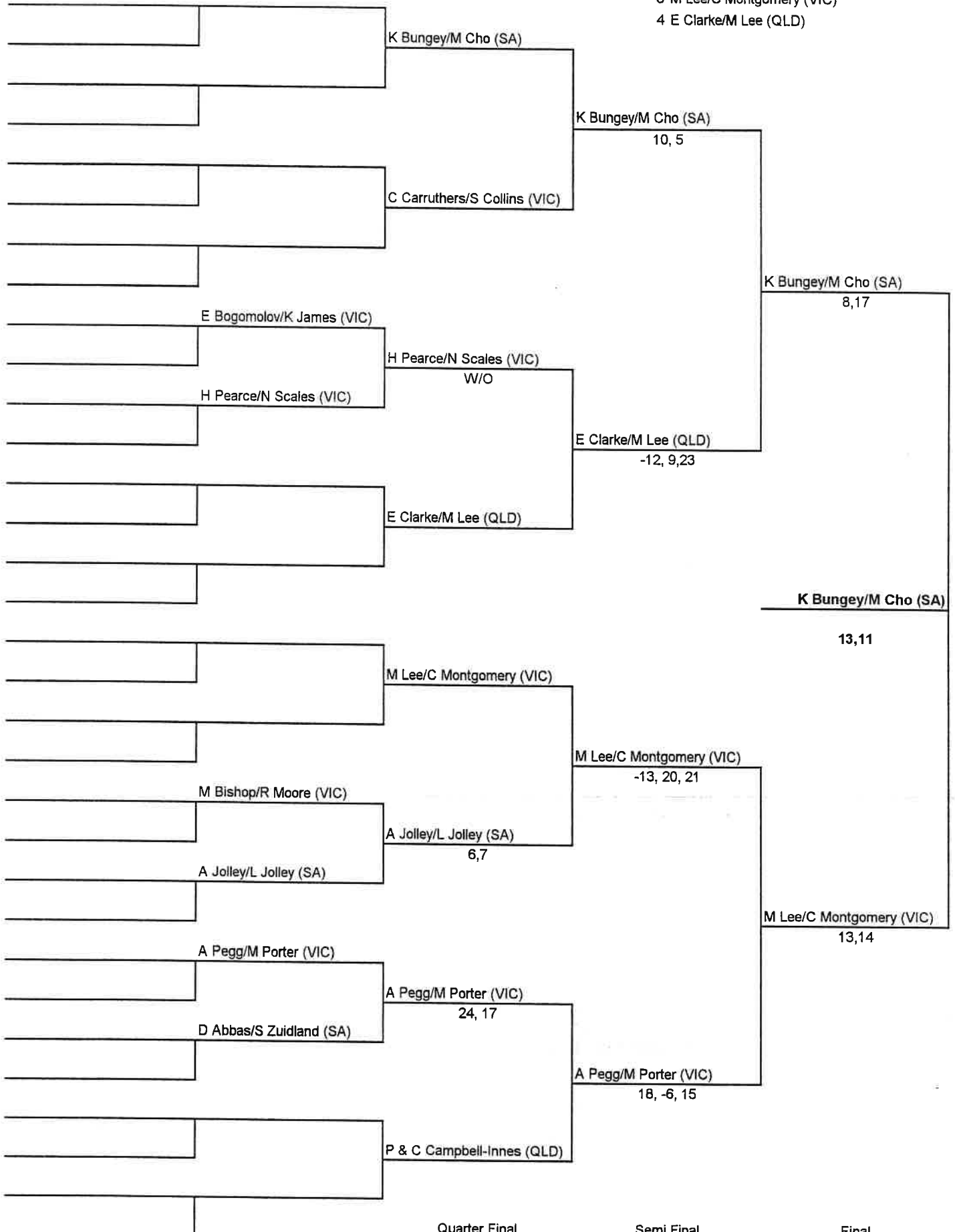
2000 BUTTERFLY AUSTRALIAN YOUTH TABLE TENNIS CHAMPIONSHIPS

EVENT NAME: Under 20 Women's Doubles

SEEDINGS

EVENT NO: Y4

- 1 K Bungey/M Cho (SA)
- 2 P & C Campbell-Innes (QLD)
- 3 M Lee/C Montgomery (VIC)
- 4 E Clarke/M Lee (QLD)



Quarter Final

Semi Final

Final

